



MOTORSPORT PARTS
CATALOGUE **2022**



WORLDWIDE SUPPLIERS OF
MOTOR RACING COMPONENTS

Raceparts is dedicated to the manufacturing and supplying of proven high quality products to all forms of motorsport and performance automotive industries world wide.

Raceparts is the original one-stop warehouse for all motorsport spares and equipment.

Raceparts has been supplying parts worldwide for over 50 years from our Wallingford base in the heart of the motorsport valley (see map on back cover). Raceparts prides itself on its friendly, efficient and helpful service.

Our Racetech range of products is designed and developed by an associate company (Racetech Design Ltd). These products are supplied as original equipment to almost all racing car constructors.

CONTENTS

BEARINGS & ROD ENDS

SKF WHEEL BEARINGS	05
NMB MINEBEA ROD ENDS	06
NMB MINEBEA SPHERICAL BEARINGS	07
FK IMPERIAL ROD ENDS	08
FK METRIC ROD ENDS, IMPERIAL BEARINGS	09
BOOTS & SEALS	09

BRAKING

RACETECH BRAKE PARTS	11
AP MASTER CYLINDERS & BRAKE FLUID	12
AP RESERVOIRS, BALANCE BAR CABLES & PROPORTIONING VALVES	13
AP CALIPERS	14-17
AP DISCS, MOUNTING BOLTS & BLEED VALVES	18-21
GIRLING MASTER CYLINDERS, RESERVOIRS & ACCESSORIES	22
BRAKE BLEEDER BOTTLE	22
GIRLING CALIPERS & SPARES	23
OBP PEDAL BOXES & HANDBRAKES	24
PFC DISCS & COMPOUNDS	25
FERODO, MINTEX, HAWK & PAGID PADS	26

COOLING SYSTEM

REVOTEC FANS & ACCESSORIES	28
REVOTEC DUCTING & ACCESSORIES	29
HOSE JOINERS, INTERCOOLER PIPING, HOSE ADAPTORS & TAKE OFFS, HEADER TANKS.	30
STANT RADIATOR CAPS, DAVIES CRAIG WATER PUMPS, RACEPARTS ENGINE PREHEATER	31
RACETECH BLUE & BLACK WRAP SILICON HOSES	32

DRIVETRAIN

AP RACING CLUTCH COVERS	34
AP RACING DRIVE PLATES, SLAVE CYLINDERS, RELEASE BEARINGS, STUD KITS	35
GIRLING SLAVE CYLINDERS & REPAIR KITS	36
RACETECH UNIVERSAL JOINTS	36
GKN DRIVELINE CV JOINTS, TRIPODE JOINTS & HOUSINGS, BOOTS & GREASES	37
HEWLAND GEARBOXES AND SPARES	38
METALASTIK DRIVE COUPLINGS	38

ELECTRICAL

ODYSSEY BATTERIES & BRACKETS, DEKA BATTERIES	40
SUPER B LITHIUM BATTERIES, BATTERY CABLE, JACK PLUGS, ISOLATOR SWITCHES	41
BRAILLE BATTERIES & ACCESSORIES	42-43
MSD IGNITIONS & COILS	44
MSD SPARK PLUG WIRES & ACCESSORIES	45
CARTEK MASTER SWITCHES & RAINLIGHTS	45
WOSP ALTERNATORS & STARTER MOTORS	46-47
OMEX/ARMTECH REV LIMITERS, CTEK CHARGERS	48
LUCAS COILS & SWITCHES, MISC RAINLIGHTS, GENERAL SWITCHES, ELECTRICAL PARTS	49

ENGINE ANCILLARIES

ITG AIR FILTERS	51
SAENZ CONNECTING RODS	52
SUPERTRAPP SILENCERS, ARE DRY SUMP SYSTEMS	52

FASTENERS

SELF EJECTING FASTENERS	54
PUSH BUTTON EJECTING FASTENERS	54
LATCHES	54
AEROLOC FASTENERS	55
1/4 TURN & CAMLOC	55
AEROCATCH & BONNET PINS	56
PIP PINS, LIVE LOCK & KEENSERTS	57

FLUIDS & LUBRICANTS

MILLERS OILS	59
ROCK OILS, CASTROL OIL & BRAKE FLUID, REDLINE OILS & GREASES	60
PROSPEED BRAKE FLUID, DRIVEN OILS & VALETPRO	61
PROLONG SUPER LUBRICANTS, THREEBOND & EVANS WATERLESS COOLANT	62
MISC FLUIDS, LUBRICANTS, GREASES & SEALANTS	63

FUEL SYSTEM

FACET LOW PRESSURE FUEL PUMPS REGULATORS & ACCESSORIES	65
SYTEC, HI & BOSCH PUMPS, REGULATORS & ACCESSORIES	66
PREMIER FUEL SYSTEMS INC FUEL CELLS, PUMPS, REFUELLING EQUIPMENT	67-70
FUELAB REGULATORS, IN-TANK HOSE AND SURGE SYSTEMS. HOLLEY FUEL PUMPS, OBP SWIRL POTS	71
FUEL CAPS, SAMPLING KITS, FUEL HOSE & FILTERS	72

HARDWARE & TAPES

WASHERS, CIRCLIPS, TYRAPS & BLOCKS, LOCKWIRE, ACCESSORIES	74
TAPES	75

HEAT INSULATION & PROTECTION

THERMOTEC EXHAUST WRAPS & ACCESSORIES, SLEEVES AND HOSE/CABLE INSULATION	77
THERMOTEC HEAT BARRIERS & HEAT CONTROL/ NOISE SUPPRESSION MATS	78
THERMOTEC COMPONENT SPECIFIC PRODUCTS, HEAT SHIELDS AND ZIRCOTEC'S ZIRCOFLEX HEAT SHIELD MATERIAL	79
RACEPARTS GLASS CLOTHS, FOILS & HEAT SHIELD MATERIALS	80

HOSES & FITTINGS

CUSTOM MADE HOSES	82
GOODRIDGE HOSES, FITTINGS & ADAPTORS	83-94
PARKER & GOODRIDGE DRY BREAK QUICK DISCONNECTS	95
STAUBLI DRY BREAK QUICK DISCONNECTS	96-97
RACETECH & WIGGINS TUBE CONNECTORS	98
NORMA & OETIKER HOSE CLAMPS & CLIPS	98

INSTRUMENTS

MECHANICAL GAUGES	100
ELECTRICAL GAUGES	101
GAUGE ACCESSORIES	102
DATALOGGING VBOX	103

MIRRORS

RACETECH MIRRORS	105
------------------	-----

NUTS & BOLTS

NAS & AN BOLTS	107
----------------	-----

DIN 12.9 CAPHEAD, COUNTERSUNK & BUTTON HEAD BOLTS	108
K-NUTS, ANCHOR NUTS, LOCK NUTS & NYLOCS	109

OIL SYSTEM

MOCAL & SETRAB OIL COOLERS	111
OBP CATCH TANKS & DRY SUMP TANKS	112
MOCAL SANDWICH PLATES, REMOTE FILTER HEADS, OIL STATS AND LAMINOVA OIL/WATER COOLERS	112

SAFETY & DRIVER GEAR

SAFECRAFT RESTRAINT SYSTEMS	114
CAPIT HELMET & SUIT DRYERS	114
TRS FORMULA HARNESSSES & TOW LOOPS	114
SCHROTH FHR HANS DEVICES, FIA APPROVED HARNESSSES AND ACCESSORIES	115
INDISEAT RACING BEAD SEATS, ROLL BAR PADDING AND HARNESS ACCESSORIES	116
OMP RACING HARNESSSES & RACING NETS	117
OMP RACING SEATS & BRACKETS	118
OMP EXTINGUISHERS & ACCESSORIES	119
LIFELINE FIRE EXTINGUISHERS & ACCESSORIES	120

SET UP & PIT EQUIPMENT

INTERCOMP RACING SCALES & PIT/SETUP EQUIPMENT	122-123
BG RACING JACKS, TROLLEYS PIT EQUIPMENT, HUBSTANDS	124-125
RACEPARTS RACECAR NUMBERS, PENS & BOTTLES	125
PAOLI WHEEL GUNS & ACCESSORIES	126
CAPIT TYRE WARMERS	126
AP RACING AIR JACKS & ACCESSORIES	127
STÄUBLI AIR JACK ACCESSORIES	127
KRONTEC AIR JACK LANCES, VALVES & ACCESSORIES	127
ADA, RACETECH & RACEPARTS PIT/SETUP EQUIPMENT	128

SIMULATOR & ESPORTS

SIMULATORS & ESPORTS	130
----------------------	-----

STEERING & SUSPENSION

OMP STEERING WHEELS & COUPLINGS	132
RACETECH STEERING WHEELS & QUICK RELEASE COUPLINGS	133
RACETECH & EIBACH SPRINGS	134

TOOLS

BETA TOOLS & WORKSHOP EQUIPMENT	136-137
---------------------------------	---------

Bearings & Rod Ends



OUR SUPPLIERS

Minebea
Passion to Exceed Precision



BEARINGS & ROD ENDS

SKF WHEEL BEARINGS	05
NMB MINEBEA ROD ENDS	06
NMB MINEBEA SPHERICAL BEARINGS	07
FK IMPERIAL ROD ENDS	08
FK METRIC ROD ENDS, IMPERIAL BEARINGS BOOTS & SEALS	09

FOR GREASE SEE PAGE 59-63
FOR CIRCLIPS SEE PAGE 74
FOR LOCK NUTS SEE PAGE 109

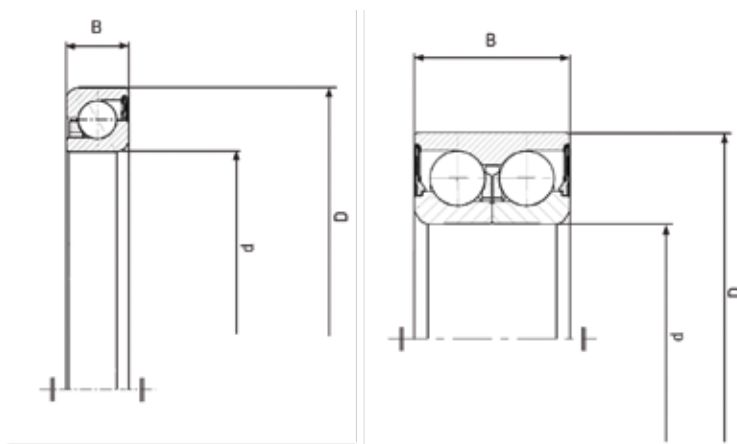


SKF WHEEL BEARINGS

Raceparts are the official distributor for SKF racing bearings. With nearly a century of involvement in various types of motor sports, SKF has applied the power of knowledge engineering to the challenge of reducing friction in moving components.

SKF DESIGNATION * SEALED BEARING	d (MM)	D (MM)	B (MM)	C (N)	Co (N)	SINGLE OR DOUBLE ROW
BAH-0144	49	88	46	65000	62000	D
633007C	50	90	34	60500	47500	D
BAH-0197C	50	90	34	60500	47500	D
S7011 ACDGA/P4AVP304	55	90	18	37100	31000	S
S71912 ACDGA/P4AVP3042	60	85	13	18600	14600	S
71913 ACDGA/P4A	65	90	13	19500	16000	S
71914 ACDGA/P4A	70	100	16	32500	32500	S
71915 ACDGA/P4A	75	105	16	33800	35500	S
S71917 ACDGA/P4AVP304	85	120	18	43600	45500	S
S71918 ACDGA/P4AVP3042	90	125	18	44200	48000	S
BA1-9498* (WAS BAH-0183A)	90	115	13	22100	26500	S
S71919 ACDGA/P4AVP304	95	130	18	46200	52000	S
BA1-9497* (WAS BAH-0163A)	100	127	13	28100	34500	S
BA1-9491* (WAS BAH-0231A)	100	130	14	36400	43000	S
BAR-5049D	CORVETTE C5/C6 HUB			56000	61500	D
BAR-0319/BAR-0319A	XTRACKER SINGLE NUT HUB UNIT			37700	33500	D
BAR-0378/BAR-0378A				36400	30000	D
BAR-0461/BAR-0461A						D

* Ceramic variants available on request.



The bearings listed above are part of SKF Racing Division's range of specialist racing bearings. Raceparts can also supply the products from SKF's standard range of bearings (many of which are already used for motorsport applications).

If you are unsure of the part number you require then Raceparts can still help, we will need only the dimensions and seal information to be able to provide you with a quotation.

SKF WHEEL BEARING GREASE

High load, extreme pressure, wide temperature range grease. SKF LGWA2 is a premium quality mineral oil based, lithium complex grease with extreme pressure (EP) performance. LGWA 2 is recommended for general industrial and automotive applications, when loads or temperatures exceed the range of general purpose grease. Comes in a 420ml cartridge. Features & benefits include:

- Excellent lubrication at peak temperatures up to 220 °C (430 °F) for short periods. Protection of wheel bearings operating under severe conditions
- Excellent lubrication under high loads and low speeds
- Effective lubrication in wet conditions and good water and corrosion resistance.



NMB MINEBEA ROD ENDS & SPHERICAL BEARINGS

Raceparts is an official distributor of NMB Minebea rod ends and spherical bearings. NMB's are manufactured to aircraft and military specification and have been used by race car manufacturers for over 30 years. If you would like more information or to enquire about any of the other products in the NMB Minebea range then please call or email us for advice.

IMPERIAL MALE ROD ENDS

PRECISION STAINLESS STEEL THREE PIECE TEFLON LINER ROD ENDS

PART NO:	THREAD HAND	BALL CENTRE TO END OF THREAD	BORE DIA	THREAD LENGTH	HEAD DIA	THREAD SIZE	BODY WIDTH	ANGULARITY	BALL WIDTH	WEIGHT (LBS)	ULT STATIC RADIAL LOAD
ART4E(R)	RIGHT	1.562"	1/4"	0.968"	0.806"	5/16 UNF	0.337"	15 DEG	0.437"	0.072	4,860LBS
ARTL4E(R)	LEFT	1.562"	1/4"	0.968"	0.806"	5/16 UNF	0.337"	15 DEG	0.437"	0.072	4,860LBS
ART5E(R)	RIGHT	1.875"	5/16"	1.1875"	0.900"	5/16 UNF	0.327"	14 DEG	0.437"	0.087	7,180LBS
ARTL5E(R)	LEFT	1.875"	5/16"	1.1875"	0.900"	5/16 UNF	0.327"	14 DEG	0.437"	0.087	7,180LBS
ART6E(R)	RIGHT	1.938"	3/8"	1.187"	1.025"	3/8 UNF	0.416"	8 DEG	0.500"	0.136	8,550LBS
ARTL6E(R)	LEFT	1.938"	3/8"	1.187"	1.025"	3/8 UNF	0.416"	8 DEG	0.500"	0.136	8,550LBS
ART7E(R)	RIGHT	2.125"	7/16"	1.281"	1.150"	7/16 UNF	0.452"	10 DEG	0.562"	0.183	12,000LBS
ARTL7E(R)	LEFT	2.125"	7/16"	1.281"	1.150"	7/16 UNF	0.452"	10 DEG	0.562"	0.183	12,000LBS
ART8E(R)	RIGHT	2.438"	1/2"	1.468"	1.337"	1/2 UNF	0.515"	9 DEG	0.625"	0.278	19,500LBS
ARTL8E(R)	LEFT	2.438"	1/2"	1.468"	1.337"	1/2 UNF	0.515"	9 DEG	0.625"	0.278	19,500LBS
ART10E(R)	RIGHT	2.625"	5/8"	1.562"	1.525"	5/8 UNF	0.577"	12 DEG	0.750"	0.424	21,900LBS
ARTL10E(R)	LEFT	2.625"	5/8"	1.562"	1.525"	5/8 UNF	0.577"	12 DEG	0.750"	0.424	21,900LBS
ART12E(R)	RIGHT	2.875"	3/4"	1.687"	1.775"	3/4 UNF	0.640"	13 DEG	0.875"	0.639	29,300LBS
ARTL12E(R)	LEFT	2.875"	3/4"	1.687"	1.775"	3/4 UNF	0.640"	13 DEG	0.875"	0.639	29,300LBS



PRECISION HIGH STRENGTH STAINLESS STEEL THREE PIECE TEFLON LINER ROD ENDS

PART NO:	THREAD HAND	BALL CENTRE TO END OF THREAD	BORE DIA	THREAD LENGTH	HEAD DIA	THREAD SIZE	BODY WIDTH	ANGULARITY	BALL WIDTH	WEIGHT (LBS)	ULT STATIC RADIAL LOAD
ARHT4E(R)	RIGHT	1.562"	1/4"	0.968"	0.806"	5/16 UNF	0.337"	5 DEG	0.375"	0.067	7,550LBS
ARHTL4E(R)	LEFT	1.562"	1/4"	0.968"	0.806"	5/16 UNF	0.337"	5 DEG	0.375"	0.067	7,550LBS
ARHT5E(R)	RIGHT	1.875"	5/16"	1.1875"	0.900"	3/8 UNF	0.337"	14 DEG	0.437"	0.095	9,200LBS
ARHTL5E(R)	LEFT	1.875"	5/16"	1.1875"	0.900"	3/8 UNF	0.337"	14 DEG	0.437"	0.095	9,200LBS
ARHT6E(R)	RIGHT	1.938"	3/8"	1.187"	1.025"	7/16 UNF	0.416"	9 DEG	0.500"	0.140	10,900LBS
ARHTL6E(R)	LEFT	1.938"	3/8"	1.187"	1.025"	7/16 UNF	0.416"	9 DEG	0.500"	0.140	10,900LBS
ARHT6E2001	RIGHT	1.938"	3/8"	1.187"	1.025"	1/2 UNF	0.416"	9 DEG	0.500"	0.151	14,050LBS
ARHTL6E2001	LEFT	1.938"	3/8"	1.187"	1.025"	1/2 UNF	0.416"	9 DEG	0.500"	0.151	14,050LBS
ARHT7E(R)	RIGHT	2.125"	7/16"	1.281"	1.150"	1/2 UNF	0.452"	10 DEG	0.562"	0.210	14,050LBS
ARHTL7E(R)	LEFT	2.125"	7/16"	1.281"	1.150"	1/2 UNF	0.452"	10 DEG	0.562"	0.210	14,050LBS
ARHT8E(R)	RIGHT	2.438"	1/2"	1.468"	1.337"	5/8 UNF	0.515"	9 DEG	0.625"	0.330	23,400LBS
ARHTL8E(R)	LEFT	2.438"	1/2"	1.468"	1.337"	5/8 UNF	0.515"	9 DEG	0.625"	0.330	23,400LBS
ARHT10E(R)	RIGHT	2.625"	5/8"	1.562"	1.525"	3/4 UNF	0.577"	12 DEG	0.750"	0.480	26,050LBS
ARHTL10E(R)	LEFT	2.625"	5/8"	1.562"	1.525"	3/4 UNF	0.577"	12 DEG	0.750"	0.480	26,050LBS
ARHT12E(R)	RIGHT	2.875"	3/4"	1.687"	1.775"	7/8 UNF	0.640"	13 DEG	0.875"	0.730	34,500LBS
ARHTL12E(R)	LEFT	2.875"	3/4"	1.687"	1.775"	7/8 UNF	0.640"	13 DEG	0.875"	0.730	34,500LBS



PRECISION HIGH ANGULARITY STAINLESS STEEL THREE PIECE TEFLON LINER ROD ENDS

PART NO:	THREAD HAND	BALL CENTRE TO END OF THREAD	BORE DIA	THREAD LENGTH	HEAD DIA	THREAD SIZE	BODY WIDTH	ANGULARITY	BALL WIDTH	WEIGHT (LBS)	ULT STATIC RADIAL LOAD
ARYT4E(R)	RIGHT	1.938"	1/4"	1.250"	1.000"	3/8 UNF	0.265"	23 DEG	0.593"	0.110	9,340LBS
ARYTL4E(R)	LEFT	1.938"	1/4"	1.250"	1.000"	3/8 UNF	0.265"	23 DEG	0.593"	0.110	9,340LBS
ARYT5E(R)	RIGHT	2.125"	5/16"	1.375"	1.125"	7/16 UNF	0.355"	23 DEG	0.813"	0.160	10,065LBS
ARYTL5E(R)	LEFT	2.125"	5/16"	1.375"	1.125"	7/16 UNF	0.355"	23 DEG	0.813"	0.160	10,065LBS
ARYT6E(R)	RIGHT	2.125"	3/8"	1.375"	1.125"	7/16 UNF	0.355"	23 DEG	0.813"	0.150	10,065LBS
ARYTL6E(R)	LEFT	2.125"	3/8"	1.375"	1.125"	7/16 UNF	0.355"	23 DEG	0.813"	0.150	10,065LBS
ARYT7E(R)	RIGHT	2.438"	7/16"	1.500"	1.312"	1/2 UNF	0.355"	21 DEG	0.875"	0.250	14,997LBS
ARYTL7E(R)	LEFT	2.438"	7/16"	1.500"	1.312"	1/2 UNF	0.355"	21 DEG	0.875"	0.250	14,997LBS
ARYT8E(R)	RIGHT	2.625"	1/2"	1.625"	1.500"	5/8 UNF	0.411"	20 DEG	0.937"	0.390	16,995LBS
ARYTL8E(R)	LEFT	2.625"	1/2"	1.625"	1.500"	5/8 UNF	0.411"	20 DEG	0.937"	0.390	16,995LBS
ARYT10E(R)	RIGHT	2.875"	5/8"	1.750"	1.750"	3/4 UNF	0.577"	20 DEG	1.200"	0.620	24,352LBS
ARYTL10E(R)	LEFT	2.875"	5/8"	1.750"	1.750"	3/4 UNF	0.577"	20 DEG	1.200"	0.620	24,352LBS



METRIC MALE ROD ENDS

PRECISION ZINC PLATED STEEL ALLOY BODY, STAINLESS BALL & RACE THREE PIECE TEFLON LINER ROD ENDS

PART NO:	THREAD HAND	A	B	C	D	N	W	Q	T	WEIGHT (GRAMS)	ULT STATIC RADIAL LOAD
		BALL CENTRE TO END OF THREAD	BORE DIA	THREAD LENGTH	HEAD DIA	THREAD SIZE	BALL WIDTH	ANGULARITY	BODY WIDTH		
HRT6E	RIGHT	39.5MM	6MM	22MM	20.5MM	M6 X 1.0	11MM	15 DEG	8.75MM	35	18,140 N
HRTL6E	LEFT	39.5MM	6MM	22MM	20.5MM	M6 X 1.0	11MM	15 DEG	8.75MM	35	18,140 N
HRT8E	RIGHT	46.0MM	8MM	29MM	23.0MM	M8 X 1.25	11MM	14 DEG	8.25MM	40	33,440 N
HRTL8E	LEFT	46.0MM	8MM	29MM	23.0MM	M8 X 1.25	11MM	14 DEG	8.25MM	40	33,440 N
HRT10E	RIGHT	47.0MM	10MM	29MM	26.0MM	M10 X 1.5	12.5MM	8 DEG	10.75MM	65	47,070 N
HRTL10E	LEFT	47.0MM	10MM	29MM	26.0MM	M10 X 1.5	12.5MM	8 DEG	10.75MM	65	47,070 N





IMPERIAL SPHERICAL BEARINGS

PRECISION STAINLESS STEEL TEFLON LINED NARROW SPHERICAL BEARINGS

PART NO:	RETENTION	BORE DIA	OUTSIDE DIA	RACE WIDTH	SHOULDER DIA	ANGULARITY	BALL WIDTH	WEIGHT (LBS)	ULT STATIC RADIAL LOAD
ABT4(R)	CIRCLIP	1/4"	0.6562"	0.250"	0.364"	10 DEG	0.343"	0.020	6,040LBS
ABT4V(R)	STAKED	1/4"	0.6562"	0.250"	0.364"	10 DEG	0.343"	0.020	6,040LBS
ABT5(R)	CIRCLIP	5/16"	0.7500"	0.281"	0.419"	10 DEG	0.375"	0.030	8,750LBS
ABT5V(R)	STAKED	5/16"	0.7500"	0.281"	0.419"	10 DEG	0.375"	0.030	8,750LBS
ABT6(R)	CIRCLIP	3/8"	0.8125"	0.312"	0.515"	9 DEG	0.406"	0.040	10,540LBS
ABT6V(R)	STAKED	3/8"	0.8125"	0.312"	0.515"	9 DEG	0.406"	0.040	10,540LBS
ABT7(R)	CIRCLIP	7/16"	0.9062"	0.343"	0.570"	8 DEG	0.437"	0.050	13,200LBS
ABT7V(R)	STAKED	7/16"	0.9062"	0.343"	0.570"	8 DEG	0.437"	0.050	13,200LBS
ABT8(R)	CIRCLIP	1/2"	1.0000"	0.390"	0.641"	8 DEG	0.500"	0.070	17,900LBS
ABT8V(R)	STAKED	1/2"	1.0000"	0.390"	0.641"	8 DEG	0.500"	0.070	17,900LBS
ABT82003(R)	CIRCLIP	1/2"	0.8750"	0.375"	0.575"	8 DEG	0.435"	0.041	15,844LBS
ABT9(R)	CIRCLIP	9/16"	1.0937"	0.437"	0.711"	8 DEG	0.562"	0.090	23,200LBS
ABT9V(R)	STAKED	9/16"	1.0937"	0.437"	0.711"	8 DEG	0.562"	0.090	23,200LBS
ABT10(R)	CIRCLIP	5/8"	1.1875"	0.500"	0.739"	8 DEG	0.625"	0.120	30,500LBS
ABT10V(R)	STAKED	5/8"	1.1875"	0.500"	0.739"	8 DEG	0.625"	0.120	30,500LBS
ABT12(R)	CIRCLIP	3/4"	1.4375"	0.593"	0.920"	8 DEG	0.750"	0.210	46,400LBS
ABT14(R)	CIRCLIP	7/8"	1.5625"	0.703"	0.978"	8 DEG	0.875"	0.270	62,200LBS
ABT16(R)	CIRCLIP	1"	1.7500"	0.797"	1.118"	9 DEG	1.000"	0.390	82,200LBS



PRECISION STAINLESS STEEL TEFLON LINED WIDE SPHERICAL BEARINGS

PART NO:	RETENTION	BORE DIA	OUTSIDE DIA	RACE WIDTH	SHOULDER DIA	ANGULARITY	BALL WIDTH	WEIGHT (LBS)	ULT STATIC RADIAL LOAD
ABWT4(R)	CIRCLIP	1/4"	0.6250"	0.327"	0.301"	15 DEG	0.437"	0.031	9,000LBS
ABWT4V(R)	STAKED	1/4"	0.6250"	0.327"	0.301"	15 DEG	0.437"	0.031	9,000LBS
ABWT5(R)	CIRCLIP	5/16"	0.6875"	0.317"	0.401"	14 DEG	0.437"	0.035	9,400LBS
ABWT5V(R)	STAKED	5/16"	0.6875"	0.317"	0.401"	14 DEG	0.437"	0.035	9,400LBS
ABWT6(R)	CIRCLIP	3/8"	0.8125"	0.406"	0.471"	8 DEG	0.500"	0.060	13,700LBS
ABWT6V(R)	STAKED	3/8"	0.8125"	0.406"	0.471"	8 DEG	0.500"	0.060	13,700LBS
ABWT7(R)	CIRCLIP	7/16"	0.9375"	0.442"	0.542"	10 DEG	0.562"	0.080	20,700LBS
ABWT7V(R)	STAKED	7/16"	0.9375"	0.442"	0.542"	10 DEG	0.562"	0.080	20,700LBS
ABWT8(R)	CIRCLIP	1/2"	1.0000"	0.505"	0.612"	9 DEG	0.625"	0.100	27,500LBS
ABWT8-605	CIRCLIP	1/2"	1.3125"	0.536"	0.836"	10 DEG	0.687"	0.082	32,500LBS
ABWT8V(R)	STAKED	1/2"	1.0000"	0.505"	0.612"	9 DEG	0.625"	0.100	27,500LBS
ABWT9(R)	CIRCLIP	9/16"	1.1250"	0.536"	0.726"	10 DEG	0.687"	0.135	34,400LBS
ABWT9V(R)	STAKED	9/16"	1.1250"	0.536"	0.726"	10 DEG	0.687"	0.135	34,400LBS
ABWT10(R)	CIRCLIP	5/8"	1.1875"	0.567"	0.752"	12 DEG	0.750"	0.160	39,000LBS
ABWT10-605	CIRCLIP	5/8"	1.5620"	0.687"	0.973"	10 DEG	0.875"	0.148	32,500LBS
ABWT10V(R)	STAKED	5/8"	1.1875"	0.567"	0.752"	12 DEG	0.750"	0.160	39,000LBS
ABWT12(R)	CIRCLIP	3/4"	1.3750"	0.630"	0.892"	13 DEG	0.875"	0.240	52,300LBS
ABWT12V(R)	STAKED	3/4"	1.3750"	0.630"	0.892"	13 DEG	0.875"	0.240	52,300LBS
ABWT12-1-2001	CIRCLIP	5/8"	1.3750"	0.630"	0.920"	14 DEG	0.875"	0.240	56,146LBS
ABWT14(R)	CIRCLIP	7/8"	1.6250"	0.755"	1.061"	6 DEG	0.875"	0.350	67,300LBS
ABWT16(R)	CIRCLIP	1"	2.1250"	1.005"	1.275"	12 DEG	1.375"	0.970	137,000LBS

STAKING TOOLS ALSO AVAILABLE, JUST ADD "ST" TO THE END OF THE BEARING NUMBER FOR THE CORRECT SIZE



PRECISION STAINLESS STEEL TEFLON LINED HIGH ANGULARITY SPHERICAL BEARINGS

PART NO:	RETENTION	BORE DIA	OUTSIDE DIA	RACE WIDTH	SHOULDER DIA	ANGULARITY	BALL WIDTH	WEIGHT (LBS)	ULT STATIC RADIAL LOAD
ABYT4(R)	CIRCLIP	1/4"	0.7400"	0.250"	0.390"	24 DEG	0.593	0.036	7,100LBS
ABYT4V(R)	STAKED	1/4"	0.7400"	0.250"	0.390"	24 DEG	0.593	0.036	7,100LBS
ABYT5(R)	CIRCLIP	5/16"	0.6875"	0.250"	0.418"	20 DEG	0.625"	0.029	9,000LBS
ABYT5V(R)	STAKED	5/16"	0.6875"	0.250"	0.418"	20 DEG	0.625"	0.029	9,000LBS
ABYT6(R)	CIRCLIP	3/8"	0.9060"	0.340"	0.512"	23 DEG	0.813"	0.068	16,000LBS
ABYT6V(R)	STAKED	3/8"	0.9060"	0.340"	0.512"	23 DEG	0.813"	0.068	16,000LBS
ABYT7(R)	CIRCLIP	7/16"	1.0000"	0.340"	0.618"	22 DEG	0.875"	0.095	19,300LBS
ABYT7V(R)	STAKED	7/16"	1.0000"	0.340"	0.618"	22 DEG	0.875"	0.095	19,300LBS
ABYT8(R)	CIRCLIP	1/2"	1.1250"	0.396"	0.730"	20 DEG	0.937"	0.159	26,100LBS
ABYT8V(R)	STAKED	1/2"	1.1250"	0.396"	0.730"	20 DEG	0.937"	0.159	26,100LBS
ABYT10(R)	CIRCLIP	5/8"	1.3750"	0.562"	0.856"	20 DEG	1.200"	0.245	44,500LBS
ABYT10V(R)	STAKED	5/8"	1.3750"	0.562"	0.856"	20 DEG	1.200"	0.245	44,500LBS
ABYT12(R)	CIRCLIP	3/4"	1.5625"	0.615"	0.970"	18 DEG	1.280"	0.315	54,800LBS
ABYT14(R)	CIRCLIP	7/8"	1.7500"	0.620"	1.140"	18 DEG	1.400"	0.430	65,800LBS



METRIC SPHERICAL BEARINGS

PRECISION STAINLESS STEEL TEFLON LINED WIDE SPHERICAL BEARINGS

PART NO:	RETENTION	BORE DIA	OUTSIDE DIA	RACE WIDTH	SHOULDER DIA	ANGULARITY	BALL WIDTH	WEIGHT (GRAMS)	ULT STATIC RADIAL LOAD
MBWT12	CIRCLIP	12MM	26MM	13MM	15.4MM	10 DEG	16MM	46	116.69KN
MBWT14	CIRCLIP	14MM	28MM	14MM	18.9MM	8 DEG	17MM	55	143.17KN
MBWT16	CIRCLIP	16MM	30MM	15MM	19.2MM	10 DEG	19MM	65	163.77KN
MBWT18	CIRCLIP	18MM	33MM	16MM	20.4MM	10 DEG	20MM	80	184.36KN
MBWT20	CIRCLIP	20MM	35MM	16MM	22.9MM	13 DEG	22MM	91	204.95KN





FK Rod Ends are made in the USA and proudly distributed in the UK & Europe by Raceparts. The items listed here are Raceparts' stock items, but others are available. To see FK's extensive range in full please visit www.fkrodends.com.

IMPERIAL ROD ENDS

PRECISION ZINC PLATED STEEL ALLOY THREE PIECE TEFLON LINER ROD ENDS

PART NO: RIGHT HAND	PART NO: LEFT HAND	BALL CENTRE TO END OF THREAD	BORE DIA	THREAD LENGTH	HEAD DIA	THREAD SIZE	BODY WIDTH	ANGULARITY	BALL WIDTH	WEIGHT (LBS)	ULT STATIC RADIAL LOAD
MALE											
JMX4T	JMXL4T	1.562"	1/4"	1.000"	0.750"	1/4UNF	0.281"	16 DEG	0.375"	0.040	5,262LBS
JMX5T	JMXL5T	1.875"	5/16"	1.250"	0.875"	5/16UNF	0.344"	14 DEG	0.437"	0.070	7,640LBS
JMX6T	JMXL6T	1.938"	3/8"	1.250"	1.000"	3/8UNF	0.406"	12 DEG	0.500"	0.110	9,550LBS
JMX7T	JMXL7T	2.125"	7/16"	1.375"	1.125"	7/16UNF	0.437"	14 DEG	0.562"	0.160	10,290LBS
JMX8-6T	JMXL8-6T	2.438"	3/8"	1.500"	1.312"	1/2UNF	0.500"	12 DEG	0.625"	0.270	16,242LBS
JMX8T	JMXL8T	2.438"	1/2"	1.500"	1.312"	1/2UNF	0.500"	12 DEG	0.625"	0.250	16,242LBS
JMX10T	JMXL10T	2.625"	5/8"	1.625"	1.500"	5/8UNF	0.562"	16 DEG	0.750"	0.380	17,959LBS
JMX12T	JMXL12T	2.875"	3/4"	1.750"	1.750"	3/4UNF	0.687"	14 DEG	0.875"	0.600	28,090LBS
FEMALE											
JFX4T	JFXL4T	1.312"	1/4"	0.687"	0.750"	1/4UNF	0.281"	16 DEG	0.375"	0.060	6,195LBS
JFX5T	JFXL5T	1.375"	5/16"	0.687"	0.875"	5/16UNF	0.344"	14 DEG	0.437"	0.090	7,640LBS
JFX6T	JFXL6T	1.625"	3/8"	0.812"	1.000"	3/8UNF	0.406"	12 DEG	0.500"	0.150	9,550LBS
JFX7T	JFXL7T	1.812"	7/16"	0.937"	1.125"	7/16UNF	0.437"	14 DEG	0.562"	0.200	10,290LBS
JFX8T	JFXL8T	2.125"	1/2"	1.062"	1.312"	1/2UNF	0.500"	12 DEG	0.625"	0.330	15,340LBS
JFX10T	JFXL10T	2.500"	5/8"	1.375"	1.500"	5/8UNF	0.562"	16 DEG	0.750"	0.480	17,959LBS

PRECISION HIGH STRENGTH ZINC PLATED STEEL ALLOY THREE PIECE TEFLON LINER ROD ENDS

PART NO: RIGHT HAND	PART NO: LEFT HAND	BALL CENTRE TO END OF THREAD	BORE DIA	THREAD LENGTH	HEAD DIA	THREAD SIZE	BODY WIDTH	ANGULARITY	BALL WIDTH	WEIGHT (LBS)	ULT STATIC RADIAL LOAD
MALE											
RSMX4T	RSMXL4T	1.875"	1/4"	1.250"	0.875"	5/16UNF	0.281"	13 DEG	0.375"	0.072	8,471LBS
RSMX5T	RSMXL5T	1.938"	5/16"	1.250"	1.000"	3/8UNF	0.344"	12 DEG	0.437"	0.112	13,012LBS
RSMX6T	RSMXL6T	2.125"	3/8"	1.375"	1.125"	7/16UNF	0.406"	10 DEG	0.500"	0.160	17,610LBS
RSMX7T	RSMXL7T	2.438"	7/16"	1.500"	1.312"	1/2UNF	0.437"	12 DEG	0.562"	0.249	23,470LBS
RSMX8T	RSMXL8T	2.625"	1/2"	1.500"	1.500"	5/8UNF	0.500"	10 DEG	0.625"	0.382	31,420LBS
RSMX10T	RSMXL10T	2.875"	5/8"	1.750"	1.750"	3/4UNF	0.562"	13 DEG	0.750"	0.602	40,590LBS

ECONOMY ZINC PLATED LOW CARBON STEEL TWO PIECE TEFLON LINER ROD ENDS

PART NO: RIGHT HAND	PART NO: LEFT HAND	BALL CENTRE TO END OF THREAD	BORE DIA	THREAD LENGTH	HEAD DIA	THREAD SIZE	BODY WIDTH	ANGULARITY	BALL WIDTH	WEIGHT (LBS)	ULT STATIC RADIAL LOAD
MALE											
CM3T	CML3T	1.250"	3/16"	0.750"	0.625"	10/32UNF	0.234"	20 DEG	0.312"	0.030	0,902LBS
CM4T	CML4T	1.562"	1/4"	1.000"	0.750"	1/4UNF	0.250"	27 DEG	0.375"	0.040	1,809LBS
CM5T	CML5T	1.875"	5/16"	1.250"	0.875"	5/16UNF	0.312"	22 DEG	0.437"	0.070	2,984LBS
CM6T	CML6T	1.938"	3/8"	1.250"	1.000"	3/8UNF	0.359"	22 DEG	0.500"	0.110	4,244LBS
CM7T	CML7T	2.125"	7/16"	1.375"	1.125"	7/16UNF	0.406"	21 DEG	0.562"	0.150	5,312LBS
CM8T	CML8T	2.438"	1/2"	1.500"	1.312"	1/2UNF	0.453"	20 DEG	0.625"	0.240	7,211LBS
CM10T	CML10T	2.625"	5/8"	1.625"	1.500"	5/8UNF	0.484"	26 DEG	0.750"	0.360	8,403LBS
FEMALE											
CF3T	CFL3T	1.062"	3/16"	0.500"	0.625"	10/32UNF	0.234"	20 DEG	0.312"	0.040	1,637LBS
CF4T	CFL4T	1.312"	1/4"	0.687"	0.750"	1/4UNF	0.250"	27 DEG	0.375"	0.050	2,612LBS
CF5T	CFL5T	1.375"	5/16"	0.687"	0.875"	5/16UNF	0.312"	22 DEG	0.437"	0.080	3,110LBS
CF6T	CFL6T	1.625"	3/8"	0.812"	1.000"	3/8UNF	0.359"	22 DEG	0.500"	0.130	4,206LBS
CF7T	CFL7T	1.812"	7/16"	0.937"	1.125"	7/16UNF	0.406"	21 DEG	0.562"	0.180	5,384LBS
CF8T	CFL8T	2.125"	1/2"	1.062"	1.312"	1/2UNF	0.453"	20 DEG	0.625"	0.290	7,286LBS
CF10T	CFL10T	2.500"	5/8"	1.375"	1.500"	5/8UNF	0.484"	26 DEG	0.750"	0.430	8,343LBS

COMMERCIAL CAD PLATED LOW CARBON STEEL THREE PIECE SINTERED BRONZE RACE ROD ENDS

PART NO: RIGHT HAND	PART NO: LEFT HAND	BALL CENTRE TO END OF THREAD	BORE DIA	THREAD LENGTH	HEAD DIA	THREAD SIZE	BODY WIDTH	ANGULARITY	BALL WIDTH	WEIGHT (LBS)	ULT STATIC RADIAL LOAD
MALE											
M3SB	ML3SB	1.250"	3/16"	0.750"	0.625"	10/32UNF	0.250"	13 DEG	0.312"	0.030	1,174LBS
M4SB	ML4SB	1.562"	1/4"	1.000"	0.750"	1/4UNF	0.281"	16 DEG	0.375"	0.040	2,168LBS
M5SB	ML5SB	1.875"	5/16"	1.250"	0.875"	5/16UNF	0.344"	14 DEG	0.437"	0.070	2,796LBS
M6SB	ML6SB	1.938"	3/8"	1.250"	1.000"	3/8UNF	0.406"	12 DEG	0.500"	0.110	4,012LBS
M7SB	ML7SB	2.125"	7/16"	1.375"	1.125"	7/16UNF	0.437"	14 DEG	0.562"	0.160	4,224LBS
M8SB	ML8SB	2.438"	1/2"	1.500"	1.312"	1/2UNF	0.500"	12 DEG	0.625"	0.250	6,700LBS
FEMALE											
F3SB	FL3SB	1.062"	3/16"	0.500"	0.625"	10/32UNF	0.250"	13 DEG	0.312"	0.040	1,624LBS
F4SB	FL4SB	1.312"	1/4"	0.687"	0.750"	1/4UNF	0.281"	16 DEG	0.375"	0.060	2,545LBS
F5SB	FL5SB	1.375"	5/16"	0.687"	0.875"	5/16UNF	0.344"	14 DEG	0.437"	0.090	3,200LBS
F6SB	FL6SB	1.625"	3/8"	0.812"	1.000"	3/8UNF	0.406"	12 DEG	0.500"	0.150	3,950LBS
F7SB	FL7SB	1.812"	7/16"	0.937"	1.125"	7/16UNF	0.437"	14 DEG	0.562"	0.200	4,300LBS
F8SB	FL8SB	2.125"	1/2"	1.062"	1.312"	1/2UNF	0.500"	12 DEG	0.625"	0.330	6,700LBS





METRIC ROD ENDS

PRECISION ZINC PLATED STEEL ALLOY THREE PIECE TEFLON LINER ROD ENDS

PART NO: RIGHT HAND	PART NO: LEFT HAND	BALL CENTRE TO END OF THREAD	BORE DIA	THREAD LENGTH	HEAD DIA	THREAD SIZE	BODY WIDTH	ANGULARITY	BALL WIDTH	WEIGHT (GRAMS)	ULT STATIC RADIAL LOAD
MALE											
JMX6MT	JMXL6MT	36MM	6MM	22MM	19.00MM	M6 X 1.0	7.00MM	13 DEG	9MM	18	17,725 N
JMX8MT	JMXL8MT	42MM	8MM	25MM	22.25MM	M8 X 1.25	8.75MM	18 DEG	12MM	31	33,137 N
JMX10MT	JMXL10MT	48MM	10MM	29MM	27.00MM	M10 X 1.5	10.50MM	17 DEG	14MM	68	50,225 N
JMX12MT	JMXL12MT	54MM	12MM	33MM	30.00MM	M12 X 1.75	12.00MM	17 DEG	16MM	78	44,487 N
JMX14MT	JMXL14MT	60MM	14MM	36MM	34.75MM	M14 X 2.0	13.50MM	21 DEG	19MM	118	71,745 N
JMX16MT	JMXL16MT	66MM	16MM	40MM	38.00MM	M16 X 2.0	14.25MM	23 DEG	21MM	173	76,290 N
FEMALE											
JFX6MT	JFXL6MT	30MM	6MM	14MM	19.00MM	M6 X 1.0	7.00MM	13 DEG	9MM	25	25,785 N
JFX8MT	JFXL8MT	36MM	8MM	17MM	22.25MM	M8 X 1.25	8.75MM	18 DEG	12MM	40	33,215 N
JFX10MT	JFXL10MT	43MM	10MM	21MM	27.00MM	M10 X 1.5	10.50MM	17 DEG	14MM	80	50,230 N
JFX12MT	JFXL12MT	50MM	12MM	24MM	30.00MM	M12 X 1.75	12.00MM	17 DEG	16MM	95	44,490 N
JFX14MT	JFXL14MT	57MM	14MM	27MM	34.75MM	M14 X 2.0	13.50MM	21 DEG	19MM	160	71,745 N
JFX16MT	JFXL16MT	64MM	16MM	33MM	38.00MM	M16 X 2.0	14.25MM	23 DEG	21MM	215	76,295 N

ECONOMY ZINC PLATED LOW CARBON STEEL TWO PIECE TEFLON LINER ROD ENDS

PART NO: RIGHT HAND	PART NO: LEFT HAND	BALL CENTRE TO END OF THREAD	BORE DIA	THREAD LENGTH	HEAD DIA	THREAD SIZE	BODY WIDTH	ANGULARITY	BALL WIDTH	WEIGHT (GRAMS)	ULT STATIC RADIAL LOAD
MALE											
CM5MT	CML5MT	33MM	5MM	20MM	16MM	M5 X 0.8	5.75MM	22 DEG	8MM	12	5,168 N
CM6MT	CML6MT	36MM	6MM	22MM	19MM	M6 X 1.0	6.25MM	23 DEG	9MM	18	7,296 N
CM8MT	CML8MT	42MM	8MM	25MM	22.25MM	M8 X 1.25	8.0MM	28 DEG	12MM	31	13,591 N
CM10MT	CML10MT	48MM	10MM	29MM	27MM	M10 X 1.5	9.5MM	26 DEG	14MM	68	21,024 N
CM12MT	CML12MT	54MM	12MM	33MM	30MM	M12 X 1.75	10.75MM	27 DEG	16MM	78	25,819 N
CM14MT	CML14MT	60MM	14MM	36MM	34.75MM	M14 X 2.0	12.25MM	30 DEG	19MM	118	35,214 N
CM16MT	CML16MT	66MM	16MM	40MM	38MM	M16 X 2.0	12.75MM	33 DEG	21MM	173	37,391 N
FEMALE											
CF5MT	CFL5MT	27MM	5MM	14MM	16MM	M5 X 0.8	5.75MM	22 DEG	8MM	18	8,247 N
CF6MT	CFL6MT	30MM	6MM	14MM	19MM	M6 X 1.0	6.25MM	23 DEG	9MM	25	11,895 N
CF8MT	CFL8MT	36MM	8MM	17MM	22.25MM	M8 X 1.25	8.0MM	28 DEG	12MM	40	15,190 N
CF10MT	CFL10MT	43MM	10MM	21MM	27MM	M10 X 1.5	9.5MM	26 DEG	14MM	80	22,750 N
CF12MT	CFL12MT	50MM	12MM	24MM	30MM	M12 X 1.75	10.75MM	27 DEG	16MM	95	25,819 N
CF14MT	CFL14MT	57MM	14MM	27MM	34.75MM	M14 X 2.0	12.25MM	30 DEG	19MM	160	35,214 N
CF16MT	CFL16MT	64MM	16MM	33MM	38MM	M16 X 2.0	12.75MM	33 DEG	21MM	215	37,391 N

IMPERIAL SPHERICAL BEARINGS

PRECISION STAINLESS STEEL TEFLON LINED NARROW SPHERICAL BEARINGS

PART NO:	BORE DIA	OUTSIDE DIA	RACE WIDTH	SHOULDER DIA	ANGULARITY	BALL WIDTH	WEIGHT (LBS)	ULT STATIC RADIAL LOAD	ULT STATIC AXIAL LOAD
FKSSX4T	1/4"	0.656"	0.250"	0.364"	13.5 DEG	0.343"	0.020	10,000LBS	2,000LBS
FKSSX6T	3/8"	0.812"	0.312"	0.516"	10 DEG	0.406"	0.040	18,000LBS	3,600LBS
FKSSX8T	1/2"	1.000"	0.390"	0.600"	9.5 DEG	0.500"	0.070	26,900LBS	5,380LBS
FKSSX10T	5/8"	1.187"	0.500"	0.739"	8.5 DEG	0.625"	0.120	48,000LBS	9,600LBS
FKSSX12T	3/4"	1.437"	0.593"	0.920"	9 DEG	0.750"	0.210	78,000LBS	15,500LBS
FKSSX16T	1"	1.750"	0.797"	1.118"	10 DEG	1.000"	0.390	125,000LBS	25,000LBS

COMMERCIAL ZINC PLATED LOW CARBON STEEL NARROW SPHERICAL BEARINGS

PART NO:	BORE DIA	OUTSIDE DIA	RACE WIDTH	SHOULDER DIA	ANGULARITY	BALL WIDTH	WEIGHT (LBS)	ULT STATIC RADIAL LOAD	ULT STATIC AXIAL LOAD
COM4T	1/4"	0.656"	0.250"	0.364"	13.5 DEG	0.343"	0.022	4,950LBS	990LBS
COM6T	3/8"	0.812"	0.312"	0.516"	10 DEG	0.406"	0.038	8,400LBS	1,680LBS
COM8T	1/2"	1.000"	0.390"	0.600"	9.5 DEG	0.500"	0.065	13,250LBS	2,650LBS
COM10T	5/8"	1.187"	0.500"	0.739"	8.5 DEG	0.625"	0.110	21,280LBS	4,256LBS
COM12T	3/4"	1.437"	0.593"	0.920"	9 DEG	0.750"	0.204	31,920LBS	6,384LBS
COM16T	1"	1.750"	0.797"	1.118"	10 DEG	1.000"	0.386	55,200LBS	11,040LBS

BOOTS AND SEALS

SEALS

IMPERIAL P/N	ROD END SIZE
WS2500	4 (1/4)
WS3125	5 (5/16)
WS3750	6 (3/8)
WS4375	7 (7/16)
WS5001	8 (1/2)
WS6250	10 (5/8)
WS7500	12 (3/4)



BOOTS

BOOT PART NO:	INCH SIZE ROD ENDS
RERS1	3/16", 1/4", 5/16"
RERS2	3/8", 7/16"
RERS3	1/2", 5/8", 3/4"
RERS4	7/8", 1"
BOOT PART NO:	METRIC SIZE ROD ENDS
RERS1	6MM, 8MM
RERS2	10MM, 12MM
RERS3	14MM, 16MM, 18MM
RERS4	20MM, 22MM, 25MM



Braking



OUR SUPPLIERS



BRAKING

RACETECH BRAKE PARTS	11
AP MASTER CYLINDERS & BRAKE FLUID	12
AP RESERVOIRS, BALANCE BAR CABLES & PROPORTIONING VALVES	13
AP CALIPERS	14-17
AP DISCS, MOUNTING BOLTS & BLEED VALVES	18-21
GIRLING MASTER CYLINDERS, RESERVOIRS & ACCESSORIES	22
BRAKE BLEEDER BOTTLE	22
GIRLING CALIPERS & SPARES	23
OBP PEDAL BOXES & HANDBRAKES	24
PFC DISCS & PADS	25
FERODO, MINTEX, HAWK & PAGID PADS	26

FOR BRAKE DUCTING AND COOLING SEE PAGE 29

FOR OTHER BRAKE FLUIDS SEE PAGES 59-61, 63

FOR CUSTOM BRAKE MADE BRAKE LINES SEE PAGE 82

FOR BRAKE LINES AND FITTINGS SEE PAGES 89-93

FOR BLEED NIPPLES SEE PAGE 94

FOR DRYBREAK CONNECTORS SEE PAGES 95-97

FOR BRAKE TOOLS SEE PAGE 128



BALANCE BAR ASSEMBLY

Racetech adjustable balance bar assemblies are available with alloy or steel clevis and supplied with cross tube ready to weld into the pedal to suit 3" and 2.5" master cylinder centres. High quality 55 ton steel is used for the balance bar. Many constructors have taken advantage of this package as the cost is less than manufacturing their own assembly!

PART NO:	DESCRIPTION
AA	3" CTRS / ALLOY CLEVIS / CABLE ADJUSTABLE
LS	3" CTRS / STEEL CLEVIS / CABLE ADJUSTABLE
AA2.5	2.5" CTRS / ALLOY CLEVIS / CABLE ADJUSTABLE
LS2.5	2.5" CTRS / STEEL CLEVIS / CABLE ADJUSTABLE
BB90	BALANCE BAR 90 DEGREE ADJUSTER



HI SPEC BALANCE BAR 7/16 DIA

This extremely high strength balance bar was designed by Racetech using aerospace materials to cope with the higher forces associated with IRL cars. This product has now been used as an OE product by high performance road car manufacturers and in GT, touring car racing and rallying.

PART NO:	DESCRIPTION
AA7/16	HIGH SPEC BAR / ALLOY CLEVIS / ADJUSTABLE



BALANCE BAR ADJUSTER CABLE

Absolutely the best on the market, used by most Formula One teams. A neat lightweight cockpit adjuster with a positive half turn stop. Supplied complete with fitting kit.

PART NO:	DESCRIPTION	PART NO:	DESCRIPTION
BBA20	2" CABLE	BBA39	3'9" CABLE
BBA26	2'6" CABLE	BBA40	4" CABLE
BBA28	2'8" CABLE	BBA46	4'6" CABLE
BBA30	3" CABLE	BBA50	5" CABLE
BBA33	3'3" CABLE	BBA60	6' CABLE
BBA36	3'6" CABLE	BBADT	7/16" TO 3/8" BAR ADAPTOR



THERMAL INDICATOR STRIPS & PAINT KITS

PAINT KITS

A much used product within the motorsport industry, particularly suitable for monitoring brake disc temperatures, each kit contains three colour changing paints, giving a range of 450°C to 650°C. Easily applied with brushes and cleaner supplied in each kit.




PART NO:	DESCRIPTION
RTPK	BRAKE DISC TEMPERATURE PAINT KIT



TEMPERATURE STRIPS

Racetech's range of temperature test strips will permanently record the highest bracketed temperature reached by the label. Racetech temp strips provide an easy solution to testing operating temperatures in locations that would normally be difficult or impossible to reach while in use. Extremely accurate & inexpensive to use.



PART NO:	DESCRIPTION
THE TEM A	RACETECH TEMP STRIPS PACK OF 10 37-65°C
THE TEM B	RACETECH TEMP STRIPS PACK OF 10 71-110°C
THE TEM C	RACETECH TEMP STRIPS PACK OF 10 116-154°C
THE TEM D	RACETECH TEMP STRIPS PACK OF 10 160-199°C
THE TEM E	RACETECH TEMP STRIPS PACK OF 10 204-260°C
THE TEM F	RACETECH TEMP STRIPS PACK OF 10 149-260°C
THE TEM G	RACETECH TEMP STRIPS PACK OF 10 121-280°C



MASTER CYLINDERS

AP Racing's unparalleled experience in motorsport is seen in the development of their range of products including master cylinders. Designed to respond to the severe demands of competition conditions encountered in all forms of motorsport.



CP2623 PUSH TYPE SHORT STROKE FLANGE MOUNT INLET = 7/16UNF, OUTLET = 3/8UNF * 5/16UNF PUSH ROD - 115MM(PRT115) / 160MM(PRT160) * M8X1.25 PUSH ROD - 115MM(PRM115) / 160MM(PRM160)	
PART NO:	BORE
CP2623-88*	14.0MM
CP2623-89*	15.0MM
CP2623-90*	15.9MM, 0.625"
CP2623-905*	16.8MM
CP2623-91*	17.8MM, 0.700"
CP2623-92*	19.1MM, 0.750"
CP2623-93*	20.6MM, 0.812"
CP2623-94*	22.2MM, 0.875"
CP2623-95*	23.8MM, 0.937"
CP2623-96*	25.4MM, 1.000"

CP4623 PUSH TYPE SHORT STROKE FLANGE MOUNT OFFSET INLET = 7/16UNF, OUTLET = 3/8UNF * 5/16UNF ROD - 115MM(PRT115) / 160MM(PRT160) * M8X1.25 ROD - 115MM(PRM115) / 160MM(PRM160)	
PART NO:	BORE
CP4623-88*	14.0MM
CP4623-89*	15.0MM
CP4623-90*	15.9MM, 0.625"
CP4623-905*	16.8MM
CP4623-91*	17.8MM, 0.700"
CP4623-92*	19.1MM, 0.750"
CP4623-93*	20.6MM, 0.812"
CP4623-94*	22.2MM, 0.875"
CP4623-95*	23.8MM, 0.937"
CP4623-96*	25.4MM, 1.000"

CP9093 PUSH TYPE LONG STROKE FLANGE MOUNT INLET = 7/16UNF, OUTLET = 3/8UNF * 5/16UNF ROD - 163MM(PRT163)	
PART NO:	BORE
N/A	14.0MM
N/A	15.0MM
CP9093-90*	15.9MM, 0.625"
N/A	16.8MM
CP9093-91*	17.8MM, 0.700"
CP9093-92*	19.1MM, 0.750"
CP9093-93*	20.6MM, 0.812"
C9093-94*	22.2MM, 0.875"
CP9093-95*	23.8MM, 0.937"
CP9093-96*	25.4MM, 1.000"

CP4400, PUSH TYPE, CENTRE LOCK BULKHEAD MOUNT INLET = 7/16UNF, OUTLET = 3/8UNF * 5/16UNF ROD - 180MM(PRT180)	
PART NO:	BORE
CP4400-88*	14.0MM
CP4400-89*	15.0MM
CP9093-90*	15.9MM, 0.625"
CP4400-90*	16.8MM
CP4400-91*	17.8MM, 0.700"
CP4400-92*	19.1MM, 0.750"
CP4400-93*	20.6MM, 0.812"
CP4400-94*	22.2MM, 0.875"
CP4400-95*	23.8MM, 0.937"
CP4400-96*	25.4MM, 1.000"



CP7854 PUSH TYPE TRUNNION MOUNT INLET = 7/16UNF, OUTLET = 3/8UNF 5/16UNF PUSH ROD	
PART NO:	BORE
CP7854-88PRTE	14.0MM
CP7854-89PRTE	15.0MM
CP7854-90PRTE	15.9MM, 0.625"
CP7854-905PRTE	16.8MM
CP7854-91PRTE	17.8MM, 0.700"
CP7854-92PRTE	19.1MM, 0.750"
CP7854-93PRTE	20.6MM, 0.812"
CP7854-94PRTE	22.2MM, 0.875"
CP7854-95PRTE	23.8MM, 0.937"
CP7854-96PRTE	25.4MM, 1.000"

CP7855 PUSH TYPE BEARING MOUNT INLET = 7/16UNF, OUTLET = 3/8UNF 5/16UNF PUSH ROD	
PART NO:	BORE
CP7855-88PRTE	14.0MM
CP7855-89PRTE	15.0MM
CP7855-90PRTE	15.9MM, 0.625"
CP7855-905PRTE	16.8MM
CP7855-91PRTE	17.8MM, 0.700"
CP7855-92PRTE	19.1MM, 0.750"
CP7855-93PRTE	20.6MM, 0.812"
CP7855-94PRTE	22.2MM, 0.875"
CP7855-95PRTE	23.8MM, 0.937"
CP7855-96PRTE	25.4MM, 1.000"

CP6465, PULL TYPE, TRUNNION MOUNTED, INLET = SPECIAL PLUG-IN, OUTLET = M10X1.0 M8X1.25 PUSHROD	
PART NO:	BORE
CP6465-149PRME	14.9MM, 0.587"
CP6465-162PRME	16.2MM, 0.638"
CP6465-173PRME	17.3MM, 0.681"
CP6465-188PRME	18.8MM, 0.740"
CP6465-202PRME	20.2MM, 0.795"
CP6465-212PRME	21.2MM, 0.834"
CP6465-218PRME	21.8MM, 0.858"
CP6465-224PRME	22.4MM, 0.875"
CP6465-237PRME	23.7MM, 0.933"
CP6465-254PRME	25.4MM, 1.000"

CP6467, PULL TYPE, TRUNNION MOUNTED, FOR ABS & HIGH PRESSURE INLET = SPECIAL PLUG-IN, OUTLET = M10X1.0 M8X1.25 PUSHROD	
PART NO:	BORE
CP6467-149PRME:K OR S	14.9MM, 0.587"
CP6467-162PRME:K OR S	16.2MM, 0.638"
CP6467-173PRME:K OR S	17.3MM, 0.681"
CP6467-188PRME:K OR S	18.8MM, 0.740"
CP6467-202PRME:K OR S	20.2MM, 0.795"
CP6467-212PRME:K OR S	21.2MM, 0.834"
CP6467-218PRME:K OR S	21.8MM, 0.858"
CP6467-224PRME:K OR S	22.4MM, 0.875"
CP6467-237PRME:K OR S	23.7MM, 0.933"
CP6467-254PRME:K OR S	25.4MM, 1.000"

BRAKE FLUID



RADI-CAL R4 RACING NEW - HIGHEST BOILING POINT	
PART NO:	APR4
DRY BOILING POINT	340°C
WET BOILING POINT	204°C

RADI-CAL R3 RACING FORMERLY PRF660	
PART NO:	APR3
DRY BOILING POINT	325°C
WET BOILING POINT	204°C

RADI-CAL R2 RACING FORMERLY AP600	
PART NO:	APR2
DRY BOILING POINT	312°C
WET BOILING POINT	204°C

RADI-CAL R1 RACING FORMERLY AP551	
PART NO:	APR1
DRY BOILING POINT	269°C
WET BOILING POINT	151°C


FACTORY R DOT 5.1 FAST ROAD/TRACK DAY	
PART NO:	DOTS.1
DRY BOILING POINT	269°C
WET BOILING POINT	187°C



RESERVOIRS

PART NO:	TYPE 44MM DIA	VOLUME (CM3)	DIM. 'L' (MM)	THREAD/ PUSH-FIT
CP4709-10	TALL	183	169	15/16" X 20UNS
CP4709-11	MEDIUM	123	119	15/16" X 20UNS
CP4709-12	SHORT	75	79	15/16" X 20UNS
CP4709-13	SHORT	75	96	7/16" X 20UNF
CP4709-14	MEDIUM	123	136	7/16" X 20UNF
CP4709-15	TALL	183	186	7/16" X 20UNF
CP4709-19	SHORT	75	96	PUSH-FIT
CP4709-20	MEDIUM	123	136	PUSH-FIT

PART NO:	VOLUME (CM3)	DIM. 'L' (MM)	DIA (MM)	THREAD/ PUSH-FIT
CP5709-10	185	96	66	PUSH-FIT
CP4773-1	195	100	63	7/16" X 20UNF
CP4773-3	195	100	63	PUSH-FIT
CP2293-69	280	102	73	PUSH-FIT
CP2293-85	280	102	73	TWIN PUSH-FIT
CP2293-143	275	115	66	7/16" X 20UNF
CP2293-162	340	126	73	7/16" X 20UNF
CP2293-163	340	126	73	7/16" X 20UNF



CP5709-10



CP2709-156



CP2293-174



CP2293-69



CP2293-143



CP2293-85



CP2293-163

RUBBER HOSE - CP6614

A brake fluid compatible reservoir hose to suit push-fit reservoirs.

PART NO:	LENGTH
CP6614-106	609MM (24")
CP6614-102	1828MM (72")
CP6614-103	305MM (12")



INLET FITTINGS - CP6465/CP6467

Special inlet fitting complete kits for CP6465 M/Cyls.

PART NO:	LENGTH
CP6465-10	75 DEGREE FITTING
CP6465-11	STRAIGHT FITTING
CP6465-12	90 DEGREE FITTING



BALANCE BAR CABLES



CP2905-8 CABLE TYPE	
PART NO:	CP2905-8
END CONNECTOR	INCLUDED
CABLE LENGTH	1200MM



CP2905-18 CABLE TYPE	
PART NO:	CP2905-18
END CONNECTOR	NOT INCLUDED
CABLE LENGTH	1200MM



CP2905-15 CABLE TYPE & DIGITAL DISPLAY	
PART NO:	CP2905-15
END CONNECTOR	INCLUDED
CABLE LENGTH	1200MM

PROPORTIONING VALVES



CP3550-14 SCREW TYPE SINGLE BORE, PROP VALVE	
PART NO:	CP3550-14
ADJUSTMENT	INFINITE
HYDRAULIC PORTS	M10X1.0




CP3550-13 LEVER TYPE SINGLE BORE, PROP VALVE	
PART NO:	CP3550-13
ADJUSTMENT	7 SETTINGS
HYDRAULIC PORTS	M10X1.0




CP4550-1 LEVER TYPE TWIN BORE, PROP VALVE	
PART NO:	CP4550-1
ADJUSTMENT	7 SETTINGS
HYDRAULIC PORTS	M10X1.0




RACE/RALLY CALIPERS




CP2576 - 2 PISTON LUG MOUNT	
APPLICATION	FORMULA CAR, RACE/RALLY REAR
PART # N/H	CP2576-3E0 (NON HANDED)
SEAL KIT	CP4518-K
BLEED SCREW	CP3720-182
WEIGHT	1.13KG
PAD SHAPE	CP2399D43
MOUNTING	LUG 89MM CENTRE, 24.6MM OFFSET
PISTONS	AREA 26.76CM ² 41.3MM CP2576-105 X 2
SUITS DISCS	UP TO 267.0MM X 9.7MM SOLID DISC




CP2577 - 2 PISTON LUG MOUNT	
APPLICATION	FORMULA CAR, RACE/RALLY REAR
PART # N/H	CP2577-14E0 (NON HANDED)
SEAL KIT	CP4518-L
BLEED SCREW	CP3720-182
WEIGHT	1.10KG
PAD SHAPE	CP2399D43
MOUNTING	LUG 89MM CENTRE, 20.6MM OFFSET
PISTONS	AREA 31.04CM ² 44.5MM CP2577-102 X 2
SUITS DISCS	UP TO 267.0MM X 9.7MM SOLID DISC




CP3176 - 2 PISTON LUG MOUNT	
APPLICATION	FORMULA CAR, RACE/RALLY REAR
PART # N/H	CP3176-2E0 (NON HANDED)
SEAL KIT	CP4518-J
BLEED SCREW	CP3720-182
WEIGHT	1.15KG
PAD SHAPE	CP2399D43
MOUNTING	LUG 89MM CENTRE, 24.6MM OFFSET
PISTONS	AREA 22.80CM ² 38.1MM CP3176-102 X 2
SUITS DISCS	UP TO 267.0MM X 9.7MM SOLID DISC




CP3177 - 2 PISTON LUG MOUNT	
APPLICATION	FORMULA CAR, RACE/RALLY REAR
PART # N/H	CP3177-2E0 (NON HANDED)
SEAL KIT	CP4518-H
BLEED SCREW	CP3720-182
WEIGHT	1.17KG
PAD SHAPE	CP2399D43
MOUNTING	LUG 89MM CENTRE, 24.6MM OFFSET
PISTONS	AREA 20.35CM ² 36.0MM CP3177-102 X 2
SUITS DISCS	UP TO 267.0MM X 9.7MM SOLID DISC




CP3676 - 2 PISTON RADIAL MOUNT	
APPLICATION	FORMULA CAR, RACE/RALLY REAR
PART # R/H	CP3676-4E0 (NON HANDED)
SEAL KIT	CP4518-K
BLEED SCREW	CP3720-182
WEIGHT	1.13KG
PAD SHAPE	CP2399D43
MOUNTING	RADIAL 95MM CENTRE, 30.5MM OFFSET
PISTONS	AREA 26.76CM ² 41.3MM CP2576-105 X 2
SUITS DISCS	UP TO 267.0MM X 9.7MM SOLID DISC




CP3677 - 2 PISTON RADIAL MOUNT	
APPLICATION	FORMULA CAR, RACE/RALLY REAR
PART # R/H	CP3677-4E0 (NON HANDED)
SEAL KIT	CP4518-L
BLEED SCREW	CP3720-182
WEIGHT	1.15KG
PAD SHAPE	CP2399D43
MOUNTING	RADIAL 95MM CENTRE, 30.5MM OFFSET
PISTONS	AREA 31.04CM ² 44.5MM CP2577-102 X 2
SUITS DISCS	UP TO 267.0MM X 9.7MM SOLID DISC



CP3696 - 2 PISTON LUG MOUNT	
APPLICATION	FORMULA CAR, FWD RACE/RALLY REAR
PART # R/H	CP3696-6E0 (NON HANDED)
SEAL KIT	CP4518-K
BLEED SCREW	CP3720-182
WEIGHT	0.80KG
PAD SHAPE	CP2195D38
MOUNTING	LUG 89MM CENTRE, 19.1MM OFFSET
PISTONS	AREA 26.74CM ² 41.3MM CP3696-105 X 2
SUITS DISCS	UP TO 267.0MM X 7.1MM SOLID DISC




CP4586 - 2 PISTON RADIAL MOUNT	
APPLICATION	FORMULA CAR, RACE/RALLY REAR
PART # R/H	CP4586-4E0 (NON HANDED)
SEAL KIT	CP4518-H
BLEED SCREW	CP3720-182
WEIGHT	1.17KG
PAD SHAPE	CP2399D43
MOUNTING	RADIAL 95MM CENTRE, 30.5MM OFFSET
PISTONS	AREA 20.35CM ² 36.0MM CP3177-102 X 2
SUITS DISCS	UP TO 267.0MM X 9.7MM SOLID DISC



CP5928 - 2 PISTON RADIAL MOUNT	
APPLICATION	TOURING / RALLY REAR
PART # R/H	CP5928-5E0 (NON HANDED)
SEAL KIT	CP4518-H
BLEED SCREW	CP3880-1
WEIGHT	1.10KG
PAD SHAPE	CP2399D43
MOUNTING	RADIAL 95MM CENTRE, 33.65MM OFFSET
PISTONS	AREA 20.40CM ² 36.0MM CP5569-111 X 2
SUITS DISCS	300.0MM X 16.0MM VENTILATED DISC



CP5567 - 4 PISTON FORGED RADI-CAL	
APPLICATION	13" FRONT/REAR WHEEL CALIPER
PART # R/H	CP5567-254 OR S4L
PART # L/H	CP5567-354 OR S4L
SEAL KIT	CP4518-GK
BLEED SCREW	CP3880-1
WEIGHT	1.62KG
PAD SHAPE	CP3345D44
MOUNTING	RADIAL 152MM CENTRE, 30.0MM OFFSET
PISTONS	AREA 45.90CM ² 34.9MM CP5567-106 X 2 41.3MM CP5567-107 X 2
SUITS DISCS	UP TO 280.0MM X 25.4MM VENTILATED DISC



CP7031 - 4 PISTON MONOBLOC	
APPLICATION	FORMULA 3 FRONT/REAR
PART # R/H	CP7031-4S0LP
PART # L/H	CP7031-4S0LP
SEAL KIT	CP4518-AE
BLEED SCREW	CP3880-1
WEIGHT	1.20KG
PAD SHAPE	CP7031D32
MOUNTING	RADIAL 120MM CENTRE, 40.0MM OFFSET
PISTONS	AREA 25.97CM ² 25.4MM CP7031-113 X 2 31.8MM CP7031-108 X 2
SUITS DISCS	UP TO 278.0MM X 18.0MM



CP6840 - 4 PISTON FORGED RADI-CAL	
APPLICATION	WRC, R5, S2000
PART # R/H	CP6840-4S4L, CP6840-6S4L
PART # L/H	CP6840-5S4L, CP6840-7S4L
SEAL KIT	CP8518-GK
BLEED SCREW	CP3880-1
WEIGHT	2.16KG
PAD SHAPE	CP6820D46 OR D48
MOUNTING	RADIAL 180MM CENTRE, 42.0MM OFFSET
PISTONS	AREA 45.90CM ² 34.9MM CP6820-106 X 2 41.3MM CP6820-107 X 2
SUITS DISCS	300.00-355.00MM X 32.0MM VENTILATED DISC



RACE/RALLY CALIPERS




CP5095 - 6 PISTON FORGED RADI-CAL	
APPLICATION	GT/ENDURANCE FRONT
PART # R/H	CP5095-2S7L (RHT) CP5095-4S7L (RHL)
PART # L/H	CP5095-3S7L (LHT) CP5095-5S7L (LHL)
SEAL KIT	CP4518-CEJ
BLEED SCREW	CP3880-1
WEIGHT	2.70KG
PAD SHAPE	CP3558D54
MOUNTING	RADIAL 210MM CENTRE 42.0MM OFFSET AREA 50.10CM ²
PISTONS	27.0MM CP5260-109 X 2 31.8MM CP5260-110 X 2 38.1MM CP5260-111 X 2
SUITS DISCS	378.0MM X 36.0MM VENTILATED DISC



CP6480 - 4 PISTON FORGED RADI-CAL	
APPLICATION	GT/ENDURANCE REAR
PART # R/H	CP6480-2S7L
PART # L/H	CP6480-3S7L
SEAL KIT	CP4518-DH
BLEED SCREW	CP3880-1
WEIGHT	2.25KG
PAD SHAPE	CP6070D49
MOUNTING	RADIAL 180MM CENTRE 42.0MM OFFSET AREA 33.20CM ²
PISTONS	8.6MM CP6480-104 X 2 36.0MM CP6286-134 X 2
SUITS DISCS	355.0MM X 32.0MM VENTILATED DISC



CP6665 - 6 PISTON FORGED FRONT	
APPLICATION	TOURING CAR, GT FRONT
PART # R/H	CP6665-2S4L
PART # L/H	CP6665-3S4L
SEAL KIT	CP4518-CEJ
BLEED SCREW	CP3880-1
WEIGHT	2.90KG
PAD SHAPE	CP6230D54
MOUNTING	RADIAL 210MM CENTRE 35.0MM OFFSET AREA 50.10CM ²
PISTONS	7.0MM CP6265-107 X 2 31.8MM CP6265-108 X 2 38.1MM CP6265-109 X 2
SUITS DISCS	380.0MM X 35.0MM VENTILATED DISC



CP6267 - 4 PISTON FORGED REAR	
APPLICATION	TOURING CAR, GT REAR
PART # R/H	CP6267-2S0L
PART # L/H	CP6267-3S0L
SEAL KIT	CP8518-DG
BLEED SCREW	CP3880-1
WEIGHT	2.40KG
PAD SHAPE	CP6267D50
MOUNTING	RADIAL 180MM CENTRE 35.0MM OFFSET AREA 31.90CM ²
PISTONS	8.6MM CP6266-105 X 2 34.9MM CP6266-106 X 2
SUITS DISCS	355.0MM X 32.0MM VENTILATED DISC



CP6277 - 6 PISTON BILLET FRONT RADI-CAL	
APPLICATION	ALL GT FRONT
PART # R/H	CP6277-2S7MP
PART # L/H	CP6277-3S7MP
SEAL KIT	CP4518-CEJ
BLEED SCREW	CP3880-1
WEIGHT	2.48KG
PAD SHAPE	CP6276D54 OR D62
MOUNTING	RADIAL 210MM CENTRE 42.0MM OFFSET AREA 50.10CM ²
PISTONS	27.0MM CP6277-104 X 2 31.8MM CP6277-105 X 2 38.1MM CP6277-106 X 2
SUITS DISCS	380.0MM X 35.6MM VENTILATED DISC



CP6278 - 4 PISTON BILLET REAR RADI-CAL	
APPLICATION	ALL GT REAR
PART # R/H	CP6278-2S7MP
PART # L/H	CP6278-3S7MP
SEAL KIT	CP4518-DH
BLEED SCREW	CP3880-1
WEIGHT	1.90KG
PAD SHAPE	CP6070D49
MOUNTING	RADIAL 180MM CENTRE 42.0MM OFFSET AREA 33.20CM ²
PISTONS	28.6MM CP6278-104 X 2 36.0MM CP6278-105 X 2
SUITS DISCS	355.0MM X 32.0MM VENTILATED DISC



CP7269 - 6 PISTON FORGED FRONT RADI-CAL	
APPLICATION	GT3/GT4 FRONT
PART # R/H	CP7269-2S7L
PART # L/H	CP7269-3S7L
SEAL KIT	CP8518-CEJ
BLEED SCREW	CP3880-1
WEIGHT	3.00KG
PAD SHAPE	CP6210D64
MOUNTING	RADIAL 210MM CENTRE 42.0MM OFFSET AREA 50.10CM ²
PISTONS	27.0MM CP7269-200 X 2 31.8MM CP7269-201 X 2 38.1MM CP7269-202 X 2
SUITS DISCS	390.0MM X 36.0MM VENTILATED DISC



CP7480 - 4 PISTON FORGED REAR RADI-CAL	
APPLICATION	GT3/GT4 REAR
PART # R/H	CP7480-2S7L
PART # L/H	CP7480-3S7L
SEAL KIT	CP4518-DH
BLEED SCREW	CP3880-1
WEIGHT	2.17KG
PAD SHAPE	CP6070D49
MOUNTING	RADIAL 180MM CENTRE 42.0MM OFFSET AREA 33.20CM ²
PISTONS	28.6MM CP7480-104 X 2 36.0MM CP7480-105 X 2
SUITS DISCS	370.0MM X 32.0MM VENTILATED DISC



CP6720 - 4 PISTON FRONT/REAR RALLY	
APPLICATION	FRONT/REAR RALLY
PART # R/H	CP6720-2S4 (RHT) CP6720-4S4 (RHL)
PART # L/H	CP6720-3S4 (LHT) CP6720-5S4 (LHL)
SEAL KIT	CP4518-GK
BLEED SCREW	CP3880-1
WEIGHT	2.50KG
PAD SHAPE	CP3215D46 OR D50
MOUNTING	RADIAL 180MM CENTRE 35.0MM OFFSET AREA 45.90CM ²
PISTONS	34.9MM CP3567-108 X 2 41.3MM CP3344-109 X 2
SUITS DISCS	285.00-355.00MM X 28.0MM VENTILATED DISC



CP6730 - 4 PISTON FRONT/REAR RALLY	
APPLICATION	FRONT/REAR RALLY
PART # R/H	CP6730-2S4
PART # L/H	CP6730-3S4
SEAL KIT	CP4518-EE
BLEED SCREW	CP3880-1
WEIGHT	2.60KG
PAD SHAPE	CP3215D46 OR D50
MOUNTING	RADIAL 180MM CENTRE 35.0MM OFFSET AREA 31.60CM ²
PISTONS	31.8MM CP3349-103 X 4
SUITS DISCS	285.00-355.00MM X 28.0MM VENTILATED DISC



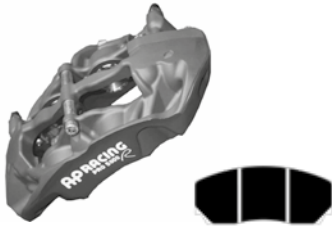
CP6740 - 4 PISTON REAR RALLY RAID	
APPLICATION	RALLY RAID REAR TARMAC RALLY
PART # R/H	CP6740-2S4L
PART # L/H	CP6740-3S4L
SEAL KIT	CP4518-EE-RALLY
BLEED SCREW	CP3880-1
WEIGHT	2.60KG
PAD SHAPE	CP3215D46 OR D50
MOUNTING	RADIAL 180MM CENTRE 35.0MM OFFSET AREA 31.60CM ²
PISTONS	31.8MM CP6740-110 X 4
SUITS DISCS	285.00-355.00MM X 28.0MM VENTILATED DISC



CP6750 - 6 PISTON FRONT RALLY RAID	
APPLICATION	RALLY RAID FRONT, TARMAC RALLY
PART # R/H	CP6750-2S4L 28MM DISC CP6750-6S4L 32MM DISC
PART # L/H	CP6750-3S4L 28MM DISC CP6750-7S4L 32MM DISC
SEAL KIT	CP4518-CEJ-RALLY
BLEED SCREW	CP3880-1
WEIGHT	3.0KG
PAD SHAPE	CP3894D51
MOUNTING	RADIAL 180MM CENTRE 35/37MM OFFSET AREA 50.10CM ²
PISTONS	27.0MM CP6750-106 X 2 31.8MM CP6750-107 X 2 38.1MM CP6750-108 X 2
SUITS DISCS	320.0MM X 38.0MM OR 32.0MM VENTILATED DISC



PRO 5000 R MOTORSPORT CALIPERS



CP9440 - 4 PISTON FRONT/REAR RADI-CAL	
APPLICATION	GENERAL MOTORSPORT
PART # R/H	CP9440-254L
PART # L/H	CP9440-354L
SEAL KIT	CP8518-HK
BLEED SCREW	CP3880-1
WEIGHT	2.16KG
PAD SHAPE	CP3215D50
MOUNTING	RADIAL 152X44MM CENTRES
PISTONS	36.0MM CP9440-107 X 2
	41.3MM CP9440-106 X 2
SUITS DISCS	CP5000-210/211CG8 330X28MM
	CP3580-2898/2899CG8 330X28MM
	CP5000-220/221CG8 315X28MM



CP9441 - 4 PISTON FRONT/REAR RADI-CAL	
APPLICATION	GENERAL MOTORSPORT
PART # R/H	CP9441-254L
PART # L/H	CP9441-354L
SEAL KIT	CP8518-EH
BLEED SCREW	CP3880-1
WEIGHT	2.10KG
PAD SHAPE	CP3215D50
MOUNTING	RADIAL 152X44MM CENTRES
PISTONS	31.8MM CP9441-101 X 2
	36.0MM CP9440-107 X 2
SUITS DISCS	CP5000-210/211CG8 330X28MM
	CP3580-2898/2899CG8 330X28MM
	CP5000-220/221CG8 315X28MM



CP9444 - 4 PISTON RADI-CAL FOR 13" WHEELS	
APPLICATION	TO SUIT 13" WHEELS GENERALLY FORMULA CARS
PART # R/H	CP9444-250L (22.0-25.4MM DISCS)
	CP9444-450L (18.0-21.0MM DISCS)
	CP9444-350L (22.0-25.4MM DISCS)
PART # L/H	CP9444-550L (18.0-21.0MM DISCS)
SEAL KIT	CP8518-GK
BLEED SCREW	CP3880-1
WEIGHT	1.86KG
PAD SHAPE	CP3215D42
MOUNTING	RADIAL 152X40MM CENTRES
PISTONS	34.9MM CP9444-110 X 2
	41.3MM CP9444-111 X 2
SUITS DISCS	CP3947-138/139CG4 280X18MM
	CP3947-140/141CG4 280X21MM
	CP4448-208/209CG4 280X22MM
	CP4448-210/211CG4 280X25.4MM



CP9445 - 4 PISTON RADI-CAL FOR 13" WHEELS	
APPLICATION	TO SUIT 13" WHEELS GENERALLY FORMULA CARS
PART # R/H	CP9445-250L (22.0-25.4MM DISCS)
	CP9444-450L (18.0-21.0MM DISCS)
	CP9445-350L (22.0-25.4MM DISCS)
PART # L/H	CP9444-550L (18.0-21.0MM DISCS)
SEAL KIT	CP8518-EJ
BLEED SCREW	CP3880-1
WEIGHT	1.85KG
PAD SHAPE	CP3215D42
MOUNTING	RADIAL 152X38MM CENTRES
PISTONS	31.8MM CP9444-108 X 2
	38.1MM CP9444-109 X 2
SUITS DISCS	CP3947-138/139CG4 280X18MM,
	CP3947-140/141CG4 280X21MM,
	CP4448-208/209CG4 280X22MM,
	CP4448-210/211CG4 280X25.4MM



CP9446 - 4 PISTON FRONT/REAR RADI-CAL	
APPLICATION	GENERAL MOTORSPORT
PART # R/H	CP9446-254L
PART # L/H	CP9446-354L
SEAL KIT	CP8518-GK
BLEED SCREW	CP3880-1
WEIGHT	2.23KG
PAD SHAPE	CP6820D48
MOUNTING	RADIAL 180X35MM CENTRES
PISTONS	34.9MM CP9440-110 X 2
	41.3MM CP9444-111 X 2
SUITS DISCS	CP5772-1128/1129CG8 356X32MM
	CP5772-1010/1011GA 378X32MM
	CP5914-110/111G8 378X28MM



CP9448 - 4 PISTON FRONT RADI-CAL	
APPLICATION	GENERAL MOTORSPORT
PART # R/H	CP9448-254L
PART # L/H	CP9448-354L
SEAL KIT	CP8518-JK
BLEED SCREW	CP3880-1
WEIGHT	2.24KG
PAD SHAPE	CP3215D46
MOUNTING	RADIAL 152X44MM CENTRES
PISTONS	38.1MM CP9445-109 X 2
	41.3MM CP9444-111 X 2
SUITS DISCS	CP5914-116/117G12 378X28MM
	CP5914-110/111G8 378X28MM,
	CP5772-1010/1011GA 378X32MM



CP9449 - 4 PISTON REAR RADI-CAL	
APPLICATION	GENERAL MOTORSPORT
PART # R/H	CP9449-254L
PART # L/H	CP9449-354L
SEAL KIT	CP8518-DF
BLEED SCREW	CP3880-1
WEIGHT	2.20KG
PAD SHAPE	CP3215D46
MOUNTING	RADIAL 152X44MM CENTRES
PISTONS	28.6MM CP9449-106 X 2
	34.0MM CP9449-107 X 2
SUITS DISCS	CP5914-116/117G12 378X28MM
	CP5914-110/111G8 378X28MM,
	CP5772-1010/1011GA 378X32MM



CP9450 - 4 PISTON REAR RADI-CAL	
APPLICATION	GENERAL MOTORSPORT
PART # R/H	CP9450-254L
PART # L/H	CP9450-354L
SEAL KIT	CP8518-CE
BLEED SCREW	CP3880-1
WEIGHT	2.21KG
PAD SHAPE	CP3215D46
MOUNTING	RADIAL 152X44MM CENTRES
PISTONS	27.0MM CP9450-106 X 2
	31.8MM CP9445-108 X 2
SUITS DISCS	CP5914-116/117G12 378X28MM
	CP5914-110/111G8 378X28MM
	CP5772-1010/1011GA 378X32MM



CP9451 - 4 PISTON REAR RADI-CAL	
APPLICATION	GENERAL MOTORSPORT
PART # R/H	CP9451-254L
PART # L/H	CP9451-354L
SEAL KIT	CP8518-AD
BLEED SCREW	CP3880-1
WEIGHT	2.22KG
PAD SHAPE	CP3215D46
MOUNTING	RADIAL 152X44MM CENTRES
PISTONS	25.4MM CP9451-106 X 2
	28.6MM CP9449-106 X 2
SUITS DISCS	CP5914-116/117G12 378X28MM
	CP5914-110/111G8 378X28MM
	CP5772-1010/1011GA 378X32MM



CP9660 - 6 PISTON FRONT RADI-CAL	
APPLICATION	GENERAL MOTORSPORT
PART # R/H	CP9660-254L
PART # L/H	CP9660-354L
SEAL KIT	CP8518-CEJ
BLEED SCREW	CP3880-1
WEIGHT	2.78KG
PAD SHAPE	CP3905D54
MOUNTING	RADIAL 180X42MM CENTRES
PISTONS	27.0MM CP9660-114 X 2
	31.8MM CP9660-115 X 2
	38.1MM CP9660-116 X 2
SUITS DISCS	CP5000-218/219CG8 356X32MM
	CP5772-1032/1033CG8 378X36MM



CP9665 - 6 PISTON FRONT RADI-CAL	
APPLICATION	GENERAL MOTORSPORT
PART # R/H	CP9665-257L
PART # L/H	CP9665-357L
SEAL KIT	CP8518-CEJ
BLEED SCREW	CP3880-1
WEIGHT	3.10KG
PAD SHAPE	CP6230D54
MOUNTING	RADIAL 210X42MM CENTRES
PISTONS	27.0MM CP9665-114 X 2
	31.8MM CP9665-115 X 2
	38.1MM CP9665-116 X 2
SUITS DISCS	CP5772-1030/1131CG8 378X32MM
	CP4284-134/135CG8 390X36MM



CP9668 - 6 PISTON FRONT RADI-CAL	
APPLICATION	GENERAL MOTORSPORT
PART # R/H	CP9668-257L
PART # L/H	CP9668-357L
SEAL KIT	CP8518-CEJ
BLEED SCREW	CP3880-1
WEIGHT	3.10KG
PAD SHAPE	CP3558D54
MOUNTING	RADIAL 180X42MM CENTRES
PISTONS	27.0MM CP9665-114 X 2
	31.8MM CP9665-115 X 2
	38.1MM CP9665-116 X 2
SUITS DISCS	CP5772-1030/1131CG8 378X32MM
	CP4284-134/135CG8 390X36MM

AP RACING


HISTORIC CALIPERS




CP2505 - 2 PISTON LUG MOUNT CAST IRON	
APPLICATION	FORMULA FORD
PART # N/H	CP2505-350L
SEAL KIT	CP4508-K
BLEED SCREW	CP3720-182
WEIGHT	2.00KG
PAD SHAPE	CP2195D38
MOUNTING	LUG 89.0MM CENTRE, 19.1MM OFFSET
PISTONS	AREA 26.76CM ² 41.30MM CP2195-14 X 2
SUITS DISCS	254.0MM X 7.1MM




CP2382 - 2 PISTON LUG MOUNT	
APPLICATION	ESCORT REAR, GRP 4 RALLY VENTED DISC
PART # R/H	CP2382-12E4
PART # L/H	CP2382-13E4
SEAL KIT	CP4518-N
BLEED SCREW	CP3720-182
WEIGHT	1.80KG
PAD SHAPE	CP2372D52
MOUNTING	LUG 88.9MM CENTRE, 29.7MM OFFSET
PISTONS	AREA 40.53CM ² 50.89MM CP2383-52 X 2
SUITS DISCS	254.0-267.0MM X 20.7MM




CP2383 - 2 PISTON LUG MOUNT	
APPLICATION	ESCORT REAR, GRP 4 RALLY SOLID DISC
PART # R/H	CP2383-12E4
PART # L/H	CP2383-13E4
SEAL KIT	CP4518-N
BLEED SCREW	CP3720-182
WEIGHT	1.80KG
PAD SHAPE	CP2372D52
MOUNTING	LUG 88.9MM CENTRE, 24.9MM OFFSET
PISTONS	AREA 50.53CM ² 50.89MM CP2383-52 X 2
SUITS DISCS	254.0-267.0MM X 9.7-11.2MM




CP2561 - 2 PISTON LUG MOUNT	
APPLICATION	F1 1977-1985 BALANCED BRAKING (2 PER DISC)
PART # N/H	CP2561-3S4
SEAL KIT	CP4518-J
BLEED SCREW	CP3720-173
WEIGHT	1.17KG
PAD SHAPE	CP2399D43
MOUNTING	LUG 88.9MM CENTRE, 50.0MM OFFSET
PISTONS	AREA 22.80CM ² 38.10MM CP2260-66 X 2
SUITS DISCS	278.0MM X 22.8-25.4MM



CP2270 - 4 PISTON LUG MOUNT	
APPLICATION	RALLY, SPORTS GT, SALOON
PART # R/H	CP2270-14454QR
PART # L/H	CP2270-14553QR
SEAL KIT	CP4518-KK
BLEED SCREW	CP3720-182
WEIGHT	2.70KG
PAD SHAPE	CP2270D46
MOUNTING	LUG BLANK 76.2-94.0MM CENTRE
PISTONS	AREA 53.80CM ² 41.30MM CP2270-92 X 4
SUITS DISCS	260.0-302.0MM X 28.0MM



CP2271 - 4 PISTON LUG MOUNT	
APPLICATION	RALLY, SPORTS GT, SALOON
PART # R/H	CP2271-18254QR
PART # L/H	CP2271-18354QR
SEAL KIT	CP4518-JJ
BLEED SCREW	CP3720-182
WEIGHT	2.70KG
PAD SHAPE	CP2270D46
MOUNTING	LUG BLANK 76.2-94.0MM CENTRE
PISTONS	AREA 45.60CM ² 38.1MM CP2260-66 X 4
SUITS DISCS	260.0-302.0MM X 28.0MM



CP2279 - 4 PISTON LUG MOUNT	
APPLICATION	SPORTS GT
PART # N/H	CP2279-40054BP
SEAL KIT	CP4518-LL
BLEED SCREW	CP3720-182
WEIGHT	3.40KG
PAD SHAPE	CP2279D50
MOUNTING	LUG BLANK 80.3-88.9MM CENTRE
PISTONS	AREA 62.10CM ² 44.5MM CP2279-6 X 4
SUITS DISCS	260.0-330.0MM X 28.0MM



CP2361 - 4 PISTON LUG MOUNT	
APPLICATION	RALLY, SPORTS GT
PART # R/H	CP2361-9654QR
PART # L/H	CP2361-9754QR
SEAL KIT	CP4518-LL
BLEED SCREW	CP3720-182
WEIGHT	2.00KG
PAD SHAPE	CP2340D43 OR D51
MOUNTING	LUG BLANK 76.2-94.0MM CENTRE
PISTONS	AREA 45.60CM ² 38.1MM CP2260-66 X 4
SUITS DISCS	248.0-267.0MM X 20.7MM

MOTORCYCLE/SIDECAR CALIPERS



CP2696 - 2 PISTON CLASSIC CALIPER	
APPLICATION	SOLO/CLASSIC MACHINES, F2 SIDECAR
PART # N/H	CP2696-38E0
SEAL KIT	CP4518-K
BLEED SCREW	CP3720-182
WEIGHT	0.90KG
PAD SHAPE	CP2195D38
MOUNTING	LUG 89MM CENTRE, 19.1MM OFFSET
PISTONS	AREA 26.80CM ² 41.3MM CP2055 X 1, CP2195-9 X 1
SUITS DISCS	304.0MM X 6.4MM SOLID DISC



CP4226 - 2 PISTON REAR CALIPER	
APPLICATION	SUPERBIKE, FORMULA STUDENT
PART # N/H	CP4226-250
SEAL KIT	CP4518-A
BLEED SCREW	CP4469-101
WEIGHT	0.24KG
PAD SHAPE	CP4226D27
MOUNTING	LUG 64MM CENTRE, 19.1MM OFFSET
PISTONS	AREA 10.10CM ² 25.4MM CP4226-103 X 2
SUITS DISCS	220.0MM X 4.0MM SOLID DISC



CP4227 - 2 X 2 REAR CALIPER	
APPLICATION	SUPERBIKE, FORMULA STUDENT
PART # N/H	CP4227-250
SEAL KIT	CP4518-AA
BLEED SCREW	CP4469-101
WEIGHT	0.50KG
PAD SHAPE	CP4226D27
MOUNTING	LUG 96MM CENTRE, 26.5MM OFFSET
PISTONS	AREA 20.20CM ² 25.4MM CP4226-103 X 2
SUITS DISCS	220.0MM X 4.0MM SOLID DISC



CP7606 - 4 PISTON RADIAL MOUNT	
APPLICATION	SIDECAR
PART # R/H	CP7606-1250 (RHT), CP7606-1450 (RHL)
PART # L/H	CP7606-1350 (LHT), CP7606-1550 (LHL)
SEAL KIT	CP4518-JJ
BLEED SCREW	CP3880-1
WEIGHT	1.70KG
PAD SHAPE	CP7600D46
MOUNTING	RADIAL 130MM CENTRE, 37.3MM OFFSET
PISTONS	AREA 45.60CM ² 38.1MM CP7605-109 X 4
SUITS DISCS	267.0-295.0MM X 18.0-20.0MM

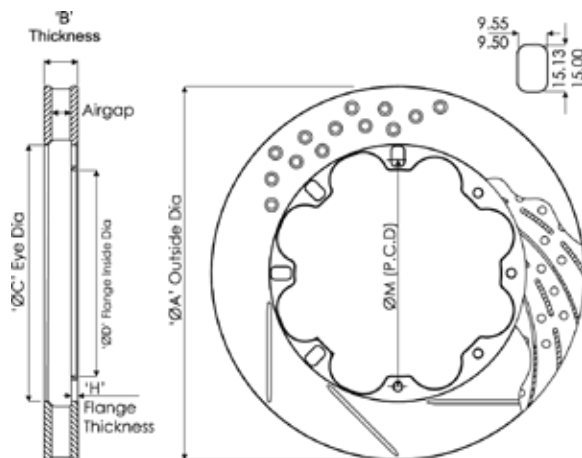


DISC LISTINGS

The variety of disc options available provide the solution for virtually every Racing and High Performance Road application. The discs illustrated in these sections are a selection of discs from the range and have been listed by diameter, thickness and mounting details for convenience. If you are unable to satisfy your requirements from the discs listed, then please contact us for guidance.

VENTILATED BRAKE DISCS

This section on ventilated brake discs provides dimensional details, as well as information on face types and the weight of the most popular discs from the AP Racing disc range. Not all discs are listed, should you require a disc with particular dimensions which is not listed please contact us for assistance.



NOMINAL DIMENSIONS IN (MM)									PAD DEPTH	NO VANES	AIR GAP	WEIGHT KG	FACE TYPE	PART NO:
A OD	B WIDTH	M P.C.D THICKNESS	NO BOLTS	FIXING TYPE	BOLT	C EYE	D FLANGE INSIDE	H FLANGE MOUNTING						
254.0	21.0	139.7	6	BOLTED	6.4	154.9	125.8	5.6	D46	36	9.3	3.2	G4	CP4136-568
257.0	21.0	139.7	6	BOLTED	6.4	154.9	125.8	5.6	D51	36	9.3	3.6	G4	CP4136-86
260.0	25.4	139.7	6	BOLTED	6.4	154.9	125.8	4.8	D51	48	10.5	3.6	G4	CP4448-226/7
262.0	20.7	145.0	8	BOLTED	6.4	158.0	130.0	5.3	D51	36	9.3	3.5	G4	CP4136-888
263.0	17.0	152.0	8	S/BOBBIN	/	174.6	128.0	4.325	D43	47	8.0	2.44	CG4	CP3947-110/1
	18.0	152.0	8	BOLTED	6.4	174.6	136.0	4.3	D43	47	8.0	2.6	CG4	CP3947-108/9
264.0	21.0	139.7	6	BOLTED	6.4	154.9	125.8	5.6	D51	36	9.3	3.7	G4	CP4136-208
265.0	17.0	139.7	8	BOLTED	6.4	162.7	123.0	4.82	D51	24	6.5	3.0	G8	CP3770-1026/7
	16.0	162.0	8	BOLTED	6.4	180.7	145.0	4.35	D43	24	6.5	3.0	CG4	CP3770-1016/7
	20.0	152.0	8	BOLTED	6.4	172.6	138.0	4.82	D46	36	9.3	3.2	G4	CP4136-924
267.0	21.0	139.7	6	BOLTED	6.4	155.0	125.8	5.6	D54	36	9.3	4.4	G4	CP4136-48
	25.4	139.7	6	BOLTED	6.4	180.2	123.0	5.02	D42	48	11.0	3.6	G8	CP4448-318/9
	28.0	139.7	6	BOLTED	6.4	156.43	123.0	5.58	D54	48	10.5	5.1	G4	CP4448-81/2
	277.0	25.4	158.8	8	BOLTED	6.4	174.1	141.0	4.82	D50	48	10.5	4.2	G4
278.0	16.0	176.1	8	BOLTED	8.45	187.4	156.0	4.5	D44	24	6.5	2.5	G4/P	CP3770-1002/3
	16.0	181.5	8	S/BOBBIN	/	194.0	158.0	4.42	D38	24	6.5	2.4	CG4	CP3770-1014/5
	16.0	193.5	8	S/BOBBIN	/	210.9	170.0	4.425	D32	47	8.0	1.86	CG4	CP3947-112/3
	18.0	193.5	8	S/BOBBIN	/	210.9	170.0	4.42	D32	47	8.0	2.2	CG4	CP3947-102/3
280.0	17.0	171.4	8	S/BOBBIN	/	191.4	146.5	4.42	D43	24	6.5	2.9	CG8	CP3770-1018/9
	17.0	176.8	8	BOLTED	6.5	193.5	159.0	4.7	D43	24	6.5	2.5	G8	CP3770-1012/3
	18.0	175.0	8	S/BOBBIN	/	193.44	151.0	4.325	D42	47	8.0	2.8	CG4	CP3947-138/9
	18.0	190.5	8	BOLTED	6.4	203.0	176.0	5.5	D38	28	8.8	2.8	G8	CP4541-102/3
	20.0	176.8	8	S/BOBBIN	/	192.0	154.0	5.0	D44	48	9.0	3.5	D/G4/G8	CP4348-862/3
	21.0	175.0	8	S/BOBBIN	/	193.44	151.0	5.625	D42	47	8.0	3.5	CG4	CP3947-140/1
	21.0	176.8	8	BOLTED	6.4	192.0	159.3	4.8	D44	48	10.5	3.3	G4	CP4448-746/7
	22.0	175.0	8	S/BOBBIN	/	193.44	191.64	5.25	D42	48	10.5	3.8	CG4	CP4448-208/9
	22.2	165.1	8	BOLTED	6.4	180.3	152.0	4.6	D51	48	10.5	4.0	G4	CP4448-752/3
	22.9	158.8	8	BOLTED	6.4	173.6	141.0	4.82	D51	48	10.5	4.1	G4	CP4448-158/9
	23.0	176.8	8	BOLTED	6.4	192.0	159.3	4.8	D44	48	10.5	4.0	G4	CP4448-744/5
	25.4	158.8	8	BOLTED	6.4	174.0	141.0	4.8	D51	48	10.5	3.5	G4	CP4448-160/1
25.4	175.0	8	S/BOBBIN	/	193.4	151.0	6.325	D42	48	10.5	4.0	CG4	CP4448-210/1	
25.4	176.8	8	BOLTED	6.4	192.0	159.3	4.9	D44	30	12.9	4.0	CG8	CP5000-312/3	
25.4	176.8	8	S/BOBBIN	/	192.0	154.0	5.0	D44	48	14.0	4.0	G4/G8	CP3580-814/5	
25.4	177.8	12	BOLTED	6.4	197.0	164.0	5.8	D41	48	10.5	2.7	G4	CP4448-856/7	
25.4	177.8	12	BOLTED	6.4	197.0	164.0	4.9	D41	24	15.5	3.1	G8	CP3047-288/9	
285.0	25.4	158.8	8	BOLTED	6.4	190.0	141.0	4.6	D51	48	10.5	2.7	G4	CP4448-506/7
	25.4	177.8	12	BOLTED	6.4	197.0	164.0	4.9	D44	24	15.5	3.1	G8	CP3047-276/7
	27.0	179.0	10	S/BOBBIN	/	194.5	154.0	5.02	D44	54	16.0	3.7	GA	CP5254-104/5
	28.0	158.8	8	BOLTED	6.4	182.5	141.0	6.3	D51	48	10.5	3.7	G8	CP4448-268/9
290.0	28.0	177.8	12	BOLTED	6.4	190.4	164.0	5.8	D46	36	15.25	4.0	CR8/G8	CP3837-1002/3
	20.7	177.8	12	BOLTED	6.4	195.4	164.3	5.47	D46	48	9.0	3.6	G4	CP4348-896/7
	25.4	165.1	8	BOLTED	6.4	180.0	152.9	5.32	D54	48	9.0	5.2	CG8	CP4348-2636/7
295.0	28.0	165.1	8	BOLTED	6.4	180.0	152.9	5.32	D54	48	14.0	4.5	G4	CP3580-2636/7
	28.0	177.8	12	BOLTED	6.4	193.0	164.0	5.8	D51	48	14.0	4.3	G4	CP4448-680/1
	25.4	177.8	12	BOLTED	6.4	193.0	164.0	5.9	D51	48	9.0	5.1	RD / G4	CP4348-894/5
	25.4	177.8	12	BOLTED	6.4	193.0	164.3	5.8	D51	48	14.0	4.3	G4/RD/P	CP3580-2894/5
	25.4	177.8	12	BOLTED	6.4	204.0	164.0	5.6	D44	48	9.3	5.4	CG8	CP5000-510/1
	28.0	177.8	12	BOLTED	6.4	193.0	164.0	5.6	D51	36	14.5	4.1	G4	CP3837-102/3
300.0	28.0	177.8	12	S/BOBBIN	/	192.4	154.0	5.6	D51	24	15.5	4.1	G8	CP3047-256/7
	32.0	177.8	12	S/BOBBIN	/	193.4	153.0	6.3	D51	48	14.0	5.0	G8/RD	CP3580-102/3
	24.0	189.0	8	BOLTED	6.4	204.4	172.0	5.02	D47	48	9.0	4.5	G4	CP3580-1134/5
	25.4	190.0	8	BOLTED	6.4	205.4	173.5	4.6	D46	24	15.5	3.3	CG8	CP3580-394/5
	25.4	196.2	12	BOLTED	6.4	213.3	181.5	6.67	D42	48	9.0	4.6	P	CP4348-106/7
	28.0	177.8	12	S/BOBBIN	/	197.2	154.0	5.62	D50	48	14.0	5.0	RA	CP3047-398/9
	28.0	177.8	12	BOLTED	6.4	203.2	164.0	5.6	D46	36	15.25	4.65	G8 / P	CP4348-910/1
	28.0	181.0	8	S/BOBBIN	/	195.0	160.0	5.42	D51	48	14.0	5.3	CG5	CP3580-1196/7
	30.0	187.0	10	S/BOBBIN	/	205.1	161.5	5.42	D46	54	20.5	3.89	CG8	CP3837-1004/5



DISC'S CONTINUED

NOMINAL DIMENSIONS IN (MM)									PAD DEPTH	NO VANES	AIR GAP	WEIGHT KG	FACE TYPE	PART NO:																		
A OD	B WIDTH	M P.C.D THICKNESS	NO BOLTS	FIXING TYPE	BOLT	C EYE	D FLANGE INSIDE	H FLANGE MOUNTING																								
304.0	20.7	177.8	12	BOLTED	6.4	195.0	164.3	5.6	D55	48	9.0	3.89	G4 / P	CP4348-626/7																		
	24.0	190.5	12	BOLTED	6.4	209.3	172.0	5.6	D46	48	9.0	4.65	CG8/CG12	CP4348-938/9																		
	25.4	177.8	12	S/BOBBIN	/	195.0	152.4	4.825	D53	24	15.5	3.65	G8	CP3047-320/1																		
	25.4	177.8	12	BOLTED	6.4	203.2	164.0	4.9	D50	48	15.5		14.5	G8	CP3047-230/1																	
							164.3	6.6				G4		CP4348-528/9																		
							164.5	4.9				G8		CP3580-230/1																		
							164.0	4.9				G8		CP3837-230/1																		
							191.0	12				BOLTED		6.4	205.8	177.6	4.92	D47	48	14.0	4.3	GA/G4	CP3580-280/1									
							177.8	12				BOLTED		6.4	201.4	161.0	6.6	D48	48	14.0	4.9	G8	CP3580-66/7									
	28.0	177.8	12	BOLTED	6.4	203.2	164.0	5.6	D48	24	15.5	4.5	G8	CP3047-66/7																		
							177.8	12	BOLTED	6.4	203.2	164.0	5.6	D48	48	14.0	5.2	G4	CP3580-2572/3													
							177.8	12	BOLTED	6.4	203.2	161.0	5.6	D50	54	16.0	4.6	GA/P	CP5254-106/7													
							177.8	12	S/BOBBIN	/	203.2	152.6	5.6	D50	24	15.5	4.6	G8	CP3047-270/1													
							188.0	12	BOLTED	6.4	203.2	170.0	6.57	D50	48	14.0	5.2	G8	CP3580-1182/3													
							190.5	12	BOLTED	6.4	210.6	174.0	5.6	D47	48	14.0		G8/RD	CP3580-1080/1													
							191.0	12	BOLTED	6.4	209.3	174.0	5.6	D47	48	14.0	4.9	G4	CP3580-1126/7													
							172.0	12	BOLTED	6.4	191.0	158.0	5.6	D54	54	16.0	5.6	G4	CP5254-126/7													
							177.8	12	BOLTED	6.4	191.0	164.3	6.6	D54	48	14.0		G4	CP3580-2604/5													
							310.0	190.5	12	BOLTED	6.4	210.0	176.0	5.6	D50	24	15.5	5.2	G8	CP3047-212/3												
	211.3	174.0	6.6	D48	48	14.0							G8	CP3580-1058/9																		
203.2	12	BOLTED	6.4	220.0	190.0	5.6							D46	48	14.0	G8	CP3580-318/9															
177.8	8	BOLTED	8.2	206.9	163.1	6.3							D51	48	16.5	4.9	G8	CP3784-6080/1														
220.0	12	BOLTED	6.4	220.22	180.0	5.6							D46	48	9.0	5.3	G4	CP4348-942/3														
177.8	12	BOLTED	6.4	195.0	164.5	5.3							D59	48	14.0		G4	CP3580-1012/3														
315.0	190.5	12	BOLTED	6.4	210.3	172.13	5.5	D51	48	14.0	4.77	G8	CP3580-1096/7																			
						203.2	12	BOLTED	6.4	220.0	190.0	5.8	D46	24	15.5	3.8	G8	CP3047-328/9														
						177.8	12	BOLTED	6.4	195.1	164.3	5.8	D60	48	14.0	5.9	D/G4	CP3580-2416/7														
						177.8	12	BOLTED	6.4	195.0	164.5	6.6	D60	48	14.0	6.2	G8	CP3580-64/5														
						177.8	12	BOLTED	6.4	210.3	164.3	5.9/6.1	D52	48	14.0	5.6	CG8	CP5000-220/1														
						190.5	12	BOLTED	6.4	210.3	174.0	6.57	D51	48	14.0	5.56	G8	CP3580-1034/5														
						28.0	203.2	12	BOLTED	6.4	220.0	190.0	5.6	D46	48	14.0	5.4	G8	CP3047-178/9													
																			48	14.0	5.4	G8	CP3580-178/9									
																			32.0	177.8	12	BOLTED	6.4	210.0	164.0	6.6	D51	24	15.5	6.0	G8	CP3047-216/7
																			210.5	12	BOLTED	6.4	225.2	193.5	4.6	D46	24	15.5	3.6	G8	CP3047-400/1	
320.0	191.0	12	BOLTED	6.4	217.3	177.6	5.92	D50	24	15.5	4.68	CG4	CP3047-406/7																			
						203.2	12	BOLTED	6.4	217.3	190.0	5.57	D51	54	16.0	4.8	G8	CP5254-110/1														
						198.0	10	S/BOBBIN	/	215.3	173.5	5.62	D51	61	20.0	5.3	CG8	CP4661-104/5														
						203.2	12	BOLTED	6.4	217.3	190.0	5.57	D51	48	16.0	6.1	G8	CP3784-146/7														
						203.2	12	BOLTED	6.4	222.0	187.0	6.6	D51	48	14.0	5.8	G4/G8/RD	CP3580-294/5														
						28.0	203.2	12	BOLTED	6.4	222.0	190.0	5.57	D52	24	15.5	5.0	G4	CP3047-144/5													
325.0	203.2	12	BOLTED	6.4	221.8	190.0	5.6	D51	24	15.5	5.2	G4	CP3047-372/3																			
													28.0	203.2	12	BOLTED	6.4	228.0	196.0	5.3	D51	48	14.0	P	CP3580-1022/3							
328.0	212.0	12	BOLTED	6.4	228.0	206.0	5.3	D45	48	14.0	5.2	G8	CP3580-1092/3																			
						200.0	12	BOLTED	6.4	227.0		183.0	5.52	D50	48	14.0	5.2	G8	CP3580-1162/3													
						203.2	12	BOLTED	6.4	225.2	184.0	5.5	D51	48	14.0	5.1	CG8/GA	CP3580-1180/1														
						196.85	12	BOLTED	6.43	217.25	215.45	7.01	D55	48	13.5	6.1	CG8	CP6565-194/5														
						203.2	12	BOLTED	6.4	220.0	190.0	5.6	D54	24	15.5	5.1	G8	CP3047-252/3														
						203.2	12	S/BOBBIN	/	227.2	178.0	6.32	D50	48	14.0	5.8	CG8	CP3580-1190/1														
						203.2	12	BOLTED	6.4	227.4	185.0	5.1	D51	36	14.5	4.94	CG8	CP5000-210/1														
						203.2	12	S/BOBBIN	/	230.0	178.0	6.3	D50	48	14.0	5.6	G8	CP3580-2900/1														
						203.2	12	BOLTED	6.4	230.0	190.0	5.6	D50	48	16.5	5.2	G8	CP3781-2002/3														
						203.2	12	BOLTED	6.4	230.0	190.0	5.6	D50	48	14.0	5.94	CG8/G8/RD	CP3580-2898/9														
						30.0	190.5	12	BOLTED	6.4	217.2	172.0	5.575	D56	48	14.0	6.8	CR8	CP3580-1130/1													
						203.2	12	BOLTED	6.4	220.0	190.0	6.6	D54	48	19.5	5.8	G8	CP3581-222/3														
						203.2	12	S/BOBBIN	/	227.0	178.0	5.6	D50	70	16.5	6.5	CG8/GA	CP3870-1130/1														
						203.2	12	BOLTED	6.4	227.4	190.0	6.6	D51	30	15.5	6.7	CG8	CP5000-206/7														
						203.2	12	S/BOBBIN	/	227.0	178.0	5.6	D51	48	19.5	5.8	CG8/GA	CP3581-1130/1														
						203.2	12	S/BOBBIN	/	226.0	179.0	5.6	D51	48	19.5	5.8	G8	CP3581-1052/3														
						36.0	203.2	12	S/BOBBIN	/	226.2	176.0	6.3	D50	48	19.5	6.9	G8	CP3581-1040/1													
						332.0	203.2	12	BOLTED	6.4	219.4	190.0	6.6	D54	48	19.5	7.2	CG8	CP5000-112/3													
																			214.0	12	BOLTED	6.4	216.8	190.0	5.6	D58	48	19.5	6.2	G8	CP3581-766/7	
																			214.0	12	S/BOBBIN	/	232.8	188.0	5.6	D47	48	19.5	D/GA	CP3581-1564/5		
214.0	12	S/BOBBIN	/	233.1	188.0														5.6	D48	70	16.5	6.3	D/RA	CP3870-1564/5							
343.0	209.55	12	BOLTED	6.43	229.5	227.7	7.01	D55	48	13.5	6.4	CG8	CP6565-192/3																			
													215.9	12	BOLTED	6.4	237.5	198.0	6.5	D51	48	13.5	CG8	CP6565-160/1								
													228.6	12	BOLTED	6.4	240.0	212.0	5.3	D50	48	16.5	5.0	G8	CP3781-2122/3							
													228.6	12	S/BOBBIN	/	246.0	208.0	5.4	D51	48	16.5	5.2	G8	CP3781-2036/7							
													215.9	12	BOLTED	6.4	230.0	201.3	5.6	D54	48	19.5	6.1	CG8/G8 CG24/P/RD	CP3581-542/3							
													215.9	12	S/BOBBIN	/	236.0	190.5	5.6	D51	48	19.5	6.0	G8/CG8	CP3581-564/5							
215.9	12	S/BOBBIN	/	236.0	190.5	5.6	D51	48	16.5	CG8	CP3781-564/5																					
215.9	12	S/BOBBIN	/	236.0	190.5	5.6	D	72	20.0	CG8	CP5772-2080/1																					
36.0	215.9	12	BOLTED	6.4	233.0	195.9	7.5	D54	48	19.5	7.7	G8	CP3581-1082/3																			
355.0	28.0	222.5	12	BOLTED	6.4	241.0	239.2	7.01	D55	48	13.5	6.7	CG8	CP6565-190/1																		
													247.6	12	BOLTED	6.4	261.6	233.0	5.3	D46	48	16.5	5.1	G8	CP3781-2006/7							
													210.0	10	S/BOBBIN	/	226.8	187.0	8.0	D62	48	16.0	8.4	CG5	CP3784-160/1							
													233.0	10	S/BOBBIN	/	248.0	217.0	8.0	D51	36	19.5	5.8	G8	CP3836-2018/9							
													215.9	12	BOLTED	6.4	244.0	195.0	6.4	D54	48	17.5	7.3	CG12	CP4542-106/7							
32.0	236.5	12	S/BOBBIN	/	252.0	211.5	5.6	D51	72	20.0	6.3	GA	CP5772-108/9																			



DISC'S CONTINUED

NOMINAL DIMENSIONS IN (MM)									PAD DEPTH	NO VANES	AIR GAP	WEIGHT KG	FACE TYPE	PART NO:	
A OD	B WIDTH	M P.C.D THICKNESS	NO BOLTS	FIXING TYPE	BOLT	C EYE	D FLANGE INSIDE	H FLANGE MOUNTING							
356.0	28.0	228.6	12	BOLTED	6.4	238.6	212.0	5.3	D54	48	16.5	5.8	CG12	CP3781-2126-7	
	28.0	228.6	12	BOLTED	6.4	261.6	241.0	5.4	D46	48	16.5	5.5	G8	CP3781-2008/9	
	28.0	228.6	12	S/BOBBIN	/	251.6	202.6	5.0	D51	48	16.5	5.4	CG8	CP3781-2024/5	
	28.0	240.0	12	BOLTED	6.4	252.6	220.0	5.0	D51	48	16.5	5.3	CG8/GA/RA	CP3781-2142/3	
	32.0	228.6	12	S/BOBBIN	/	254.5	203.0	5.6	D49	36	19.5	5.7	CG8 / RA	CP3836-2048/9	
	32.0	228.6	12	S/BOBBIN	/	244.6	202.8	5.6	D54	72	19.5	6.6	CG8/GA/G4	CP5772-1150/1	
										72'S	20.0	6.82	GA	CP6972-1150/1	
	32.0	228.6	12	BOLTED	6.4	245.0	214.0	5.6	D54	48	19.5	6.7	CG24/GA/G8/P	CP3581-536/7	
										72	17.0	7.4	G8	CP7177-110/1	
	32.0	228.6	12	BOLTED	6.4	251.0	214.0	5.3	D51	48	19.5		7.4	CG8	CP5000-218/9
	32.0	228.6	12	S/BOBBIN	/	251.6	202.6	5.6	D51	48	19.5	6.6		G8/CG8	CP3581-1080/1
	32.0	240.0	12	BOLTED	6.4	261.6	225.5	5.6	D46	48	19.5	5.7		G8 / P	CP3581-1038/9
	32.0	240.0	12	S/BOBBIN	/	258.0	215.0	5.6	D46	72	19.5	5.94		CG8 / GA	CP5772-1128/9
										48	19.5	5.8		G8	CP3581-1042/3
	32.0	240.0	12	S/BOBBIN	/	261.6	215.0	5.6	D46	36	19.5	5.3		GA/CG8/D	CP3836-2000/1
										48	19.5	7.7		CG8	CP5000-110/1
	36.0	228.6	12	BOLTED	6.4	244.6	214.0	6.6	D54	48	19.5	8.3		G8/GD/T2	CP3581-1096/7
	36.0	228.6	12	BOLTED	6.4	245.0	208.0	6.4	D54	48	19.5	8.2		G8	CP3581-516/7
	36.0	228.6	12	BOLTED	6.4	245.0	214.0	6.6	D54	48	16.5	9.4		G8	CP3781-516/7
										48	19.5	7.6		G8	CP3581-1136/7
36.0	228.6	12	S/BOBBIN	/	244.6	202.8	5.6	D54	72	19.5	7.8		RA	CP5772-1136/7	
									72'S	20.0	8.0		RA	CP6972-1136/7	
36.0	228.6	12	S/BOBBIN	/	251.6	202.6	6.3	D51	48	19.5	8.0		G8	CP3581-1078/9	
362.0	32.0	215.9	12	BOLTED	6.4	238.0	195.0	6.42	D61	48	17.5	8.4		G8/CG12	CP4542-142/3
	32.0	215.9	12	BOLTED	6.4	251.0	195.0	6.43	D54	48	17.5	7.3		CG12	CP4542-112/3
	32.0	228.6	12	BOLTED	6.4	247.2	208.0	5.95	D55	72	19.5	6.99		GA	CP5772-168/9
366.0	32.0	228.6	12	BOLTED	6.4	251.4	208.0	6.5	D54	48	17.5	7.8		G8/RD/T2	CP3718-1068/9
	32.0	240.0	12	BOLTED	6.4	268.0	224.0	6.4	D48	48	17.5	6.5		G8/GA	CP3718-1088/9
370.0	40.0	255.0	12	W BOBBIN	/	270.2	230.5	5.4/5.45	D46	72	25.5	7.25		RA	CP6072-104/5
	36.0	241.3	12	BOLTED	6.4	252.0	224.0	6.6	D54	72	19.5	8.56		P/RA	CP5772-6072/3
375.0	36.0	209.6	12	BOLTED	9.05	227.0	188.0	7.03	D70	48	16.0	11.5		GA	CP3784-488/9
	35.0	245.0	10	BREMBO MTG.	261.0	221.0	8.0	D54	72	19.5	8.52		P/RA	CP5772-104/5	
	36.0	241.3	12	BOLTED	6.4	257.0	225.0	6.6	D54	72	19.5	8.72		CG8/P/RA/RC	CP5772-6076/7
376.0	36.0	260.4	12	BOLTED	6.4	269.7	245.0	6.6	D46	72	19.5	7.92		P/RA	CP5772-2072/3
	28.0	260.0	12	S/BOBBIN	/	277.6	235.4	5.6	D47	48	17.5	5.1		G8	CP3718-1000/1
378.0	28.0	260.3	12	BOLTED	6.4	282.0	244.0	6.07	D46	48	13.5			G12	CP5914-116/7
	32.0	235.8	10	BOLTED	8.4	250.0	218.0	7.0	D64	48	16.0	6.1		CR8	CP3784-2098/9
	32.0	235.8	10	BOLTED	8.4	250.0	220.0	7.0	D64	48	17.5			G8	CP3718-2020/1
	32.0	240.0	12	S/BOBBIN	/	267.0	214.5	5.6	D54	36	19.5	6.6		CG8/GA	CP3836-1030/1
										48	17.5	7.2		CG8/G8	CP3718-1030/1
	32.0	240.0	12	S/BOBBIN	/	268.0	215.0	5.6	D54	72	19.5	7.16		CG8/GA/P	CP5772-1030/1
										72'S	20.0	7.46		CG8/GA	CP6972-1030/1
	32.0	260.4	12	BOLTED	6.4	282.6	243.8	5.8	D48	36	19.5	5.8		GA	CP3836-2002/3
	32.0	260.4	12	S/BOBBIN	/	282.7	235.0	5.625	D46	36	19.5	5.87		CG8/GA	CP3836-1010/1
	32.0	260.4	12	S/BOBBIN	/	282.0	235.35	5.6	D46	72	19.5	6.2		D/GA	CP5772-1010/1
										72'S	20.0	6.4		GA	CP6972-1010/1
	34.0	248.0	12	H/BOBBIN	/	266.85	223.0	6.32	D54	84	21.5	7.9		GA	CP4284-2098/9
34.0	247.6	12	W BOBBIN	/	266.85	221.0	6.82	D54	72	19.5	7.9		GA	CP5772-2086/7	
									72'S	20.0	8.19		CG8	CP6972-206/7	
36.0	240.0	12	S/BOBBIN	/	264.9	216.0	5.6	D54	48	17.5	8.9		CG8/GA	CP3718-2068/9	
36.0	240.0	12	S/BOBBIN	1	264.0	214.5	5.6	D54	72	19.5		8.9		CG8/CR24/RA	CP5772-2068/9
36.0	240.0	12	S/BOBBIN	/	266.0	215.0	5.6	D54	72	19.5			G8	CP5772-1032/3	
36.0	240.0	12	S/BOBBIN	/	266.8	214.5	5.6	D54	72'S	20.0	8.9		RA	CP6972-2068/9	
36.0	247.6	12	H/BOBBIN	/	266.8	221.0	7.5	D54	72	20.0	8.7		CG8/GA	CP5772-2084/5	
380.0	28.0	238.0	12	BOLTED	9.05	265.0	218.0	7.03	D55	48	13.5	7.6		CG12	CP5914-484/5
	32.0	214.2	12	FLOATING	8.1	236.5	195.0	7.03	D70	72	17.0	9.7		CG12	CP7177-132/3
	32.0	228.6	10	S/BOBBIN	/	247.0	202.2	5.6	D66	72	19.5	8.4		CG8	CP5772-118/9
	36.0	214.2	12	BOLTED	9.05	236.0	195.5	7.03	D70	72	17.0	11.6		GA	CP7177-448/9
390.0	40.0	240.0	12	S/BOBBIN	/	266.0	216.0	5.4	D54	72	25.5	8.8		CR24/RA	CP6072-102/3
	34.0	260.0	12	BOLTED	6.4	268.8	243.0	6.14	D54	84	21.0	8.4		CG24	CP4284-102/3
	34.0	260.0	12	BOLTED	6.4	278.8	243.0	6.14	D54	84	21.0	8.0		CG24	CP4284-112/3
	36.0	223.0	12	BOLTED	8.1	247.0	202.0	7.00	D70	72	17.0	11.95		CG12 / GA	CP7177-124/5
	36.0	228.6	12	BOLTED	9.05	247.0	208.0	7.03	D70	72	17.0	11.90		GA	CP7177-406/7
	36.0	240.0	12	W BOBBIN	/	258.9	215.0	6.8	D62	84	21.0	10.0		CG8	CP4284-136/7
	36.0	240.0	12	W BOBBIN	/	258.9	215.0	7.52	D62	72	17.0	10.8		GC	CP7177-166/7
	36.0	260.0	12	BOLTED	6.4	268.8	243.0	6.3	D54	54	19.0	9.3		CG24	CP4095-100/1
400.0	36.0	260.0	12	FLOATING	/	278.75	235.0	6.8	D54	84	21.0	8.7		CG8 / GA	CP4284-134/5
	36.0	270.0	12	BOLTED	6.4	288.7	253.2	7.0	D54	73	19.0			CG12	CP4095-104/5
410.0	36.0	245.5	12	BOLTED	8.25	266.0	225.5	8.10	D70	73	19.0	9.3		CG8/G8	CP4095-102/3
					9.10	265.85	223.0	7.03					12.1	CG12	CP4095-318/9



SOLID BRAKE DISCS.

This section on solid brake discs provides dimensional details, as well as information on face types and the weight of the most popular discs from within the solid disc range. Note: Not all solid discs are listed, should you require a disc with particular dimensions which is not listed please contact us.

NOMINAL DIMENSIONS IN (MM)									MAX PAD DEPTH	WEIGHT KG	FACE TYPE	PART NO:
A OD	B WIDTH	M P.C.D THICKNESS	NO BOLTS	FIXING TYPE	BOLT	C EYE	D FLANGE INSIDE	H FLANGE MOUNTING				
254.0	8.0	146.0	8	BOLTED	8.45	165.0	131.0	6.0	D44		G4	CP2866-215
	8.0	146.0	8	BOLTED	8.45	165.0	131.0	6.0	D44		G4	CP2866-218
	9.7	151.0	8	BOLTED	6.4	166.0	134.0	4.8	D44		G4	CP2866-204
260.0	9.5	139.7	6	BOLTED	7.95	172.7	123.2	5.1	D44		G4	CP2866-229
	7.1	158.8	8	BOLTED	6.4	177.0	141.0	4.8	D44		D / G4	CP2866-195
265.0	8.0	158.8	8	BOLTED	6.4	189.0	141.0	4.8	D38		G8	CP2866-214
	9.6	158.8	8	BOLTED	6.4	177.0	141.0	4.8	D44	2.0	D / G4 / G8 / P	CP2866-179
	9.6	158.8	8	FLOATING	/	177.0	135.7	4.8	D44	2.1	G4	CP2866-193
277.0	9.6	176.8	8	BOLTED	6.4	192.0	159.0	4.8	D43	2.4	G4 / G8	CP2866-178
	9.6	176.8	8	FLOATING	/	192.0	154.0	4.8	D43	2.3	G4	CP2866-192
280.0	7.0	172.5	5	FLOATING	/	192.0	154.0	4.47	D44	1.76	G4	CP2866-239
	7.0	169.3	5	FLOATING	/	192.0	149.3	4.47	D44	1.8	G4	CP2866-238
	9.6	169.8	8	FLOATING	/	192.0	149.3	4.8	D44	2.4	G4	CP2866-194
	9.6	175.0	8	BOLTED	6.4	191.5	158.0	4.8	D44		G8	CP2866-223
	9.6	176.8	8	BOLTED	6.4	192.0	159.0	4.8	D44	2.5	G4 / G8	CP2866-177
	9.6	176.8	8	BOLTED	6.4	192.0	159.0	4.8	D44	2.5	CG4	CP5000-177
290.0	10.0	180.0	8	FLOATING	/	201.7	155.0	5.8	D44		G8	CP2866-237
295.0	10.0	176.8	8	BOLTED	6.4	192.0	159.0	4.8	D48	2.6	G8	CP2866-200
300.0	9.6	189.0	8	BOLTED	6.4	206.5	171.0	4.6	D46	2.5	P	CP2866-196

SOLID BRAKE DISCS WITH INTEGRAL MOUNTING BELL

NOMINAL DIMENSIONS IN (MM)									MAX PAD DEPTH	WEIGHT KG	FACE TYPE	PART NO:
A OD	B WIDTH	M P.C.D THICKNESS	NO BOLTS	DIA.	C SPIGOT DIA.	D MTG FACE DIA.	E MOUNTING FLANGE THICKNESS	F MTG OFFSET				
248.0	7.1	95.25	4	9.5	76.2	128.0	5.1	32.5	D46	2.4	P	CP2222-9
254.0	9.7	100.0	4	12.5	72.6	127.7	5.1	31.5	D43	2.8	G4	CP2222-273
264.0	11.1	107.95	4	11.6	86.36	133.35	7.87	16.8	D52	3.8	P	CP2407-129

BOLTS & BOLT KITS

AP Racing 6 lobe 1/4"UNF bolt kits. Come as either kit of 10 bolts or kit of 12 bolts with the required number of washers and nuts.



CP3845 6 LOBE BOLT KITS	
PART NO:	DESCRIPTION
CP3845-100K10	10 BOLT KIT, 22.22MM LONG, PLAIN SECTION 9.5MM, THREAD 12.7MM
CP3845-100K12	12 BOLT KIT, 22.22MM LONG, PLAIN SECTION 9.5MM, THREAD 12.7MM
CP3845-101K10	10 BOLT KIT, 25.40MM LONG, PLAIN SECTION 12.7MM, THREAD 12.7MM
CP3845-101K12	12 BOLT KIT, 25.40MM LONG, PLAIN SECTION 12.7MM, THREAD 12.7MM
CP3845-102K10	10 BOLT KIT, 27.00MM LONG, PLAIN SECTION 12.7MM, THREAD 14.3MM
CP3845-102K12	12 BOLT KIT, 27.00MM LONG, PLAIN SECTION 12.7MM, THREAD 14.3MM

DRY BLEED SYSTEM

AP Racing dry bleed system. The male dry bleed valve is fitted in place of the bleed screw and is opened when the female bleed valve coupling is connected to it.



CP6300 DRY BLEED SYSTEM (DRY BREAKS)	
PART NO:	DESCRIPTION
CP6300-21	MALE DRY BLEED VALVE M10X1.0, O-RING VERSION, STAINLESS
CP6300-27	MALE DRY BLEED VALVE 3/8"UNF, O-RING VERSION, STAINLESS
CP6300-28	MALE DRY BLEED VALVE M10X1.0, GASKET VERSION, STAINLESS
CP6300-37	MALE DRY BLEED VALVE 3/8"UNF, GASKET VERSION, STAINLESS
CP6300-31	FEMALE BLEED COUPLING - THREADED CONNECTION
CP6300-32	FEMALE BLEED COUPLING - NON THREADED WITH NON RETURN VALVE
CP6300-36	FEMALE BLEED COUPLING 150° - NON THREADED & NON RETURN VALVE

REPLACEMENT CALIPER SEAL KITS

AP recommend that caliper seals are replaced regularly. For help selecting the correct seals please contact Raceparts. Each kit contains a caliper set of seals.

Caliper Bore identification Letters and Size Reference (mm)

A	B	C	D	E	F	G	H	J	K	L	M	M
25.4	26.0	27.0	28.6	31.8	34.0	34.9	36.0	38.1	41.3	44.5	47.6	50.8

FORMULATING A PART NO:

CP4518-J = SEAL IN BORE, 2 PISTON CALIPER WITH TWO 38.1MM SEALS
 CP4518-JJ = SEAL IN BORE, 4 PISTON CALIPER WITH 4X 38.1MM SEALS
 CP4509-EJ = SEAL ON PISTON, 4 PISTON CALIPER WITH 2 X 31.8MM AND 2 X 38.1MM SEALS.(EACH LETTER IS TWO SEALS)





MASTER CYLINDERS & REPAIR KITS

Girling master cylinders as used in race car and OE applications since the 1960's, still popular in contemporary and historic motorsport. Girling master cylinders have a full stroke of 1.375", outlet hydraulic thread of 3/8" x 24UNF and push rod thread of 5/16" UNF.



INTEGRAL M/CYL	
PART NO:	BORE
3112242	0.625"
64068376	0.700"
64068606	0.750"



LARGE-INTEGRAL M/CYL	
PART NO:	BORE
64068016	0.625"
64068325	0.700"
64067623	0.750"



NON-INTEGRAL M/CYL	
PART NO:	BORE
64067651	0.625"
64067884	0.700"
64067620	0.750"
PB000800	0.812"
PB000400	0.875"



REPAIR KITS	
PART NO:	DESCRIPTION
PB000625	0.625 M/CYL
PB000700	0.700 M/CYL
PB000750	0.750 M/CYL
PB000875	0.875 M/CYL
PB000812	0.812 M/CYL

RESERVOIRS AND ACCESSORIES

RESERVOIRS	
PART NO:	DESCRIPTION
64047341	M/CYL RESERVOIR STANDARD (OFFSET)
64046158	M/CYL RESERVOIR LARGE
64474602	REPLACEMENT PLASTIC CAP FOR ABOVE
64478356	MOISTURE BARRIER FOR ABOVE RESERVOIRS
64475476	M/CYL EXTENSIONS



64047341



64046158



64475476



64474602

MASTER CYLINDER ACCESSORIES

ACCESSORIES	
PART NO:	DESCRIPTION
74470144	PLASTIC CAP FOR INTEGRAL M/CYL
64473143	ALLOY CAP FOR INTEGRAL M/CYL
362920	SEAL FOR 64473143 CAP
64473019	ALLOY CAP FOR LARGE INTEGRAL M/CYL
378763	SEAL FOR 64473019 CAP
411X4873	MOISTURE BARRIER FOR INTEGRAL M/CYL
64478356	MOISTURE BARRIER FOR LARGE INTEGRAL M/CYL
363518	NON INTEGRAL M/CYL CONVOLUTED BOOT
64673398	INTEGRAL M/CYL SMALL BOOT
RTA800	7/16 UNF TO 5/16 (8MM) PUSH FIT ADAPTOR



PUSHRODS & CLEVIS'	
PART NO:	DESCRIPTION
64670851	P/ROD 2.68" O/ALL .875" THREAD 5/16 UNF
64670848	P/ROD 3.28" O/ALL 1.25" THREAD 5/16 UNF
64670860	P/ROD 3.69" O/ALL 1.75" THREAD 5/16 UNF
64676946	P/ROD 4.59" O/ALL 1.50" THREAD 5/16 UNF
64677154	P/ROD 4.90" O/ALL 1.75" THREAD 5/16 UNF
PB000082	P/ROD 6.00" O/ALL 4.00" THREAD 5/16 UNF
64671286	P/ROD CLEVIS MACHINED THREAD 5/16 UNF
373201	P/ROD CLEVIS PRESSED TYPE
PB000089	CLEVIS PIN 5/16 DIA X 5/8" ZINC PLATED

BRAKE BLEEDER

A one man brake bleeding system with a single hose (for calipers with one bleed nipple) or twin hose (for calipers with two bleed nipples). Featuring a rubber lip check valve which allows fluid to flow in only one direction.

PART NO:	DESCRIPTION
150-299	500ML SINGLE BLEEDER BOTTLE
150-300	1000ML SINGLE BLEEDER BOTTLE
150-302	500ML TWIN BLEEDER BOTTLE
150-303	1000ML TWIN BLEEDER BOTTLE



MISC BRAKE ANCILLARIES

Manufactured in the UK by Optimum Balance Products (OBP) these are professionally manufactured and quality ancillary products at affordable prices.

PART NO:	DESCRIPTION
OBPCB012	OBP BRAKE BIAS VALVE 3/8UNF PORTS
LINE LOCK	BRAKE LINE LOCK, 1/8BSP PORTS
OBPCB007	TWIN ALUMINIUM RESERVOIR BRACKET
OBPCB006	TRIPLE ALUMINIUM RESERVOIR BRACKET
RTTBPV	TWIN BORE PROPORTIONING VALVE 7 POSITION, M10X1 PORTS





GIRLING CALIPERS & SPARES

(DISC SIZE LISTED IS ORIGINAL DESIGN MAXIMUM)



AR2	
RH CALIPER	AR100ASMRH
LH CALIPER	AR100ASMLH
50.8MM PISTON	64321899
50.8MM SEAL	64327822
SOLID DISC	254 X 9.53MM
PAD SHAPE	MGB504



AR3	
RH CALIPER	64033781
LH CALIPER	64033780
50.8MM PISTON	64321899
50.8MM SEAL	64327822
SOLID DISC	267 X 11.11MM
PAD SHAPE	MGB504
ALSO MADE WITH 2.125" PISTON	



AR4	
RH CALIPER	64033571
LH CALIPER	64033572
50.8MM PISTON	64321899
50.8MM SEAL	64327822
VENTED DISC	267 X 21.00MM
PAD SHAPE	MGB504
ALSO MADE WITH 2.125" PISTON	



AR5 CALIPER
COMING
SOON

AR5	
NH CALIPER SD	TBC
NH CALIPER VD	TBC
38.1MM PISTON	411X3637
38.1MM SEAL	32323278
SOLID DISC	267 X 11.11MM
VENTED DISC	280X22.22MM
PAD SHAPE	MDB1541



NR	
RH CALIPER	NR100ASMRH
LH CALIPER	NR100ASMLH
38.1MM PISTON	PB000144
38.1MM SEAL	32323278
SOLID DISC	249 X 9.53MM
PAD SHAPE	MGB505



NR WITH HANDBRAKE	
RH CALIPER	NR100ASMRHB
LH CALIPER	NR100ASMLHB
38.1MM PISTON	PB000144
38.1MM SEAL	32323278
SOLID DISC	249 X 9.53MM
PAD SHAPE	MGB505



D12R	
RH CALIPER	67032007
LH CALIPER	67032006
42.8MM PISTON	PB000060
42.8MM SEAL	32323284
SOLID DISC	254 X 9.65MM
PAD SHAPE	MGB533



D14R	
RH CALIPER	67032009
LH CALIPER	67032008
48.1MM PISTON	PB000061
48.1MM SEAL	32320272
SOLID DISC	254 X 9.65MM
PAD SHAPE	MGB533



BR	
RH CALIPER	BR100ASMRH
LH CALIPER	BR100ASMLH
54.0MM PISTON	64321896
54.0MM SEAL	32327993
SOLID DISC	285 X 12.70MM
PAD SHAPE	MDB1541



CR	
RH CALIPER	CR100ASMRHB
LH CALIPER	CR100ASMLHB
60.3MM PISTON	PB000177
60.3MM SEAL	64326148
SOLID DISC	305 X 15.88MM
PAD SHAPE	MGB526



ORA	
RH CALIPER	ORA100RH
LH CALIPER	ORA100LH
44.5MM PISTON	ORA101A
44.5MM SEAL	ORA102
SOLID DISC	294 X 12.70MM
PAD SHAPE	MDB1541



14LF	
RH CALIPER	64032669
LH CALIPER	64032668
48.1MM PISTON	2264327369
48.1MM SEAL	32320272
SOLID DISC	257 X 9.65MM
PAD SHAPE	MGB533



16/4	
RH CALIPER	164RHCAL
LH CALIPER	164LHCAL
38.1MM PISTON	RPGP034
38.1MM SEAL	32323278
VENTED DISC	TBC
PAD SHAPE	MDB1456



18/4	
RH CALIPER	184RHCAL
LH CALIPER	184LHCAL
42.8MM PISTON	RPGP036
42.8MM SEAL	32323284
VENTED DISC	TBC
PAD SHAPE	MDB1456



VENTED DISCS	
PB000264L	264 X 21MM RH
PB000264R	264 X 21MM LH
PB000214L	267 X 21MM LH
PB000215R	267 X 21MM RH
OTHER SIZES AVAILABLE AND FOR SPECIFIC APPLICATIONS	



SOLID DISCS	
BD5 FORMULA FORD TOP HAT	247MM X 7MM
BD4MB1 FORMULA FORD 2 PIECE DISC	247MM X 7MM
BD1 MK9 INBOARD TOP HAT 1 PIECE	240MM X 7MM
BD9VL VAUXHALL LOTUS 2 PIECE DISC	254MM X 9MM
BD12 FORMULA BMW FLAT ROTOR	254MM X 10MM
BD9VL MYGALE FLAT ROTOR	254MM X 10MM



OBP Motorsport offer top quality products at affordable prices. All OBP branded products are manufactured in the UK.

PRO-RACE V3 PEDAL SYSTEM

The Pro-Race V3 is OBP's top end pedal system with hydraulic clutch. The V3 can be universally mounted and has an ergonomic design, manufactured from aircraft grade T6061 Aluminium and has adjustable pedal ratios and adjustable accelerator return. V3 boxes are DBW (drive-By Wire) compatible and come with an OBP bias bar.



V3 FLOOR MOUNT BULKHEAD FIT	
PART NO:	DESCRIPTION
OBPPRV302	V3 3 PEDAL BOX



V3 FLOOR MOUNT COCKPIT FIT	
PART NO:	DESCRIPTION
OBPPRCV302	V3 3 PEDAL BOX

PRO-RACE V2 PEDAL SYSTEM

The Pro-Race V2 - the original pedal system for us with a hydraulic clutch system. The V2 can be universally mounted and has an ergonomic design, is manufactured from aircraft grade T6061 Aluminium with a Mild Steel cradle and has adjustable pedal ratios, adjustable accelerator return and are DBW (Drive-By-Wire) compatible. The boxes come with a bias bar only.



V2 FLOOR MOUNT BULKHEAD FIT	
PART NO:	DESCRIPTION
OBP0002PR	V2 3 PEDAL BOX



V2 TOP MOUNT BULKHEAD FIT	
PART NO:	DESCRIPTION
OBP0002PRT	V2 3 PEDAL BOX



V2 FLOOR MOUNT COCKPIT FIT	
PART NO:	DESCRIPTION
OBP0002PRC	V2 3 PEDAL BOX



V2 TOP MOUNT COCKPIT FIT	
PART NO:	DESCRIPTION
OBP0002PRTC	V2 3 PEDAL BOX



V2 FLOOR MOUNT BULKHEAD FIT	
PART NO:	DESCRIPTION
OBP0161PR	V2 BRAKE & CLUTCH



V2 TOP MOUNT BULKHEAD FIT	
PART NO:	DESCRIPTION
OBP0161PRT	V2 BRAKE & CLUTCH



V2 FLOOR MOUNT BULKHEAD FIT	
PART NO:	DESCRIPTION
OBP0047PR	V2 ACCELERATOR



V2 TOP MOUNT BULKHEAD FIT	
PART NO:	DESCRIPTION
OBP0047PRT	V2 ACCELERATOR

HYDRAULIC HANDBRAKES

OBP Lightweight, ergonomic hydraulic handbrakes. Available with or without a locking mechanism, for use in rallying and drifting where a cable operated handbrake would not be suitable. The V2 version has a T6061 Aluminium handle and mild steel cradle, the Victory version has a Mild steel handle and cradle. Master Cylinders not included.



V2 HORIZONTAL OR VERTICAL 320-380MM	
PART NO:	DESCRIPTION
OBPHBV20A1	NON LOCKING
OBPHBV20A1L	LOCKING



V2 HORIZONTAL OR VERTICAL 540-600MM	
PART NO:	DESCRIPTION
OBPHBV2L0A1	NON LOCKING
OBPHBV2L0A1L	LOCKING



VICTORY VERTICAL 280MM	
PART NO:	DESCRIPTION
OBPHB0A3	NON LOCKING
OBPHB0A3L	LOCKING



VICTORY HORIZONTAL 280MM	
PART NO:	DESCRIPTION
OBPHB0A1L	LOCKING

PEDAL BOX & HANDBRAKE ANCILLARIES

A selected range of high quality ancillary products to accompany the OBP pedal boxes and handbrakes.



INTEGRAL MASTER CYLINDERS	
PART NO:	DESCRIPTION
OBPMC01	0.625" BORE
OBPMC02	0.700" BORE
OBPMC03	0.750" BORE
OBPMC05	0.875" BORE
OBPMC07	1.000" BORE



NON-INTEGRAL MASTER CYLINDERS	
PART NO:	DESCRIPTION
OBPCB002	0.625" BORE
OBPCB001	0.700" BORE
OBPCB003	0.750" BORE
OBPMC15	0.875" BORE
OBPMC17	1.000" BORE



RESERVOIRS & BRACKETS	
PART NO:	DESCRIPTION
OBPCB004	OFFSET RESERVOIR 80MM
OBPCB004B	TALL RESERVOIR 115MM
OBPCB008	BRACKET SINGLE
OBPCB007	BRACKET DOUBLE
OBPCB006	BRACKET TRIPLE

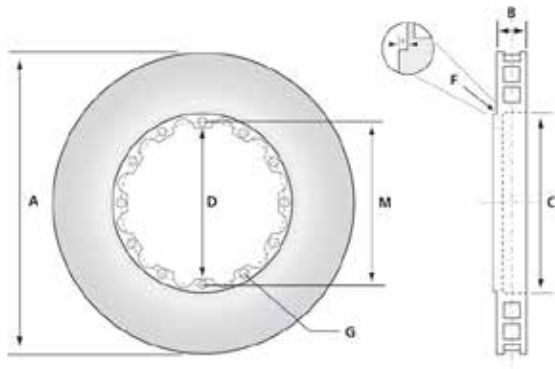


OTHER ANCILLARIES	
PART NO:	DESCRIPTION
OBPCB016	PEDAL BOX FIXING KIT
OBPCB009	700MM BIAS CABLE ADJUSTER
OBPCB009L	1700MM BIAS CABLE ADJUSTER
OBPP0T2	DUAL SIGNAL POTENTIOMETER
OBPCCA	HYDRAULIC-CABLE CONVERTER



PFC DISCS

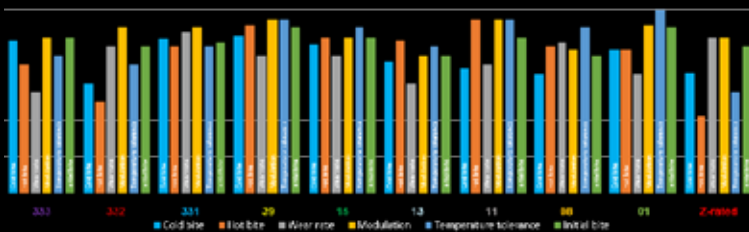
Raceparts (UK) Ltd is an official distributor of PFC Brakes. PFC discs and pads are 100% American manufactured in a state-of-the-art facility. PFC have won hundreds of championships around the world. PFC delivers quality and consistency you can bet your race on.



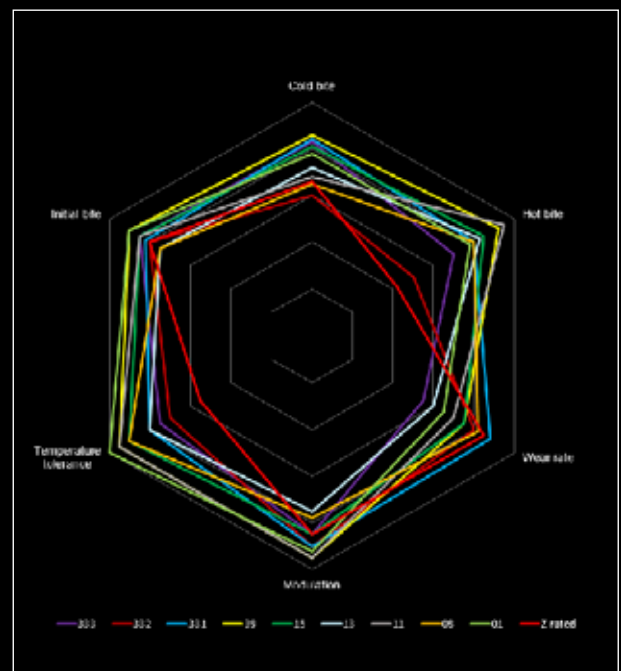
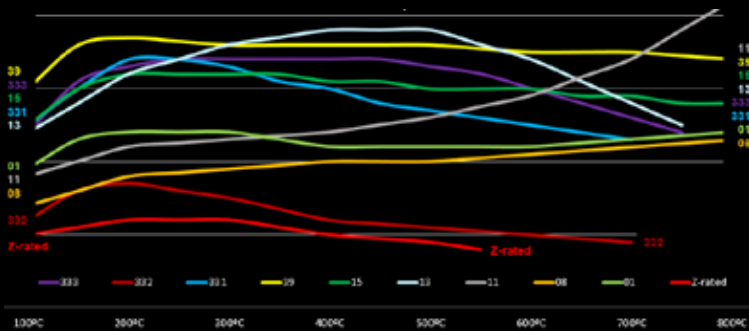
- A- OUTER DIAMETER
- B- OVERALL WIDTH
- C- EYE DIAMETER
- D- INSIDE FLANGE
- M- PCD DIAMETER
- G- HOLE TYPE/DIM

PFC PAD COMPOUNDS

PFC Pad Compound Comparison



Friction vs Temperature



333 sprint for circuit & rally applications. High bite, good torque & release.

331 degressive pad for front applications, with good initial bite & low wear. ABS-friendly.

15 semi-endurance designed for ABS systems & high temp applications. Low wear rate

11 for sprint / medium distance with smooth bite & rising friction over temperature.

01 for sprint & medium distance. Good bite, little torque rise & least hot fade on the market.

332 degressive pad for rear axle, to support ABS. Low wear rate & gentle on discs.

39 sprint / semi-endurance race compound for circuit racing & tarmac rallying.

13 high bite, high friction for sprint & rally applications.

08 endurance with rising friction over temperature & less wear at high temperatures.

Z-rated fast road / trackday with excellent noise reduction & low dust.

FERODO, MINTEX, HAWK & PAGID COMPOUNDS



COMPOUND	DESCRIPTION
DS2500 (H)	DS2500 is amongst the foremost high performance track day pads. It is also suitable for some light duty front and many rear pure race applications. It offers excellent refinement for such a high performance pad. Average friction coefficient of 0.42 over working temperature range of 20°-500°C.
4003 (C)	Specifically designed for light inertia formula cars and occasionally rally use in rear axle of front traction cars. With a short bedding in time, excellent bite, low drag and good release. Average friction coefficient of 0.46 over working temperature range of 200°-450°C.
DS3000 (R)	DS3000 has set the braking standard as a heavy duty all round material choice. Approximately 50% quicker bedding-in time than other materials. Predictable in all conditions due to flat friction curve. Average friction coefficient 0.48 over working temperature range of 200°-650°C.
DS1.11 (W)	Top of the range, based upon a chemical family known as Siloxanes. Unlike carbon based materials, siloxane chains do not decompose at high temperatures and so DS1.11 keeps on working up to the highest temperatures and that means it won't fade and has excellent life. Performance remains the same throughout the pad's long life. Pad compression is very low so pedal travel is short and consistent. Heavy duty endurance material. Average friction coefficient 0.46 over working temperature range of 200°-700°C.
DSUNO (Z)	The sister compound to DS1.11, shares many of its characteristics. DSUNO pad life is slightly shorter than DS1.11 but has an extremely high bite and friction coefficient. Excellent disc life and condition, no fade and strong torque profile, good pad life, low off-brake/excellent release, unvarying performance throughout the pad life. Heavy duty semi endurance material, average friction coefficient 0.48 over working temperature range of 200°-700°C.



COMPOUND	DESCRIPTION
DTC70 (U)	Extremely high torque with aggressive controllable initial bite. Superior release and torque control characteristics. Brake pads designed for cars with high deceleration rates with or without down force. Optimal temperature range, 204-871°C.
DTC60 (G)	High torque with less initial bite than DTC 70. Superior release and torque control characteristics. Brake pads designed for cars with high deceleration rates with or without down force. Recommended for use with DTC-70 when split friction between front and rear axle is desired. Optimal temperature range, 204-871°C.
BLUE 9012 (E)	Medium torque and temperature compound with excellent brake modulation Road racing and Rally applications where low to mid temperature effectiveness is critical. Most popular club racing pad in the USA. Optimal temperature range, 121-538°C.
HT10 (S)	Intermediate to high torque with a smooth initial bite. Very consistent pedal feel. Excellent modulation and release characteristics. Intermediate torque, optimal temperature range, 149-871°C.
BLACK (M)	Medium torque and temperature compound designed to be a good, all-purpose low-cost racing brake pad. Good for rear brakes in front drive race applications. Low to intermediate torque for light duty racing. Optimal temperature range, 38-482°C.



COMPOUND	DESCRIPTION
M1144	A fast road car and light circuit use material of medium torque and positive pressure modulation with medium fade resistance. M1144 needs no more bedding than a standard road pad.
M1155	A Race-only material of medium torque, positive pressure modulation and high fade resistance. Suitable for Group A and Group N rally, dirt track and circuit use.
M1166	A medium torque racing only material with positive pressure modulation and high fade resistance. Suitable for Group A and Group N rally, dirt track and endurance circuit use.
F4R	Ultra high friction compound with very high initial torque. Designed specifically for applications with high down force or high grip. Designed to bed in more easily than other pads on the market for these applications. It has excellent modulation and is engineering for use in Group A and N rallying, GT and sports car racing, and club racing where weights are relatively high but discs and calipers are small.
F6R	F6R was formulated to address specific applications needing medium to low torque with a high temperature threshold. These applications are almost all rear axle applications for front wheel drive and live axle rear wheel drive applications. High heat tolerance with consistent repeatability were the two requirements for this formulation. Used in Nascar, Endurance racing, Group N, and touring car.



COMPOUND	DESCRIPTION
RSL1	New long-distance/endurance compound with very good pad and disc wear, as well as friction stability vs. temperature. Low pedal effort, slightly progressive in-stop behaviour but still good modulation.
RSL2	Based on RSL1. The friction level bridges the gap between RSL1 and RS29 but with improved pad and disc wear, as well as excellent friction stability vs. temperature. The base characteristics of low pedal effort, slightly progressive in-stop behaviour with good modulation have been retained.
RST1	High friction compound with very good initial bite and a progressive torque curve. Very fade resistant. Suitable for applications with high down-force and / or very high grip.
RST2	Medium to high friction and fade resistant compound with a mild progressive torque curve and good pedal feel. Recommended for GT and Touring Car racing on tracks where higher temperatures are an issue.
RST3	Medium to high friction metal-ceramic type compound with good initial bite and excellent modulation and release characteristics. Medium torque, fade resistant up to 800°C. Lowest thermal conductivity in the RST range.
RST4	Medium friction, high heat tolerance with consistent repeatability. Also used for rear axle applications FWD cars and on long oval racing where more aggressive materials would disturb the vehicle set up. Recommended for formula and open wheel racing.
RS14	Medium to high friction ceramic type compound with good initial bite, excellent release characteristic, very good modulation and controllability. Low wear rate and fade resistant up to 650°C. Newer compounds have replaced RS14 in some applications.
RS19	Low pad wear, very disc friendly, wide temperature range, yet most used pad in endurance racing. Due to excellent release characteristics and controllability also often used in shorter sprint races.
RS29	Low pad wear, very disc friendly, wide temperature range. Combines the outstanding wear rate of the RS19 with a slightly higher initial bite and torque.
RS42	Medium friction compound with immediate low temperature response. Very easy bedding process. Classic Rally pad and also very popular in small formula cars. Newer compounds have replaced RS42 in some applications.
RSH3 - HISTORIC	High friction metal-ceramic type compound, high initial bite and still excellent modulation and release characteristics. Consistently firm pedal at all temperatures, fade resistant up to 800°C, low thermal conductivity.
RSH42 - HISTORIC	Low to medium friction compound with immediate low temperature response. Very easy bedding process. Classic Rally pad and also very popular in small formula cars.
RSH29 - HISTORIC	Medium to high friction long distance compound with very good thermal stability in respect to friction, pad wear and disc wear. Low pedal effort, slightly progressive in-stop behaviour and good modulation. Excellent pad wear rate under endurance conditions, excellent disc life. Less aggressive than RSH 3 giving best possible brake balance, modulation and consistency of friction.

Cooling System



OUR SUPPLIERS



COOLING SYSTEM

REVOTEC FANS & ACCESSORIES	28
REVOTEC DUCTING & ACCESSORIES	29
HOSE JOINERS, INTERCOOLER PIPING, HOSE ADAPTORS & TAKE OFFS, HEADER TANKS.	30
STANT RADIATOR CAPS, DAVIES CRAIG WATER PUMPS, RACEPARTS ENGINE PREHEATER	31
RACETECH BLUE & BLACK WRAP SILICON HOSES	32

COOLANTS & ENHANCERS SEE PAGE 59, 62
FOR HOSE CLIPS SEE PAGE 98
FOR OIL COOLERS SEE PAGE 111



COOLING FANS

Revotec Comex fans have been designed and produced as a premium product at a sensible price. The new Revotec Comex fans are available in puller/sucker or pusher/blower options. The fans combine quality, durability, performance and price to offer unbeatable value. The fans are lightweight, high output with each motor having sealed bearings and balanced blades. Waterproof to IP66/IP68 and rated for continuous use with lifetimes of 5,000 to 30,000hrs.



SLIMLINE FANS						
PART NO:	FAN TYPE	FAN DIAMETER	FAN DEPTH	FLOW M3/H	CURRENT DRAW	WEIGHT (GMS)
REV0329	PULLER	167MM (6.6")	59MM	560	7.8 AMPS	1052
REV0326	PUSHER	167MM (6.6")	59MM	450	6.9 AMPS	1052
REV0091	PULLER	190MM (7.5")	53MM	700	5.9 AMPS	1198
REV0092	PUSHER	190MM (7.5")	53MM	600	5.8 AMPS	1198
REV0608	PULLER	225MM (9.0")	53MM	1180	7.6 AMPS	1132
REV0127	PUSHER	225MM (9.0")	53MM	1130	7.0 AMPS	1132
REV0220	PULLER	255MM (10")	55MM	1580	7.3 AMPS	1220
REV0221	PUSHER	255MM (10")	55MM	1520	7.1 AMPS	1220
REV0089	PULLER	280MM (11")	53MM	1620	7.9 AMPS	1254
REV0110	PUSHER	280MM (11")	53MM	1650	7.7 AMPS	1254
REV0606	PULLER	305MM (12")	53MM	1890	7.1 AMPS	1294
REV0056	PUSHER	305MM (12")	53MM	1860	7.2 AMPS	1294

HIGH POWER FANS						
PART NO:	FAN TYPE	FAN DIAMETER	FAN DEPTH	FLOW M3/H	CURRENT DRAW	WEIGHT (GMS)
REV0193	PULLER	255MM (10")	66MM	1960	12.2 AMPS	1960
REV0212	PUSHER	255MM (10")	66MM	1830	10.9 AMPS	1960
REV0153	PULLER	280MM (11")	64MM	1790	9.2 AMPS	1650
REV0336	PUSHER	280MM (11")	64MM	1730	8.9 AMPS	1650
REV0607	PULLER	305MM (12")	64MM	2280	10.9 AMPS	1790
REV0166	PUSHER	305MM (12")	64MM	2130	10.2 AMPS	1790
REV0429	PULLER	330MM (13")	67MM	2390	9.2 AMPS	1850
REV0430	PUSHER	330MM (13")	67MM	2300	8.7 AMPS	1850
REV0423	PULLER	350MM (14")	67MM	2540	9.6 AMPS	1900
REV0433	PUSHER	350MM (14")	67MM	2300	9.1 AMPS	1900
REV0349	PULLER	385MM (15.2")	80MM	3030	9.9 AMPS	2160
REV0445	PUSHER	385MM (15.2")	80MM	3130	9.5 AMPS	2160

FAN MOUNTING KITS

Flush type: Designed to mount the fan as close as possible to the radiator without damaging the core. Supplied in pairs with nuts and washers.
 Universal type: Laser cut alloy fan mounting brackets for simple and easy installation. 200mm leg. Supplied in pairs with bolts, nuts and washers.

PART NO:	DESCRIPTION
FM225	9" FLUSH MOUNT
FM255	10" FLUSH MOUNT
FM280	11" FLUSH MOUNT
FM305	12" FLUSH MOUNT
FM330	13" FLUSH MOUNT
FM350	14" FLUSH MOUNT
FM385	15.2" FLUSH MOUNT



PART NO:	DESCRIPTION
FB225	9" UNIVERSAL KIT
FB255	10" UNIVERSAL KIT
FB280	11" UNIVERSAL KIT
FB305	12" UNIVERSAL KIT
FB330	13" UNIVERSAL KIT
FB350	14" UNIVERSAL KIT
FB385	15.2" UNIVERSAL KIT



ELECTRONIC FAN CONTROLLERS

Revotec have developed this simple unit using the latest technology, components & assembly methods. The controller switches on at an adjustable temperature setting and off when the temperature has dropped by 3°C. It gives a direct & rapid response to water temperature and has a variable control range from 70° to 120°. The unit is simple to install in the coolant hose and is adjusted by a dial on the unit. Supplied with relay and loom. Override switch must be used with Revotec fan controller.

PART NO:	DESCRIPTION
EFC25	TO FIT 25MM HOSE
EFC28	TO FIT 28MM HOSE
EFC32	TO FIT 32MM HOSE
EFC35	TO FIT 35MM HOSE
EFC38	TO FIT 38MM HOSE
EFC45	TO FIT 45MM HOSE
EFCM22	M22 EXTERNAL THREAD
EFCM14	M14 EXTERNAL THREAD
EFC3/8BSP-EXT	3/8BSP EXTERNAL THREAD
EFC1/8NPT-EXT	1/8NPT EXTERNAL THREAD
SW-BLK	FAN OVERRIDE SWITCH



FAN ACCESSORIES


Fan feet (supplied as singles) designed for fan mounting.

Pull Through Kits perfect for Motorsport applications or for fans under 12".

Installation kits for when installing without a Revotec Electronic Fan Controller, each kit comes complete with relay and loom, Fan Pull Through Kit and Tie Wraps.

Earth Kit, the simple solution for earthing a Comex fan.

PART NO:	DESCRIPTION
FF0001	L 22X3.6MM NOT FOR 13"&14"
FF0004	L 5.5X10.8MM NOT FOR 13"&14"
FF0005	L 22X9.0MM NOT FOR 13"&14"
FF0018	H WITH FITTINGS NOT FOR 13"&14"
FF0013	L 22X8.4MM FOR 13"&14" FANS
FF0014	L 22X8.7MM FOR 13"&14" FANS
FF0015	L 27X12.6MM FOR 13"&14" FANS
FPK01	FAN PULL THROUGH KIT
FIK01	INSTALLATION KIT
FKEARTH	EARTH KIT



FIK01

INLINE BLOWER FAN

Highly efficient light weight and robust inline ducting fans for connection directly to 3"/76mm and 4"/102mm ducting. Fan bodies are anodised aluminium, fan blades are laser cut in aluminium pressed and balanced. The motors are fitted with electrical suppression and voltage stabilised to ensure perfect operation and longevity.

PART NO:	DESCRIPTION
DF03	INLINE BLOWER FAN 76MM
DF04	INLINE BLOWER FAN 102MM





DUCTING HOSE

Available in 2m or 4m lengths each length of ducting features an external locking cord and internal bronze coated spiral spring to maintain its form. For Black single ply Neoprene ducting -50 to 150C add B to part number or for Orange single ply Silicone ducting -80 to 310C add R to part number. Some sizes are also available in twin ply.

PART NO:	SIZE	PART NO:	SIZE	PART NO:	SIZE
685-25	25MM I.D	685-63	63MM I.D	685-102	102MM I.D
685-32	32MM I.D	685-65	65MM I.D	685-114	114MM I.D
685-38	38MM I.D	685-69	69MM I.D	685-127	127MM I.D
685-44	44MM I.D	685-76	76MM I.D	685-140	140MM I.D
685-51	51MM I.D	685-80	80MM I.D	685-152	152MM I.D
685-57	57MM I.D	685-83	83MM I.D	685-178	178MM I.D
685-60	60MM I.D	685-89	89MM I.D	685-203	203MM I.D

AIR INTAKE DUCTS

High density ducts designed for maximum air flow.

PART NO:	ROUND/RECTANGULAR SIZE
ID145	145MM OD ROUND INLET, 63MM OUTLET
ID150-75	150MM X 75MM RECTANGULAR INLET, 63/76MM OUTLET
ID150-75OS	SAME AS ABOVE WITH OFFSET OUTLET
ID152-51	152MM X 51MM RECTANGULAR INLET, 51MM OUTLET
ID152-51OS	AS ABOVE, WITH OFFSET OUTLET
ID255-80	255MM X 80MM RECTANGULAR INLET, 63/76MM OUTLET
ID190-45	190MM X 45MM RECTANGULAR INLET, 51MM OUTLET
ID225-25	225MM X 25MM RECTANGULAR INLET, 63MM OUTLET

PART NO:	SIDE AIR SCOOP
IDS1B	BLACK DUCT 100X200MM INLET, 63/51MM OUTLET
IDS1C	CLEAR DUCT 100X200MM INLET, 63/51MM OUTLET
IDS2B	BLACK DUCT 120X240MM INLET, 76/63MM OUTLET
IDS2C	CLEAR DUCT 120X240MM INLET, 76/63MM OUTLET

PART NO:	NACA DUCT
IN1BLK	BLACK 2 PIECE NACA DUCT 63MM OUTLET
IN1C	CLEAR 2 PIECE NACA DUCT 63MM OUTLET
IN2BLK	BLACK 2 PIECE NACA DUCT 76MM OUTLET
IN2C	CLEAR 2 PIECE NACA DUCT 76MM OUTLET

PART NO:	GT SCOOPS
GTS-1BLK	BLACK 2 PIECE SCOOP 63/51MM OUTLET
GTS-1C	CLEAR 2 PIECE SCOOP 63/51MM OUTLET
GTS-2BLK	BLACK 2 PIECE SCOOP 76/63MM OUTLET
GTS-2C	CLEAR 2 PIECE SCOOP 76/63MM OUTLET



OIL COOLER DUCTS

High quality oil cooler air ducts for 13, 16 & 19 row oil coolers.

PART NO:	DESCRIPTION
OCD13	13 ROW COOLER DUCT - BRACKET KIT 76/63MM STEP INLET
OCD16	16 ROW COOLER DUCT - BRACKET KIT - 89/76MM STEP INLET
OCD19	19 ROW COOLER DUCT - BRACKET KIT 63MM X 2 INLETS
OCD13-PK	13 ROW COOLER DUCT - PULL THROUGH 70MM INLET
OCD16-PK	16 ROW COOLER DUCT - PULL THROUGH 70MM INLET
OCD19-PK	19 ROW COOLER DUCT - PULL THROUGH 70MM INLET



DUCTING HOSE REDUCERS

Engineered in aluminium, these lightweight reducers are designed for simple matching of air intake systems and ducting diameters. Two step reducers have an overall length of 80mm and Three step overall length is 145mm.

PART NO:	SIZE REDUCTION (TWO STAGE)
AR 60-50	ALUMINIUM REDUCER 60>50MM
AR 63-50	ALUMINIUM REDUCER 63>50MM
AR 63-60	ALUMINIUM REDUCER 63>60MM
AR 70-50	ALUMINIUM REDUCER 70>50MM
AR 70-60	ALUMINIUM REDUCER 70>60MM
AR 70-63	ALUMINIUM REDUCER 70>63MM
AR 76-50	ALUMINIUM REDUCER 76>50MM
AR 76-60	ALUMINIUM REDUCER 76>60MM
AR 76-63	ALUMINIUM REDUCER 76>63MM
AR 76-70	ALUMINIUM REDUCER 76>70MM
AR 80-70	ALUMINIUM REDUCER 80>70MM
AR 89-70	ALUMINIUM REDUCER 89>70MM
AR 89-76	ALUMINIUM REDUCER 89>76MM
AR 89-80	ALUMINIUM REDUCER 89>80MM
AR102-76	ALUMINIUM REDUCER 102>76MM
AR 102-89	ALUMINIUM REDUCER 102 > 89MM
AR 114-89	ALUMINIUM REDUCER 114 > 89MM



PART NO:	SIZE REDUCTION (THREE STAGE)
AHR76/51	ALUMINIUM REDUCER 76>63>51MM
AHR89/63	ALUMINIUM REDUCER 89>76>63MM
AHR102/79	ALUMINIUM REDUCER 102>89>76MM

ALUMINIUM AIR OUTLETS

Spun aluminium outlet for maximum air flow. Designed for easy fitting to back plate. Approximately 15mm wide flange.

PART NO:	HOSE	PART NO:	HOSE
AO51	51MM	AO76	76MM
AO63	63MM	AO89	89MM
AO70	70MM	AO102	102MM



ALUMINIUM AIR INLETS

Plain aluminium air inlet for maximum air flow. Designed for easy fitting to back plate. Approximately 15mm wide flange. Die cut aluminium inlet gauzes available separately.

PART NO:	HOSE	PART NO:	HOSE
AI51	51MM	AI76	76MM
AI63	63MM	AI89	89MM
AI70	70MM	AI102	102MM



JOINING SLEEVES

Used to join ducting to ducts. Supplied in pairs. Adhesive lined to give a strong, light, neat, waterproof and vibration proof join.

PART NO:	SIZE	Ratio
JS70	70MM	3:1
JS90	90MM	3:1
JS115	115MM	3:1



DUCTING CLAMPS

Ducting clamps, steps over duct to give perfect clamping.

PART NO:	SIZE MM	PART NO:	SIZE MM
DC51	47-55	DC76	74-82
DC63	60-68	DC89	84-92
DC70	68-76	DC102	98-105



DUCTING MOUNTS

Pressed and shaped anodised black aluminium mounts for securely mounting ducting. Supplied with tie wrap.

PART NO:	HOSE	PART NO:	HOSE
DM51	51MM	DM89	89MM
DM63	63MM	DM102	102MM
DM76	76MM		





HOSE JOINERS

Aluminium hose joiners are ideal where two silicone or rubber hoses need joining. All joiners from 13 to 38mm O.D are 50mm in length, joiners from 40 to 75mm O.D are 70mm.

PART NO:	SIZE O.D	PART NO:	SIZE O.D
JOI 13	13MM	JOI 45	40MM
JOI 16	16MM	JOI 48	48MM
JOI 19	19MM	JOI 50	50MM
JOI 22	22MM	JOI 54	54MM
JOI 25	25MM	JOI 57	57MM
JOI 28	28MM	JOI 63	63MM
JOI 30	30MM	JOI 68	68MM
JOI 32	32MM	JOI 70	70MM
JOI 35	35MM	JOI 75	75MM
JOI 38	38MM	JOI 80	80MM
JOI 40	45MM	JOI 89	89MM



HOSE ADAPTORS & TEMP TAKE-OFFS

Aluminium hose adaptors with temperature gauge take-off. Available with 5/8UNF, 3/8BSP, 1/8NPT, M10 x 1.0 M12x1.5 & M14x1.5 threads. Please note: for different threads change suffix on part number. For male take-off's to suit the hose adaptors please see table with part numbers starting HAT.



PART NO:	HOSE ADAPTOR DESCRIPTION
HA25 3/8	25MM JOINER 3/8 BSP FEMALE
HA28 3/8	28MM JOINER 3/8 BSP FEMALE
HA30 3/8	30MM JOINER 3/8 BSP FEMALE
HA32 3/8	32MM JOINER 3/8 BSP FEMALE
HA35 3/8	35MM JOINER 3/8 BSP FEMALE
HA38 3/8	38MM JOINER 3/8 BSP FEMALE
HA45 3/8	45MM JOINER 3/8 BSP FEMALE

PART NO:	TAKE OFF DESCRIPTION
HAT 8	3/8 BSP TO 8MM TAKE OFF
HAT 10	3/8 BSP TO 10MM TAKE OFF
HAT 13	3/8 BSP TO 13MM TAKE OFF
HAT 16	3/8 BSP TO 16MM TAKE OFF
HAT 19	3/8 BSP TO 19MM TAKE OFF
HAT 25	3/8 BSP TO 25MM TAKE OFF

SELF-SEALING FITTINGS

Engineered to solve the problem of teeing into water & air hoses. This unique design forms a perfect seal. Each kit is supplied with a hole punch, a self sealing insert, a self sealing washer, a threaded hose tail or nut and an o-ring.

PART NO:	DESCRIPTION
SST01	PUSH ON TAKE OFF KIT FOR 5MM I.D HOSE S/S
SST8K	PUSH ON TAKE OFF KIT FOR 8MM I.D HOSE ALLY
SST10K	PUSH ON TAKE OFF KIT FOR 10MM I.D HOSE ALLY
SST13K	PUSH ON TAKE OFF KIT FOR 13MM I.D HOSE ALLY
SST16K	PUSH ON TAKE OFF KIT FOR 16MM I.D HOSE ALLY
SST25K	PUSH ON TAKE OFF KIT FOR 25MM I.D HOSE ALLY
SST M5	M5 INTERNAL THREAD S/S
SST M10	M10 X 1 INTERNAL THREAD ALLY
SST 1/8	1/8 NPT INTERNAL THREAD
SST 3/8	3/8 BSP INTERNAL THREAD
SST1/4	1/4NPT INTERNAL
SSTM12	M12 X 1.5 INTERNAL
SSTM14	M14 X 1.5



ALUMINIUM INTERCOOLER/WATER PIPES

Aluminium Intercooler/Water pipes, constructed from T6063 aluminium each mirror polished unit is 1.5mm thick. Available in straight, 45, 90 degree bends. Straight lengths are 300mm in length. 180 degree bends are special



EXTERNAL DIAMETER	300MM STRAIGHT	(45°) ELBOW	(90°) ELBOW
32	IAP32S	IAP32-45	IAP32-90
38	IAP38S	IAP38-45	IAP38-90
45	IAP45S	IAP45-45	IAP45-90
51	IAP51S	IAP51-45	IAP51-90
57	IAP57S	IAP57-45	IAP57-90
63	IAP63S	IAP63-45	IAP63-90
70	IAP70S	IAP70-45	IAP70-90
76	IAP76S	IAP76-45	IAP76-90
89	IAP89S	IAP89-45	IAP-89-90
102	IAP102S	IAP102-45	IAP102-90

ALLOY HEADER TANKS



Professionally made alloy header tanks, all made in the UK from 2mm alloy and are very lightweight.

PART NO:	CAPACITY	SIZE MM	DESCRIPTION
OBPHE001	1.5 LITRE	200(H)X100(DIA)	HORIZONTAL ROUND, STANDARD RAD NECK, 10MM INLET 18MM OUTLET
OBPHE002	1.5 LITRE	200(H)X100(DIA)	VERTICAL ROUND, STANDARD RAD NECK 10MM INLET 18MM OUTLET
OBPHE003	4 LITRE	150(H)X150(W)X150(D)	SQUARE, 36MM FILLER WITH SCREW CAP, 10MM INLET 10MM OUTLET
OBPHE004	4 LITRE	150(H)X150(W)X150(D)	SQUARE, STANDARD RAD NECK, 10MM INLET 10MM OUTLET
OBPHE005	1.5 LITRE	200(H)X100(DIA)	VERTICAL ROUND, STANDARD RAD NECK 18MM INLET 10MM OUTLET



OBPHE001



OBPHE004

ALLOY WATER SWIRL POTS

Professionally made alloy water swirl pots, all made in the UK. Reduces air pockets and temperature in the cooling system.

PART NO:	CAPACITY	SIZE MM	DESCRIPTION
OBPWSP001	1 LITRE	195(H)X65(DIA)	ROUND, 32MM INLET 32MM OUTLET, 8MM BLEED PIPE
OBPWSP002	1 LITRE	195(H)X65(DIA)	ROUND, 32MM INLET 32MM OUTLET, 8MM BLEED PIPE
OBPWSP003	1 LITRE	195(H)X65(DIA)	ROUND, 32MM INLET 32MM OUTLET, RADIATOR NECK



OBPWSP001



OBPWSP002



RADIATOR CAPS & NECKS

Raceparts are the UK distributor for stant racing radiator caps.



PART NO:	DESCRIPTION	PART NO:	DESCRIPTION	PART NO:	DESCRIPTION	PART NO:	DESCRIPTION	PART NO:	DESCRIPTION
10361	19-21LBS MOTORCYCLE	10371	18-22LBS RACING CAP	10329	13LBS LEV-R VENT CAP	10391	18-22LBS RACING CAP	RADCAP13	13LBS STD AUTO CAP
10362	22-24LBS MOTORCYCLE	10372	21-25LBS RACING CAP	10330	16LBS LEV-R VENT CAP	10392	21-25LBS RACING CAP	RADCAP16	16LBS STD AUTO CAP
10363	28-32LBS MOTORCYCLE	10373	28-32LBS RACING CAP	10381	18-22LBS RACING CAP	10393	28-32LBS RACING CAP	FN-001	RAD NECK AUTO SIZE
				10382	21-25LBS RACING CAP	10394	38-42LBS RACING CAP	FN-002	RAD NECK MOTO SIZE



ELECTRIC WATER PUMPS

The revolutionary range of Davies, Craig's patented Electric Water Pumps are performance accessories suitable for most makes of engines. Designed to replace a vehicle's existing mechanical belt-driven water pump.

FOR MORE INFORMATION ON ANY OF THESE PRODUCTS PLEASE ASK



PART NO:	DESCRIPTION									
EWPC	ELECTRIC CONTROLLER FOR EWP PUMPS - TURN PUMPS ON AND OFF AT REQUIRED TEMPERATURES									
PART NO:	OPERATING VOLTAGE	MAX CURRENT	FLOW RATE (MAX)	OPERATING TEMP	PUMP DESIGN	MOTOR LIFE	WEIGHT	PUMP MATERIAL	BURST PRESSURE	FITS HOSE SIZES
EWP80	3V DC TO 15V DC	7.5A	80L/MIN @ 13.5V DC	-20° TO 130 °C	CLOCKWISE CENTRIFUGAL	3000HR @ 80 °C & 12V DC 6000HR WITH EWPC2	900G	NYLON	50 PSI	32MM TO 51MM
EWP115 EWP115ALLOY	3V DC TO 15V DC	10A	115L/MIN @ 13V DC	-40° TO 130 °C	CLOCKWISE CENTRIFUGAL	3000HR @ 80 °C & 12V DC 7000HR WITH EWPC2	980G 1151G	NYLON OR ALUMINIUM	72.5 PSI	38MM TO 51MM
EWP150ALLOY	3V DC TO 15V DC	10A	150L/MIN @ 13V DC	-40° TO 130 °C	CLOCKWISE CENTRIFUGAL	3000HR @ 80 °C & 12V DC 7000HR WITH EWPC2	1170G	ALUMINIUM	72.5 PSI	38MM TO 51MM
PART NO:	OPERATING VOLTAGE	MAX CURRENT	FLOW RATE (MAX)	OPERATING TEMP	PUMP DESIGN	MOTOR LIFE	WEIGHT	PUMP MATERIAL	BURST PRESSURE	FITS HOSE SIZES
EBP	9V DC TO 15V DC	1.3A	15L/MIN @ 10KPA	-40° TO 120 °C	RE-CIRCULATING CENTRIFUGAL	15,000HR @ 80 °C CONTINUOUS	245G	NYLON	36 PSI	12.5MM TO 19MM



RACEPARTS COMPETITION ENGINE PREHEATER

A complete engine water preheater system to bring a competition engine up to optimum temperature before starting the engine. This increases engine life and stops unnecessary wear and tear on engine components.

The Raceparts preheater kit is packaged in a waterproof high strength polymer carry case and comes complete with a 240v 3kw pre-primed heater/pump unit, integral 3 pin RCD (residual current device) plug with socket holder, Aeroquip dry break fittings*, 2.5m long feed/return hoses, a sight gauge and an adjustable 0-90°C thermostat restricted to 55°C.

Custom options for the Raceparts Preheater are available including adaptors for European/US/ROW electrical plugs. Please let us know your requirements.

* The male 1/2NPT weld on fittings must be fitted in the vehicles cooling system either side of the engine, one at the lowest point in the hose between the water pump and radiator and the other fitted between the swirl pot and radiator.

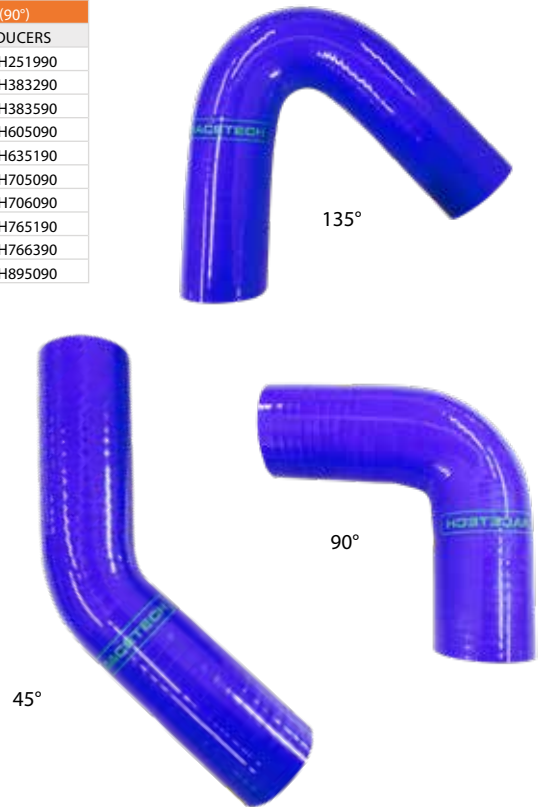
PART NO:	DESCRIPTION
HEATBOX-3AQP	COMPLETE ENGINE PREHEATER KIT AS DESCRIBED ABOVE
FBM1153	ADDITIONAL DRY BREAK (RED) ALUMINIUM WITH 1/2NPT FEMALE THREAD
RTWO1/2	ADDITIONAL ALUMINIUM WELD-ON 1/2NPT MALE THREAD



RACETECH BLUE SILICONE HOSE

Racetech hose is made from polyester reinforced 3 ply 0.5MM thick Silicone. It can be used for coolant, heating and low temperature turbo charger systems. It's working temperature range is -50°C to + 170°C and it's bursting pressure range is 120-500 PSI for standard 3 ply, although more plies can be used in construction for thicker, stronger walls.

INTERNAL DIAMETER	(1M) STRAIGHT	(45°) ELBOW	(90°) ELBOW	(135°) ELBOW	STRAIGHT REDUCERS	(90°) REDUCERS
6.5	RTSH6.5S	RTSH6.54S	RTSH6.590	RTSH6.513S	RTSH1916S	RTSH251990
8	RTSH8S	RTSH84S	RTSH890	RTSH813S	RTSH2216S	RTSH383290
9.5	RTSH9.5S	RTSH9.54S	RTSH9.590	RTSH9.513S	RTSH2219S	RTSH383590
11	RTSH11S	RTSH114S	RTSH1190	RTSH1113S	RTSH2519S	RTSH605090
13	RTSH13S	RTSH134S	RTSH1390	RTSH1313S	RTSH3219S	RTSH635190
16	RTSH16S	RTSH164S	RTSH1690	RTSH1613S	RTSH3225S	RTSH705090
19	RTSH19S	RTSH194S	RTSH1990	RTSH1913S	RTSH3525S	RTSH706090
22	RTSH22S	RTSH224S	RTSH2290	RTSH2213S	RTSH3532S	RTSH765190
25	RTSH25S	RTSH254S	RTSH2590	RTSH2513S	RTSH3828S	RTSH766390
28	RTSH28S	RTSH284S	RTSH2890	RTSH2813S	RTSH3832S	RTSH895090
32	RTSH32S	RTSH324S	RTSH3290	RTSH3213S	RTSH3835S	
35	RTSH35S	RTSH354S	RTSH3590	RTSH3513S	RTSH4538S	
38	RTSH38S	RTSH384S	RTSH3890	RTSH3813S	RTSH5138S	
41	RTSH41S	RTSH414S	RTSH4190	RTSH4113S	RTSH5145S	
45	RTSH45S	RTSH454S	RTSH4590	RTSH4513S	RTSH5751S	
48	RTSH48S	RTSH484S	RTSH4890	RTSH4813S	RTSH6351S	
51	RTSH51S	RTSH514S	RTSH5190	RTSH5113S	RTSH6357S	
54	RTSH54S	RTSH544S	RTSH5490	RTSH5413S	RTSH7050S	
57	RTSH57S	RTSH574S	RTSH5790	RTSH5713S	RTSH7060S	
60	RTSH60S	RTSH604S	RTSH6090	RTSH6013S	RTSH7063S	
63	RTSH63S	RTSH634S	RTSH6390	RTSH6313S	RTSH7651S	
70	RTSH70S	RTSH704S	RTSH7090	RTSH7013S	RTSH8070S	
76	RTSH76S	RTSH764S	RTSH7690	RTSH7613S	RTSH8369S	
80	RTSH80S	RTSH804S	RTSH8090	—	RTSH8879S	
83	RTSH83S	RTSH834S	RTSH8390	—	RTSH8970S	
89	RTSH89S	RTSH894S	RTSH8990	—	RTSH8980S	
102	RTSH102S	RTSH1024S	RTSH10290	—	RTSH10276S	



Racetech silicone hoses are also available with a fluoro lining for oil & fuel applications or in nomex for high temperature applications. Wire reinforced hoses are also available in straight lengths for increased flexibility & they will not collapse under vacuum. Please call for more details.

RACETECH BLACK WRAP HOSES

Racetech black wrap silicone hose was developed for applications where blue is unsuitable. This hose is made from the same modern silicon construction and has the same properties as the blue hose but with the appearance of old rubber hose. Available in the same range of sizes and bends as the blue hose and is ideal for historic and vintage cars. To order black wrap hose use RTBH rather than RTSH for the part number.

EXAMPLE PART NUMBERS BELOW.

INTERNAL DIAMETER	(1M) STRAIGHT	(45°) ELBOW	(90°) ELBOW	(135°) ELBOW
13	RTBH13S	RTBH134S	RTBH1390	RTBH1313S
16	RTBH16S	RTBH164S	RTBH1690	RTBH1613S
19	RTBH19S	RTBH194S	RTBH1990	RTBH1913S
22	RTBH22S	RTBH224S	RTBH2290	RTBH2213S
25	RTBH25S	RTBH254S	RTBH2590	RTBH2513S
28	RTBH28S	RTBH284S	RTBH2890	RTBH2813S
32	RTBH32S	RTBH324S	RTBH3290	RTBH3213S
35	RTBH35S	RTBH354S	RTBH3590	RTBH3513S
38	RTBH38S	RTBH384S	RTBH3890	RTBH3813S
41	RTBH41S	RTBH414S	RTBH4190	RTBH4113S
45	RTBH45S	RTBH454S	RTBH4590	RTBH4513S
48	RTBH48S	RTBH484S	RTBH4890	RTBH4813S
51	RTBH51S	RTBH514S	RTBH5190	RTBH5113S
54	RTBH54S	RTBH544S	RTBH5490	RTBH5413S
57	RTBH57S	RTBH574S	RTBH5790	RTBH5713S
60	RTBH60S	RTBH604S	RTBH6090	RTBH6013S
63	RTBH63S	RTBH634S	RTBH6390	RTBH6313S
70	RTBH70S	RTBH704S	RTBH7090	RTBH7013S
76	RTBH76S	RTBH764S	RTBH7690	RTBH7613S



Drivetrain



OUR SUPPLIERS



DRIVETRAIN

AP RACING CLUTCH COVERS	34
AP RACING DRIVE PLATES, SLAVE CYLINDERS, RELEASE BEARINGS, STUD KITS	35
GIRLING SLAVE CYLINDERS & REPAIR KITS	36
RACETECH UNIVERSAL JOINTS	36
GKN DRIVELINE CV JOINTS, TRIPODE JOINTS & HOUSINGS, BOOTS & GREASES	37
HEWLAND GEARBOXES AND SPARES	38
METALASTIK DRIVE COUPLINGS	38

FOR OTHER CV GREASES SEE PAGES 59-60
FOR TRANSMISSION FLUID SEE PAGES 59-60, 63
FOR TRANSMISSION OIL TREATMENTS SEE PAGE 62
FOR CUSTOM MADE HOSES SEE PAGE 82
FOR HOSES & FITTINGS SEE PAGES 83-93
FOR DRYBREAK CONNECTORS SEE PAGES 95-97
FOR NUTS & BOLTS SEE PAGE 108-109



CLUTCHES



CP6001 - 140MM, SINGLE PLATE, SINTERED, LUG DRIVE, 8 BOLT, STEEL COVER		
CLUTCH PART NO:	COLOUR	MAX TORQUE
CP6001-OH90-SF	ORANGE	157NM (116LB/FT)
CP6001-CH90-SF	GREY	210NM (155LB/FT)
DRIVE PLATES	TYPE	QUANTITY
CP3407-***FM3	BACK/BACK EXT	1



CP6002 - 140MM, TWIN PLATE, SINTERED, LUG DRIVE, 8 BOLT, STEEL COVER		
CLUTCH PART NO:	COLOUR	MAX TORQUE
CP6002-OH90-SF	ORANGE	314NM (232LB/FT)
CP6002-CH90-SF	GREY	420NM (310LB/FT)
DRIVE PLATES	TYPE	QUANTITY
CP3414-***FM3	BACK/BACK	2



CP6003 - 140MM, TRIPLE PLATE, SINTERED, LUG DRIVE, 8 BOLT, STEEL COVER		
CLUTCH PART NO:	COLOUR	MAX TORQUE
CP6003-OH90-SF	ORANGE	471NM (348LB/FT)
CP6003-CH90-SF	GREY	630NM (465LB/FT)
DRIVE PLATES	TYPE	QUANTITY
CP3414-***FM3	BACK/BACK	3



CP7371 - 184MM, SINGLE PLATE, SINTERED, LUG DRIVE, 6 BOLT, STEEL COVER		
CLUTCH PART NO:	COLOUR	MAX TORQUE
CP7371-NE90-SF	GREEN	164NM (121LB/FT)
CP7371-OE90-SF	ORANGE	266NM (196LB/FT)
CP7371-CE90-SF	GREY	424NM (313LB/FT)
DRIVE PLATES	TYPE	QUANTITY
CP2012-***FM3	BACK/BACK	1
CP4429-***FM3	4 PADDLE	1



CP7372 - 184MM, TWIN PLATE, SINTERED, LUG DRIVE, 6 BOLT, STEEL COVER		
CLUTCH PART NO:	COLOUR	MAX TORQUE
CP7372-NE90-SF	GREEN	327NM (241LB/FT)
CP7372-OE90-SF	ORANGE	532NM (392LB/FT)
CP7372-CE90-SF	GREY	848NM (625LB/FT)
DRIVE PLATES	TYPE	QUANTITY
CP2012-***FM3	BACK/BACK	2
CP2567-***FM3	NESTED	2



CP7373 - 184MM, TRIPLE PLATE, SINTERED, LUG DRIVE, 6 BOLT, STEEL COVER		
CLUTCH PART NO:	COLOUR	MAX TORQUE
CP7373-NE90-SF	GREEN	491NM (362LB/FT)
CP7373-OE90-SF	ORANGE	798NM (588LB/FT)
CP7373-CE90-SF	GREY	1272NM(938LB/FT)
DRIVE PLATES	TYPE	QUANTITY
CP2012-***FM3	BACK/BACK	3
CP2822-***FM3	GEAR DRIVEN	3



CP2116 - 184MM, SINGLE PLATE, SINTERED, A-RING DRIVE, 6 BOLT, STEEL COVER		
CLUTCH PART NO:	COLOUR	MAX TORQUE
CP2116GRN	GREEN	164NM (121LB/FT)
CP2116ORA	ORANGE	266NM (196LB/FT)
CP2116CRV	GREY	424NM (313LB/FT)
DRIVE PLATES	TYPE	QUANTITY
CP2012-***FM3	BACK/BACK	1
CP4429-***FM3	4 PADDLE	1



CP2125 - 184MM, TWIN PLATE, SINTERED, A-RING DRIVE, 6 BOLT, STEEL COVER		
CLUTCH PART NO:	COLOUR	MAX TORQUE
CP2125GRN	GREEN	327NM (341LB/FT)
CP2125ORA	ORANGE	532NM (392LB/FT)
CP2125CRV	GREY	848NM (625LB/FT)
DRIVE PLATES	TYPE	QUANTITY
CP2012-***FM3	BACK/BACK	2
CP2567-***FM3	NESTED	2



CP2817 - 184MM, TRIPLE PLATE, SINTERED, A-RING DRIVE, 12 BOLT, ALUMINIUM COVER		
CLUTCH PART NO:	COLOUR	MAX TORQUE
CP2817AGRN	GREEN	394NM (291LB/FT)
CP2817AORA	ORANGE	631NM (465LB/FT)
CP2817ACRV	GREY	978NM (721LB/FT)
DRIVE PLATES	TYPE	QUANTITY
CP2012-***FM3	BACK/BACK	3
CP2822-***FM3	GEAR DRIVEN	3



CP7381 - 184MM, SINGLE PLATE, CERAMETALLIC, LUG DRIVE, 6 BOLT, STEEL COVER		
CLUTCH PART NO:	COLOUR	MAX TORQUE
CP7381-NE80-SF	GREEN	160NM (118LB/FT)
CP7381-OE80-SF	ORANGE	259NM (191LB/FT)
CP7381-CE80-SF	GREY	413NM (305LB/FT)
DRIVE PLATES	TYPE	QUANTITY
CP8300-A0**H	3 PADDLE	1
CP8400-A0**H	4 PADDLE	1



CP7382 - 184MM, TWIN PLATE, CERAMETALLIC, LUG DRIVE, 6 BOLT, STEEL COVER		
CLUTCH PART NO:	COLOUR	MAX TORQUE
CP7382-NH80-SF	GREEN	263NM (194LB/FT)
CP7382-OH80-SF	ORANGE	421NM (310LB/FT)
CP7382-CH80-SF	GREY	636NM (469LB/FT)
DRIVE PLATES	TYPE	QUANTITY
CP8300-A0**H	3 PADDLE	2
CP8400-A0**H	4 PADDLE	2



CARBON CLUTCHES SMALL EXAMPLE OF OPTIONS			
PART NO:	CLUTCH	PLATES	TYPE
CP7142-*	140MM	2	S/SEATER
CP7143-*	140MM	3	TOURING CAR
CP7543-*	140MM	3	GT
CP7223-*	140MM	3	ENDURANCE
CP8792-*	184MM	2	WTTT
CP8039-*	184MM	2	WRC



DRIVE PLATES



CP2012-OUTER



CP2567-P/PLATE



CP2567-F/WHEEL



CP8300-3 PADDLE



CP8400-4 PADDLE

NO. OF TEETH		10	10	10	10	10	17	20	21	21	22	23	24	24	26	26	GEAR DRIVE SLIDERS
SPLINE SHAFT OD		0.875"	1"	1.125"	1.25"	29MM	20MM	0.875"	24MM	29MM	1"	1"	0.8"	1"	22	1.16"	
140 MM	CP3407 (EXT HUB)	-37	-57	-4	-	-8	-	-26	-63	-61	-	-36	-51	-	-	-40	-
	CP3414 (BACK/BACK)	-30	-	-20	-37	-25	-43	-18	-21	-27	-40	-10	-	-32	-50	-19	-
	CP2012 (OUTER)	-208	-164	-117	-174	-199	-184	-166	-161	-191	-192	-165	-167	-154	-216	-171	-
	CP2012 (CENTRE)	-	-	-169	-172	-244	-	-179	-	-240	-220	-178	-	-210	-	-173	-
184 MM	CP2567 (F/WHEEL)	-	-35	-15	-	-29	-	-7	-33	-	-41	-23	-37	-	-	-11	-
	CP2567 (P/PLATE)	-	-36	-16	-	-30	-	-8	-34	-	-42	-24	-38	-	-	-12	-
	CP2822 (3 PLATE)	-	-	-3	-27	-29	-	-20	-36	-	-	-23	-	-32	-	-41	CP2822
	CP2822 (2 PLATE)	-	-	-17	-	-15	-	-11	-	-	-	-10	-13	-	-	-14	-31
184 MM	CP8300 (3 PADDLE)	-A001	-A002	-A004	-	-A008	-A017	-A026	-A030	-A033	-A034	-A036	-A037	-A038	-A043	-A040	-
	CP8400 (4 PADDLE)	-A001	-A002	-A004	-	-A008	-A017	-A026	-A030	-	-A034	-A036	-A037	-A038	-A043	-A040	-

SLAVE CYLINDERS

CP6859 - CONCENTRIC SLAVE CYLINDER, M10X1.0 PORTS					
CYL PART NO:	FULCRUM	MAX STROKE	BEARING	ROTATING RACE	BRG CONFIG
CP6859-38	38.0MM	18.0MM	CP3457-16	INNER	1
CP6859-45	45.0MM	18.0MM	CP3457-19	INNER	1
CP6859-50	50.0MM	18.0MM	CP3457-11	INNER	1
CP6859-54	54.0MM	18.0MM	CP3457-6	INNER	1
CP6859-1245	45.0MM	12.0MM	CP3457-19	OUTER	2
CP6859-1250	50.0MM	12.0MM	CP3457-9	OUTER	2
CP6859-1254	54.0MM	12.0MM	CP3457-10	OUTER	2
CP6859-1238-IN	38.0MM	12.0MM	CP3457-16	INNER	3
CP6859-1245-IN	45.0MM	12.0MM	CP3457-19	INNER	3
CP6859-1250-IN	50.0MM	12.0MM	CP3457-11	INNER	3
CP6859-1254-IN	54.0MM	12.0MM	CP3457-6	INNER	3

REPLACEMENT SEAL KIT: CP3759-3

CP3959 - CONCENTRIC SLAVE CYLINDER, M12X1.0 PORTS					
CYL PART NO:	FULCRUM	MAX STROKE	BEARING	ROTATING RACE	BRG CONFIG
CP3959-38	38.0MM	18.0MM	CP3457-16	INNER	1
CP3959-50	50.0MM	18.0MM	CP3457-11	INNER	1
CP3959-54	54.0MM	18.0MM	CP3457-6	INNER	1
CP3959-1250	50.0MM	12.0MM	CP3457-9	OUTER	2
CP3959-1254	54.0MM	12.0MM	CP3457-10	OUTER	2

REPLACEMENT SEAL KIT: CP3759-3



MOUNTING STUDS

CP4702 - 5/16UNF & M8X1.0 STUD SERIES			
STUD LENGTH	PART NO:	STUD LENGTH	PART NO:
40.0MM	CP4702-400	57.5MM	CP4702-575
42.5MM	CP4702-425	60.0MM	CP4702-600
45.0MM	CP4702-450	62.5MM	CP4702-625
47.5MM	CP4702-475	65.0MM	CP4702-650
50.0MM	CP4702-500	67.5MM	CP4702-675
52.5MM	CP4702-525	70.0MM	CP4702-700
55.0MM	CP4702-550	72.5MM	CP4702-725

ADD U FOR 5/16UNF & M FOR M8X1.0 TO END OF PART #.



RELEASE BEARINGS

CP3457 - (TO SUIT LISTED CLUTCHES AND SLAVE CYLINDERS)			
PART NO:	ROTATION	CLUTCH	BEARING ID
CP3457-16	INNER	115MM	32.75MM
CP3457-1	OUTER	140MM	35.00MM
CP3457-9	OUTER	140MM	40.00MM
CP3457-11	INNER	140MM	32.75MM
CP3457-2	OUTER	184MM	35.00MM
CP3457-6	INNER	184MM	32.75MM
CP3457-10	OUTER	184MM	40.00MM

THE BEARINGS HAVE STEEL CAGES AND HARDENED STEEL SHELLS FOR DURABILITY.





SLAVE CYLINDERS & REPAIR KITS

Genuine Girling slave cylinders as used on many Racecars and OE applications since the 1960's.

SLAVE CYLINDERS	
PART NO:	DESCRIPTION
64068897	0.875" FOR HEWLAND FG G/BOX, L/H MTG
74066213	0.875" FOR HEWLAND MK9/FT G/BOX, R/H MTG
3010205	0.875" UNIVERSAL MTG
3010224	0.875" FOR COBRA/TIGER/ASTON MARTIN
64067950	0.875" FOR FORD MEXICO, CIRCLIP FIXING
64067506	0.75" R/H MTG

SLAVE CYLINDER REPAIR KITS	
PART NO:	DESCRIPTION
PB002001	REPAIR KIT FOR 0.75 S/CYL
PB002029	REPAIR KIT FOR 0.875 S/CYL
PB002204	REPAIR KIT FOR 'MEXICO' S/CYL



3010205



64068897



74066213



64067506



3010224



64067950



RACETECH UNIVERSAL JOINTS

RACETECH MILITARY SPEC JOINT

Racetech military specification universal joints are pin and block friction bearing joints, precisely designed and manufactured to heavy duty military specification (mil/j/6193) for the aerospace industry. These are suitable for use in gearbox linkages where low deflection rates, good strength-to-weight ratio and long service life are essential. Material - AISI 4142 CrMo steel with Cadmium plating.



PART NO:	OD JOINT	OD BOOT	ID	LENGTH	MAX ANGLE	FAILURE TORQUE
RTUJ B10	0.625"	1.130"	0.500"	2.750"	30°	1080 LB-IN
RTUJ B12	0.750"	1.250"	0.625"	3.187"	30°	1900 LB-IN
RTUJ B14	0.875"	1.500"	0.750"	3.625"	30°	3000 LB-IN
RTUJ B16	1.000"	1.550"	0.812"	4.062"	30°	4700 LB-IN

RACETECH NEEDLE BEARING TYPE UNIVERSAL JOINT

Racetech needle bearing universal joints are cross and bearing needle bearing joints, precisely designed and manufactured and fitted with pre-lubricated needle bearings for longer life and durability. Designed to maintain low backlash for critical positioning applications except for steering. Material - AISI 1144 fatigue proof alloy steel.



PART NO:	OD JOINT	OD HUB	ID	LENGTH	MAX ANGLE	FAILURE TORQUE
RTUJNB10	1.250"	0.875"	0.500"	3.188"	35°	3000 LB-IN
RTUJNB12	1.250"	0.875"	0.625"	3.188"	35°	3000 LB-IN
RTUJNB14	1.250"	1.000"	0.750"	3.188"	35°	3000 LB-IN
RTUJNB	1.250"	1.250"	BLANK	3.188"	35°	3000 LB-IN

RACETECH HOOKES TYPE UNIVERSAL JOINT

The Racetech hookes type universal joints are pin and block friction bearing joints. The single pin and block universal joint is manufactured from high grade alloy steel for increased durability and better performance than standard industrial grade models. All components are heat treated, precision machined and ground to close tolerances. Material - AISI 1144 Alloy Steel.



PART NO:	OD JOINT	OD HUB	ID	LENGTH	MAX ANGLE	FAILURE TORQUE
RTUJ1	0.870"	0.870"	0.500"x 0.500"	2.125"	35°	2000 LB-IN
RTUJ2	0.870"	0.870"	0.500"x 0.625"	2.125"	35°	2000 LB-IN

RACETECH NEEDLE BEARING TYPE STEERING UNIVERSAL JOINT

Racetech needle bearing universal joints are cross and bearing needle bearing joints with CrMo steel yokes, precisely designed and manufactured and fitted with pre-lubricated needle bearings for longer life and durability. Designed to maintain low backlash for critical positioning applications including steering. Material - AISI 4130 CrMo Steel.



PART NO:	OD JOINT	OD HUB	ID	LENGTH	MAX ANGLE	FAILURE TORQUE
RTUJNSB10	1.570"	1.130"	0.500"	3.750"	35°	4200 LB-IN
RTUJNSB12	1.570"	1.130"	0.625"	3.750"	35°	4200 LB-IN
RTUJNSB14	1.570"	1.130"	0.750"	3.750"	35°	4200 LB-IN
RTUJNSB	1.570"	1.130"	BLANK	3.750"	35°	4200 LB-IN

SADDLE WASHERS (TO SUIT MIL SPEC RTUJ JOINTS)

Standard flat washers do not present a proper bearing surface when used to bolt tubing joints. This can result in damage to the washer or to the tubing, which eventually allows the bolt to loosen. Our plated steel saddle washers are profiled to be a precise fit on the OD of our BOOT TYPE universal joints.

PART NO:	DESCRIPTION	SUGGESTED CROSS BOLT
RTUJSW10	1/2" TO SUIT RTUJ B10	NAS1303-11
RTUJSW12	5/8" TO SUIT RTUJ B12	NAS1303-13
RTUJSW14	3/4" TO SUIT RTUJ B14	NAS1303-17



DRIVESHAFTS



GKN Motorsport driveshafts are extensively used in the top echelons of motorsport and are made to order. They can be manufactured as a solid shaft or a gun drilled hollow shaft with bore diameters ranging from 12.5mm to 20mm. Splines are rolled up to a shoulder which the CV joint can be pushed up to, eliminating the need for spacers. Please send drawing or request spec sheet for quotation.






CV JOINTS

GKN Motorsport plunging CV joints offer significant weight reduction, cooler running temperatures & enhanced joint life & performance able to cope with the most demanding motorsport applications.

CONSTANT VELOCITY JOINTS								
PART NO:	DESCRIPTION	OD	PCD	HOLE	WIDTH	PLUNGE	SPLINE	WEIGHT
MS3J001	STANDARD JOINT (301116)	90/94	78	8	32	+/- 8	33	1.15KG
MS3J003	LIGHTWEIGHT EASY-MOTION JOINT	90/94	78	8	32	+/- 8	33	0.89KG
MS3K020	LIGHTWEIGHT EASY-MOTION JOINT	100	86	8	32	+/- 8	25	1.13KG
MS3K023	STANDARD JOINT (301142)	100	86	8	32	+/- 8	25	1.39KG
MS3K025	STANDARD JOINT	100	86	10	32	+/- 8	25	1.36KG
MS3K031	LIGHTWEIGHT EASY-MOTION JOINT	100	86	8	32	+/- 8	33	1.13KG
MS3K032	STANDARD HEAVY DUTY JOINT	100	86	10	32	+/- 8	28	1.31KG
MS3K038	LIGHTWEIGHT STANDARD MOTION JOINT	100	86	8	32	+/- 8	25	1.17KG
MS3N014	LIGHTWEIGHT EASY-MOTION JOINT	108	94	10	40	+/- 14	28	1.44KG
MS3N048	CONTOURED EASY-MOTION JOINT	108	94	10	32	+/- 14	28	1.44KG
MS3N044	LIGHTWEIGHT EASY-MOTION JOINT	108	94	10	32	+/- 13	28	1.34KG
MS3N045	EXTRA DEEP PLUNGE, STANDARD JOINT	108	94	10	32	+/- 20	28	1.58KG
C153150199050	STANDARD JOINT (C153150199050)	108	94	10	32	+/- 14	28	1.62KG
7153150105581	STANDARD JOINT (7153150105581)	108	94	10	40	+/- 14	28	1.84KG
MSP03041	STANDARD EASY MOTION JOINT	115	100	12	30.5	+/- 8	30	TBC
MSP03042	CONTOURED EASY MOTION JOINT	115	100	12	30.5	+/- 8	30	TBC
0617420000001	STANDARD JOINT	128	108	12	46	+/-12	33	TBC
MS3S024	CONTOURED EASY MOTION JOINT	128	108	12	46	+/-12	33	TBC



STANDARD JOINT

LIGHTWEIGHT JOINT



CONTOURED JOINT

END CAP

CV JOINT CAPS	
PART NO:	DESCRIPTION
MS9K001	SUITS 94MM JOINT
MS9K003	SUITS 100MM JOINT
MS9N002	SUITS 108MM JOINT
MS9K004	SUITS 128MM JOINT

BOOTS

GKN Motorsport boots are maximised for performance and durability.

PART NO:	A	B	C	D	DESCRIPTION
MS6J002	93	80	22	8.2	FAST BOOT FOR 94MM OD TRIPOD/CV JOINT
26053	93	80	22	8.2	SLOW BOOT FOR 94MM OD TRIPOD/CV JOINT
MS6K024	99	86	22	8.2	FAST BOOT FOR 100MM OD CV JOINT
6153129600029	99	86	22	8.2	SLOW BOOT FOR 100MM OD CV JOINT
MS6N001	107	94	22	10.2	FAST BOOT FOR 108MM OD CV JOINT
MS6N011	107	94	22	10.2	FAST BOOT FOR 108MM CV JOINT (HIGH ANGLE)
6153159600176	107	94	22	10.2	SLOW BOOT FOR 108MM CV JOINT
MS6S008	114	100	25	10.2	SLOW BOOT FOR 115MM CV JOINT
6153219600001	128	108	28	12.2	SLOW BOOT FOR 128MM CV JOINT



SLOW BOOT
Rotational speeds up to 2,3000 RPM



FAST BOOT
Rotational speeds greater than 2,3000 RPM

TRIPODE JOURNALS

Tripode joints offer extremely low plunging forces and greater efficiency while operating at higher angles. GKN offer a wide range of tripode journals.

PART NO:	A	L	Z	DESCRIPTION
MS3H001	29.95	23.5	22	GI69 TRIPOD
MS3H002	29.95	23.5	30	GI69 TRIPOD
MS3H005	35.50	27	24	GI2600I TRIPOD
MS3H006	30.42	24	21	GI1700I TRIPOD
MS3H007	33.90	26.6	23	GI2300I TRIPOD
MS3M009	46.65	TBC	27	AAR4100I TRIPOD
MS3M001	33.90	30	27	GI82 TRIPOD
MS3M002	33.90	29.2	27	GI82 TRIPOD - SHOT PEENED
MS3M008	38.00	29.2	26	GI3300I TRIPOD



JOINT GREASES

GKN Motorsport greases help reduce power losses and increase durability, while offering low friction and wear properties and a wide thermal operating range.

PART NO:	DESCRIPTION
XP580	350G CV GREASE
XP595	350G TRIPODE GREASE



TRIPODE HOUSINGS

Tripode housings can be produced from forgings or from solid material & can be designed to utilise a lobro style bolt pattern making cv to tripod switch simple, or alternatively a "plug in" variant.

PART NO:	B	C	D	E	DESCRIPTION
MS9H007	78	40	8	90/94	SUITS GI69 TRIPOD
MS9H010	78	32	8	90/94	SUITS GI69 TRIPOD




B - PCD | C - WIDTH | D - HOLE SIZE | E - OD



HEWLAND GEARBOXES & SPARES

Hewland Engineering is the world's leading producer of racing transmissions for motor sport. The company's vast range of technical experience gained over 50 years together with up to date manufacturing technology enables them to work in all levels of motor racing, from Formula Ford to Formula 1. Raceparts has been a Hewland distributor for 35 years. All Hewland gearboxes and spares are available from Raceparts.



MK9




FT200



FGC



DG300



LD 200

RATIOS							
INTEGRAL LAYSHAFT							
GEARBOX	CLUTCH RING	1ST	2ND	3RD	4TH	5TH	CWP
		GEAR TYPE					
DG	FT or DG	DG	DG	DG	DG	DG	DG
DGB/DGC	DGB	DGB	DGN	DGN	DGN	DGN	DGB/DGC
F3	HC	MK5	MK5	MK5	MK5	MK5	F3
F3A/NST	HC	F3A	F3W	MK5	MK5	MK5	F3
FG	FT or DG	FT	FT	FT	FT	FT	FG
FGA	DG	FT	FT	FT	FT	FT	DG
FGB/FGC	DG	FT	FT	FT	FT	FT	FGB
FT	FT or DG	FT	FT	FT	FT	FT	FT
FVL	HC	MK5	MK5	MK5	MK5	MK5	HC8
HD4	FT & HD	HD4	HD4	HD4	HD4	-	FT
HD5	FT & HD	HD5	HD5	HD5	HD5	HD5	FT
LD 4 SPEED	LD	LD	LD	LD	LD	-	LD
MK8/9 4 SPEED (1" LAYSHAFT)	HC	MK8-4	MK8	MK8	MK8	-	HC8
MK8/9 5 SPEED (1" LAYSHAFT)	HC	MK8-5	MK8	MK8	MK8	MK8	HC8
MK8/9 5 SPEED (1-1/8" LAYSHAFT)	HC	MK5	MK5	MK5	MK5	MK5	HC8
VG/VGC	VG	VG	VG	VG	VG	VG	VG5/VGC
SLIDE ON LAYSHAFT							
GEARBOX	CLUTCH RING	1ST	2ND	3RD	4TH	5TH	CWP
		GEAR TYPE					
LD 4 SPEED	LD	LD	LD	LD	LD	LD	LD
LD 5 SPEED	LD	LD	LD	LD	LD	LD	LD 5
MK8/9 4 SPEED (1" LAYSHAFT)	HC	MK8	MK8	MK8	MK8	-	HC8
MK8/9 5 SPEED (1" LAYSHAFT)	HC	MK8	MK8	MK8	MK8	MK8	HC8
LG500 4 SPEED	LG	LG4	LG	LG	LG	-	LG4
LG600 5 SPEED	LG	LG5	LG	LG	LG	LG	LG5



RATIOS



CLUTCH RINGS



CWP'S



OTHER SPARES



GENUINE METALASTIK DRIVE COUPLINGS

These provide torsional and axial flexibility in the drive shaft system. Accommodating axial as well as universal movements these couplings reduce loads on gearbox casing and bearings and obviate the need for sliding splines.

The rubber elements in the coupling are compressed by the fitting of a steel retaining band which is discarded after assembly and this important design feature ensures maximum fatigue life. Also, metal interleaves bonded into the rubber elements provide increased torque capacity.

PART #	PCD"	FIXING HOLE	WIDTH	APPLICATIONS
10-00644-01	3.78"	0.45"	1.83"	LOTUS ELAN, HILLMAN IMP, HEWLAND MK4,5,6
10-00645-01	4.40"	0.52"	1.84"	TRIUMPH GT6
10-00642-01	5.25"	0.64"	2.25"	HEWLAND FT, MK8/9
10-01085-01	5.25"	0.64"	2.75"	GT40



Electrical



OUR SUPPLIERS



ELECTRICAL

ODYSSEY BATTERIES & BRACKETS, DEKA BATTERIES	40
SUPER B LITHIUM BATTERIES, BATTERY CABLE, JACK PLUGS, ISOLATOR SWITCHES	41
BRILLE BATTERIES & ACCESSORIES	42-43
MSD IGNITIONS & COILS	44
MSD SPARK PLUG WIRES & ACCESSORIES	45
CARTEK MASTER SWITCHES & RAINLIGHTS	45
WOSP ALTERNATORS & STARTER MOTORS	46-47
OMEX/ARMTECH REV LIMITERS, CTEK CHARGERS	48
LUCAS COILS & SWITCHES, MISC RAINLIGHTS, GENERAL SWITCHES, ELECTRICAL PARTS	49

FOR TYRAPS SEE PAGE 74
 FOR CABLE INSULATION/PROTECTION SEE PAGES 77-78
 FOR BATTERY HEAT BARRIER SEE PAGE 79
 FOR HEATSHRINK SEE PAGE 80
 FOR DATALOGGING SEE PAGE 103



ODYSSEY EXTREME RACING BATTERIES

Odyssey batteries feature a rugged construction with tightly packed pure lead plates, the non-spillable AGM design protects against the shock & vibration that can quickly destroy other batteries. Pure lead plates means more power, three times the life of conventional batteries. Specifically for motor racing, the advantages include;

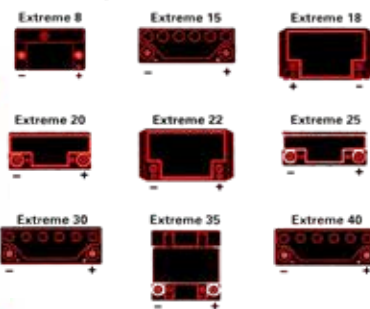
- Non-spillable-design (can be mounted in a variety of ways)
- Protected from high impact shock & mechanical vibration
- Capable of 100% recharge in 4-6 hours
- Operating temperatures from -40°C to +40°C
- With service life of 3-10 years they save time & money

CHARGING INFORMATION

BATTERIES ARE DISPATCHED IN A CHARGED CONDITION BUT A SHORT CHARGE IS RECOMMENDED BEFORE USE. BATTERIES MUST NEVER BE LEFT IN A DISCHARGED STATE. BATTERIES MUST NOT BE BOOST CHARGED UNDER ANY CIRCUMSTANCES

PART NO:	OLD PART NO:	AH RATING	WEIGHT KG	DIMENSIONS LXWXH (MM)	CRANKING CURRENT 20°C	TERMINALS
PC310	ER 8	7	2.7	138X86X101	310A	M4 BOLT
NLA	ER 15	14	5	200X77X140	370A	M6 STUD
PC535	ER 18	13	5.4	170X99X157	535A	M6 BOLT
PC545	ER 20	14	4.9	176X84X130	545A	M6 BOLT
PC625	ER 22	18	6	169X99X174	625A	M6 STUD
PC680	ER 25	18	6.1	182X77X168	680A	M6 BOLT
PC950	ER 30	26	9	250X97X156	950A	M6 STUD
PC925	ER 35	28	11.8	169X179X128	925A	M6 BOLT
PC1100	ER 40	38	12.5	250X97X206	1100A	M6 STUD
ER 60	ER 60	51	17.5	220X121X260	1230A	M6 STUD

Terminal layouts



ODYSSEY BATTERY CHARGERS

The ODYSSEY® Battery charger range has been designed to optimise the performance and life of ODYSSEY Batteries. The chargers are fully automatic for optimal charging with 7, 17 and 30 Amp model options. Also IP67 classified (waterproof for outdoor use), nonsparking, polarity protected & short-circuit proof.

PART NO:	DESCRIPTION	CHARGING CURRENT	LENGTH, WIDTH HEIGHT MM	WEIGHT
P0053021	7A, 12V CHARGER SUITABLE FOR UP TO PC950 WITH CROCODILE CLIPS	7.0A	155X80X43	1.1KGS
P0056022	17A, 12V CHARGER SUITABLE FOR ALL RACING ODYSSEY WITH CROCODILE CLIPS	17.0A	198X98X47	1.7KGS
P0056023	30A, 12V CHARGER SUITABLE FOR ALL RACING ODYSSEY WITH CROCODILE CLIPS	30.0A	198X98X47	1.7KGS



LIGHTWEIGHT BATTERY BRACKETS

They are made from lightweight aluminium with excess material removed in further weight saving. They are strong and sturdy, ideal for motorsport applications.

PART NO:	PART NO:	PART NO:
ER 8-BB	ER 20-BB	ER 30-BB
ER 15-BB	ER 22-BB	ER 40-BB
ER 18-BB	ER 25-BB	ER 60-BB



BATTERY BOXES

Smooth moulded plastic battery boxes available in red or carbon look finish.

PART NO:	DESCRIPTION
BBL	STANDARD RED BOX
BBL CL	STANDARD CARBON LOOK
BBLF30	ER 30 LAY DOWN RED
BBLF30CL	ER 30 LAY DOWN CARBON LOOK



Internal dimensions:
L 260mm x W 175mm x H 220mm



L 270mm x W 175mm x H 95mm

DEKA RACING BATTERIES



Deka produce high quality heavy duty batteries intended for use in Motorsport, they have various innovative design features that set them apart from normal racing batteries. Calcium positive and negative full-frame power path grids, providing the highest possible cranking amps and lowest self discharge for off season storage. Tear resistant glass matt, leakproof pressurized venting system, heat sealed cover and valve regulated maintenance free design, just some of the features that make these batteries stand the test of time.

PART NO:	CCA @ 0°F	10 A.H RATING	WEIGHT		LENGTH		WIDTH		HEIGHT	
			LBS	KG	IN.	MM	IN.	MM	IN.	MM
ETX12	180	10	9.4	4.3	5 7/8	150	3 7/16	88	5 1/8	130
ETX15L	190	14	11	5	5 1/4	134	3 1/2	90	6 5/9	166
ETX16L	275	19	17	7.7	6 7/8	175	4	100	6 1/8	155
ETX18L	300	20	18	8.2	8 1/8	206	3 9/16	91	6 3/8	163
ETX20L	270	17.5	15.5	7	6 7/8	177	3 7/16	88	6 1/8	155
ETX30L	365	26	21.7	9.8	6 5/8	168	5 3/16	131	6 7/8	176





SUPER B LITHIUM RACING BATTERIES

Super B Lightweight Lithium Ion batteries are designed to replace the much heavier lead/acid batteries. Super B batteries are based on Lithium Iron Phosphate technology and is the safest Lithium Ion technology available. The specially designed casing and electronics further increase safety and durability.

Advantages over the standard batteries include: Up to 80% lighter, recharges within 5 minutes of engine start, smaller casing, 5 year service life and has a low self-discharge rate.

Super B use a 10-second rating for starting current instead of CCA. The 10-second rating is easy to understand: it represents the amount of current a battery can produce during 10 seconds without being damaged. The batteries can deliver higher currents for shorter periods and lower currents for longer periods. Operating Temperature -20°C to +60°C & 13.2V Operating Voltage.



For battery brackets add B to the end of part # ie: SPB10PB

PART NO:	PULSE DISCHARGE 10 SEC	NOMINAL CAPACITY AH	WEIGHT	DEPTH	WIDTH	HEIGHT	MINIMUM	MAXIMUM	APPLICATIONS (GUIDE ONLY)	
			KG	MM	MM	MM	POWER	POWER		
SB12V10P-DC	600	10	1.75	82	120	127	2244 WATT	7940 WATT	RACE CARS UP TO 2LTR USING ALTERNATOR	
SB12V15P-EC	900	15	2.60	82	120	180	3366 WATT	11880 WATT	RACE CARS UP TO 3LTR USING ALTERNATOR	
SB12V15P-SC	900	15	2.90	97	250	142	3366 WATT	11880 WATT	RACE CARS UP TO 3LTR USING ALTERNATOR	
SP12V20P-FC	1200	20	3.40	82	120	236	4488 WATT	15840 WATT	RACE CARS UP TO 4LTR USING ALTERNATOR	
SP12V20P-SC	1200	20	3.60	97	250	142	4488 WATT	15840 WATT	RACE CARS UP TO 4LTR USING ALTERNATOR	
SB12V25P-SC	1500	25	4.20	97	250	142	9240 WATT	19800 WATT	LARGER RACING CARS & TRUCKS	
SB12V2600P-AC	150	2.6	0.47	35	114	81	660 WATT	1980 WATT	MOTORBIKES 4 STROKE, UP TO 250CC	
SB12V5200P-BC	300	5.2	0.90	62	114	81	1320 WATT	3960 WATT	MOTORBIKES UP TO 1000CC 4 STROKE, 250CC 2 STROKE	
SB12V7800P-CC	450	7.8	1.30	82	120	95	1980 WATT	5940 WATT	MOTORBIKES 4 STROKE, UP TO 1500CC	
SBLBC			SUPER B LITHIUM CHARGER. OPTIMATE LITHIUM ONLY CHARGER, RECHARGES AND BALANCES LITHIUM BATTERY CELLS.							



LIGHTWEIGHT BATTERY CABLE

Available in both single and double insulated super flexible cable, resistant to petrol/oil, rated -30°C to 70°C (single) & -30°C to 85°C (double). These cables are ideal for use in tough working conditions, they remain flexible in both high and low temperatures.

PART NO:	DESCRIPTION
PVC16B	16MM ² CORE, RATED TO 110 AMPS BLACK SINGLE INSULATED EXTRA FLEXIBLE CABLE
PVC16R	16MM ² CORE, RATED TO 110 AMPS RED SINGLE INSULATED EXTRA FLEXIBLE CABLE
PVC25B	25MM ² CORE, RATED TO 170 AMPS BLACK SINGLE INSULATED EXTRA FLEXIBLE CABLE
PVC25R	25MM ² CORE, RATED TO 170 AMPS RED SINGLE INSULATED EXTRA FLEXIBLE CABLE
PVCTT	HEAVY DUTY CRIMPING TOOL FOR CRIMPING CABLE TERMINALS TO PVC CABLE



CABLE TERMINALS

Terminals to suit the lightweight battery cable available with 6, 8 or 10mm hole.

PART NO:	DESCRIPTION
CT16/6	6MM HOLE, FOR 16MM ² CABLE
CT16/8	8MM HOLE, FOR 16MM ² CABLE
CT16/10	10MM HOLE, FOR 16MM ² CABLE
CT25/6	6MM HOLE, FOR 25MM ² CABLE
CT25/8	8MM HOLE, FOR 25MM ² CABLE
CT25/10	10MM HOLE, FOR 25MM ² CABLE

ANDERSON JACK PLUGS & ACCESSORIES

Anderson jack or jump start plugs supplied individually complete with cable connection. Two identical halves make a pair. New soft shell environmental boots provide water, dirt and chemical protection for the jack plugs. The durable boots shield the connectors from water and dirt to IP64 when mated or unmated when the integral cover is used.

50 AMP:	DESCRIPTION
SB50 GREY	JACK PLUG HALF SMALL 50A GREY
SB50 RED	JACK PLUG HALF SMALL 50A RED
SBX50 RED	JACK PLUG T HANDLE SMALL 50A RED
SBX50 GREY	JACK PLUG T HANDLE SMALL 50A GREY
LH-SB50-T	TERMINAL SET FOR SB50'S
LH-SB50-EC	SB50 WATERPROOF COVER
LH-SB50-SL	SB50 WATERPROOF SLEEVE



175 AMP:	DESCRIPTION
SB175 RED	JACK PLUG HALF LARGE 175A RED
SB175 GREY	JACK PLUG HALF LARGE 175A GREY
SBX175 GREY	JACK PLUG T HANDLE LARGE 175A GREY
SBX175 RED	JACK PLUG T HANDLE LARGE 175A RED
LH-SB175-T	TERMINAL SET FOR SB175'S
LH-SB175-EC	SB175 WATERPROOF COVER
LH-SB175-SL	SB175 WATERPROOF SLEEVE

MASTER SWITCHES

Battery isolation switches and spares.

PART NO:	DESCRIPTION
RPMS002	MASTER SWITCH WITH ALTERNATOR PROTECTION, FIA APPROVED
RPRES	SPARE RESISTOR FOR RPMS002
MO789	SPARE KEY FOR RPMS002
MW002	AUTOLEC MASTER SWITCH WITH ALTERNATOR PROTECTION FIA APPROVED
MW002B	SPARE KEY FOR MW002
MW002C	SPARE RESISTOR FOR MW002
14205-00	STD 'HELLA'TYPE MASTER SWITCH
14205-01	SPARE KEY FOR 'HELLA'TYPE MASTER SWITCH
SW 50	LUCAS STYLE BATTERY SWITCH 'T' HEAD





ADVANCED AGM LIGHTWEIGHT

Highest cranking power lead battery available. All season reliability, stainless steel terminals. Environmentally sourced recycled materials. Carbon-case designed for extreme heat and vibration protection.



PART NO:	WEIGHT	LENGTH	WIDTH	HEIGHT	PCA	AH
B106	3.1kg	147mm	86mm	107mm	527	10
B129	4.3kg	147mm	86mm	130mm	813	12
B14115	5.2kg	147mm	86mm	147mm	904	15
B2015	6.8kg	173mm	86mm	155mm	1067	20
B2317	7.7kg	175mm	102mm	155mm	1191	23
B2317RP	7.7kg	175mm	102mm	155mm	1191	23
B2618	8.4kg	206mm	89mm	160mm	1168	26
B3121	9.5kg	168mm	132mm	173mm	1380	31
B3121C	9.5kg	168mm	132mm	173mm	1380	31

LONG LASTING ENDURANCE SERIES

Original equipment replacements that have the highest cranking power and the longest run times (Amp/Hr ratings) in their class. These batteries offer the AGM internal racing technology developed for our Advanced AGM and Carbon Fiber AGM batteries with better longevity.



PART NO:	WEIGHT	LENGTH	WIDTH	HEIGHT	PCA	AH
B6034	18.6kg	257mm	160mm	195mm	2132	60
B6034M	19.5kg	257mm	160mm	195mm	2132	60
B7548	21.8kg	277mm	173mm	191mm	2390	75
B10049	26.3kg	353mm	173mm	191mm	2856	100
B10531M	31.3kg	329mm	172mm	239mm	2905	106

MICRO • LITE LIGHTWEIGHT LITHIUM • ION

Carbon composite casings (except B128L models) with CNC Precision Cell Top Design contain ultra-lightweight Lithium-Ion chemistries hand-selected and built by a Braille Factory Technician in the USA. High current interconnects, proprietary sine-wave balancing and high-amp brass terminals are just some of the exotic technologies this battery boasts for professionals and enthusiasts that demand the best.



PART NO:	WEIGHT	LENGTH	WIDTH	HEIGHT	PCA	LAH
ML9C	1.7kg	157mm	89mm	108mm	793	36
ML14C	2kg	146mm	86mm	147mm	952	42
ML20C	2.8kg	173mm	89mm	157mm	1325	48
ML30C	4.2kg	168mm	132mm	173mm	1905	84
B128L / B128L-M6	3.85kg	254mm	83mm	156mm	1698	90

RACE LITHIUM • ION INTENSITY CARBON

Race-winning Lithium Technology designed for the enthusiast and the professional. Tremendous weight savings, Original Equipment Replacement sizing and superior starting. Excellent off-season storage performance, brass terminals and high-amp design.



PART NO:	WEIGHT	LENGTH	WIDTH	HEIGHT	PCA	LAH
I34CE	4.4kg	264mm	160mm	140mm	1520	75
I48CE	4.5kg	279mm	173mm	140mm	1520	75
I49CE	6.3kg	353mm	173mm	140mm	2325	114
I34CX	4.6kg	264mm	173mm	195mm	1520	75
I34CS	7.9kg	264mm	173mm	195mm	2875	145
I48CX	4.8kg	279mm	173mm	195mm	1520	75
I48CS	8.2kg	279mm	173mm	195mm	2875	150
I49CX	6.5kg	353mm	173mm	195mm	2325	114
I49CS	9.8kg	353mm	173mm	195mm	3625	189

LIGHT & STRONG SUPER 16V LITHIUM



PART NO:	WEIGHT	LENGTH	WIDTH	HEIGHT	PCA	LAH
B168L	4.08 kg	254mm	83mm	152mm	2325	66
B169L	4.08kg	254mm	83mm	152mm	950	75



GREEN • LITE POWER SPORTS LITHIUM • ION

Race-winning Lithium Technology designed for the enthusiast and the professional. Tremendous weight savings, Original Equipment Replacement sizing and superior starting. Excellent off-season storage performance, brass terminals and high-amp design. RoHS-compliant, environmentally friendly and DOT approved.



PART NO:	WEIGHT	LENGTH	WIDTH	HEIGHT	PCA	AH
G5	0.63kg	113mm	65mm	94mm	197	2.5
G5S	0.95kg	113mm	65mm	94mm	346	5
G9	1.04kg	177mm	65mm	94mm	346	5
G14	1.8kg	150mm	86mm	174mm	575	10
G30HC MOTOR-CYCLE SPEC	3.5kg	174mm	132mm	177mm	752	30

GREEN • LITE STREET/TRACK LITHIUM • ION

Race-winning Lithium Technology designed for the enthusiast and the professional. Tremendous weight savings, Original Equipment Replacement sizing and superior starting. Excellent off-season storage performance, brass terminals and high-amp design. RoHS-compliant, environmentally friendly and DOT approved.

PART NO:	WEIGHT	LENGTH	WIDTH	HEIGHT	PCA	AH
G20	2.04kg	180mm	74mm	159mm	697	36
G20C	2.04kg	180mm	74mm	159mm	697	36
Charger Included						
G30	2.5kg	174mm	132mm	177mm	947	39
G30C	2.5kg	174mm	132mm	177mm	947	39
Charger Included						



TRUCKING LITHIUM • ION FLEET SERIES

PART NO:	WEIGHT	LENGTH	WIDTH	HEIGHT	PCA	AH
GROUP 34 FLEET-LITE SERIES F34	9.2kg	276mm	178mm	197mm	1950	60
GROUP 31 FLEET-LITE SERIES F31	11.1kg	327mm	172mm	231mm	2350	75

ACCESSORIES MOUNTING SOLUTIONS



DROP • IN LITHIUM • ION APPLICATIONS INTENSITY

Race-winning Lithium Technology designed for the enthusiast and the professional. Tremendous weight savings, Original Equipment Replacement sizing and superior starting. Excellent off-season storage performance, brass terminals and high-amp design. RoHS-compliant, environmentally friendly and DOT approved. Custom design available.



PART NO:	WEIGHT	LENGTH	WIDTH	HEIGHT	PCA	LAH
I34X	5.21kg	276mm	178mm	197mm	1438	78
I34RX	5.21kg	276mm	178mm	197mm	1438	78
I34S	8.57kg	276mm	178mm	197mm	2665	150
I34RS	8.57kg	276mm	178mm	197mm	2665	150

PART NO:	DESCRIPTION
2012K	REMOVABLE BRASS POSTS
201	SIDE POST GM COVERSION
203	TERMINAL PROTECTORS
1086	J-HOOKS 6"
1088	J-HOOKS 8"
10810	J-HOOKS 10"
6186	UNIVERSAL FRP KIT ADJUSTABLE FRP MOUNT KIT 6" J-HOOK
6188	UNIVERSAL FRP KIT ADJUSTABLE FRP MOUNT KIT 8" J-HOOK
61810	UNIVERSAL FRP KIT ADJUSTABLE FRP MOUNT KIT 10" J-HOOK
1018	LAYDOWN ALUMINUM MOUNT KIT B106 / B106C
1218	LAYDOWN ALUMINUM MOUNT KIT B129
1418	LAYDOWN ALUMINUM MOUNT KIT B14115 / B14115C
2018	LAYDOWN ALUMINUM MOUNT KIT B2015 / B2015C
2318	LAYDOWN ALUMINUM MOUNT KIT B2317 / B2317C
2618	LAYDOWN ALUMINUM MOUNT KIT B2618
3118	LAYDOWN ALUMINUM MOUNT KIT B3121 / B3121C
0718	LAYDOWN ALUMINUM MOUNT KIT ML7 / G7 / G9
211	VERTICAL ALUMINUM MOUNT KIT
1821	RUBBER STRAP 10" J-HOOKS



(MULTIPLE SPARK DISCHARGE) IGNITION SYSTEMS

HIGH PERFORMANCE IGNITION

MSD ignitions systems are multiple sparking, capacitive discharge systems. Unlike standard ignition units which only spark once, MSD ignitions spark multiple times through 20 degree of crankshaft rotation up to 3,000RPM. The multiple sparks ensure complete combustion. After 3,000RPM there is not enough time for the plug to fire more than once so there is only a single spark but this is always a full 45,000 volt spark thanks to the capacitive discharge technology. The capacitive discharge technology ensures the units deliver this very high voltage at any RPM unlike standard ignition units which have a lower voltage delivery (20,000-30,000 volts) and severe voltage reduction at higher RPM. The MSD units deliver the high voltage constantly due to a special transformer in the units which steps up the voltage from the battery and stores it in a large capacitor until the ignition is triggered. Suitable for use with 4, 6 or 8 cylinder engines with 12-volt negative ground electrical systems. They will accept trigger inputs from breaker points, amplifiers and magnetic pickups.

IGNITION	DESCRIPTION
MSD 6A IGNITION - 6201	6A Ignition replaces 6200. The base model multiple sparking, CD ignition. The new design 6A ignition incorporating a lower profile housing and a new sealed/locked connector.
MSD 6AL IGNITION - 6425	6AL Ignition replaces 6420. The new design 6AL. Same as 6A but with rev limiter incorporated. The rev limiter is now on top of the housing with soft touch rotary dials which can set the limit in 100RPM increments.
MSD 6AL-2 IGNITION - 6421	6AL-2. The 6421 incorporates two rev limiters; one for high end over rev protection and another you can activate off a clutch or transbrake to set a launch limit. This feature will help your car off the starting line. Adjustments are made via four rotary dials for 100 rpm increment control.
MSD DIGITAL 6-PLUS IGNITION CONTROL - 6520	The MSD Digital-6 Plus Ignition Control combines terrific power, digital accuracy and great accessories. There is also a 2-step rev limiter for holeshot consistency and overrev protection. Accepts points, amplifiers and mag pickups on 4, 6 or 8-cylinder engines.
MSD 6AL-2 PROGRAMMABLE IGNITION - 6530	Programmable, 6AL-2. Same model as the 6AL-2 but is set up and programmed by a PC. The Programmable 6AL-2 lets you lock out the distributor, program a timing curve and boost timing curve, set a 2-Step Rev Limiter, and a retard.



6201



6425



6421/6530



6520



6A AND 6AL

OPERATING SPECIFICATIONS
 SPARK ENERGY: 135-145 MJ PER SPARK
 PRIMARY VOLTAGE: 520-240 VOLTS
 SECONDARY VOLTAGE: 45,000 VOLTS
 SPARK SERIES DURATION: 20 DEG CRANK ROTATION
 RPM RANGE: 0-15,000 RPM WITH 14.4 VOLTS
 VOLTAGE REQUIRED: 12-15 VOLTS, 7 VOLT START
 CURRENT DRAW: 0.7 AMP PER 1,000 RPM
 WEIGHT & SIZE: 1.7LBS, 8" L X 4" W, X 2.25" H

6AL-2

OPERATING SPECIFICATIONS
 SPARK ENERGY: 135 MJ PER SPARK
 PRIMARY VOLTAGE: 535 VOLTS
 SECONDARY VOLTAGE: 45,000 VOLTS
 SPARK SERIES DURATION: 20 DEG CRANK ROTATION
 RPM RANGE: 12,000 RPM WITH 14.4 VOLTS
 VOLTAGE REQUIRED: 12-18 VOLTS, NEGATIVE GROUND
 CURRENT DRAW: 0.7 AMP PER 1,000 RPM
 WEIGHT & SIZE: 3LBS, 7" L X 4" W, X 2" H

COILS

MSD Ignition offers a variety of performance coils designed for a number of applications. MSD Blaster coils are suitable to upgrade your standard coil or complement the performance of your MSD 6 series ignition. MSD coils have a lower resistance and improved turns ratio, producing a more powerful spark and improved performance.

COIL	DESCRIPTION
BLASTER - 8200	Blaster coil, chrome case. High voltage output, comes with 0.8 ohm ballast resistor, terminal and boot, for use with points, electronic or MSD ignitions. With a standard points ignition a ballast resistor must be placed in-line with the positive terminal of the coil.
BLASTER 2 - 8202	Blaster coil, red case. High voltage output for use with MSD Ignitions.
BLASTER - 8203	Blaster coil, red case. Same spec as 8200, but with red case.
BLASTER HIGH VIBRATION - 8222	Blaster coil, black case. High voltage output, for high vibration applications. Comes with a sturdy metal case and is potted in epoxy. This protects the coils internal components from high and low frequency vibrations.
BLASTER SS - 8207	The efficient E-core windings are designed to produce high amounts of current without sacrificing the voltage output. The secondary windings are wound on a segmented bobbin which reduces the chance of voltage breakdown between the primary and secondary windings. For more protection, these windings are encased in a polyurethane compound for protection against vibration. The Blaster SS features brass terminals and a sturdy housing. It is supplied with a boot, terminal and vibration mounts. A great addition to CD Ignitions and some standard applications.
BLASTER HVC II - 8253	The Blaster HVC coil utilizes an iron U-Core design with a segmented bobbin for improved voltage distribution. The bobbin is moulded from a special Dupont Rynite material and wound specifically to produce the most current possible with incredible voltage and lightning quick rise time. The brass primary terminals are spaced far apart and the secondary tower is well protected for increased spark isolation. The housing is completely potted with an epoxy compound for vibration resistance and installs with sturdy vibration mounts.



8222



8202



8207



8200



8253



8213



8214

8200, 8202, 8203 & 8222

COIL SPECIFICATIONS
 TURNS RATIO: 100:1
 PRIMARY RESISTANCE: 0.7 OHMS
 SECONDARY RESISTANCE: 4.5K OHMS
 INDUCTANCE: 8 MH
 MAX VOLTAGE: 45,000VOLTS
 PEAK CURRENT: 140 MA
 SPARK DURATION: 350 US

8207

COIL SPECIFICATIONS
 TURNS RATIO: 70:1
 PRIMARY RESISTANCE: 0.355 OHMS
 SECONDARY RESISTANCE: 4.4K OHMS
 INDUCTANCE: 6.9 MH
 MAX VOLTAGE: 40,000VOLTS
 PEAK CURRENT: 300 MA
 SPARK DURATION: 220 US

8253

COIL SPECIFICATIONS
 TURNS RATIO: 100:1
 PRIMARY RESISTANCE: 630 OHMS
 SECONDARY RESISTANCE: 3.5K OHMS
 INDUCTANCE: 3.5 MH
 MAX VOLTAGE: 44,000VOLTS
 PEAK CURRENT: 450 MA
 SPARK DURATION: 450 US




SPARK PLUG WIRES & ACCESSORIES

The MSD 8.5mm Super Conductor Wire is the ultimate performance wire offering incredibly low resistance without electronic interference. With less than 50 ohms of resistance, the lowest resistance of any helically wound wire results in less loss in spark energy so more reaches the spark plug. The conductor is wound extremely tight around a special centre core. So tight in fact, that there is over 40 feet of conductor wrapped into a single foot of plug wire. This winding procedure, combined with a ferro-magnetic impregnated centre core, produces an extremely effective Electro Magnetic Interference (EMI) "choke". This choke, or suppression capability, keeps the EMI inside the wire where it cannot interfere with other electronics on your vehicle. A proprietary blend of silicone and synthetic material produce an outer sleeve that is highly resistant to high heat as well as abrasion and tears.

SPARK PLUG WIRES CAN BE MADE UP TO YOUR SPECIFICATION.

SPARK PLUG WIRE		
RED PART NO:	DESCRIPTION	BLACK PART NO
34059/1	8.5MM WIRE PER FOOT	34053/1
BOOTS & TERMINALS		
BOOT PART NO:	DESCRIPTION	TERMINAL NO:
PRD21777	PLUG BOOT - PRO RACE STR	34605
PRD21776	PLUG BOOT - PRO RACE 90°	34615
PRD21775	PLUG BOOT - PRO RACE 115°	34605
34565	PLUG BOOT - MULTI ANGLE STR	34605
34515	PLUG BOOT - HEAVY DUTY 90°	34615
34575	PLUG BOOT - STANDARD 90°	34615
PRD11029	SOCKET BOOT - UNIVERSAL/STD STR	PRD11031
34525	SOCKET BOOT - UNIVERSAL/STD 90°	34635
3331	SOCKET BOOT & TERMINAL PACK - BLASTER II COIL	
TOOLS & ACCESSORIES		
PART NO:	DESCRIPTION	
35051	PROFESSIONAL CRIMPING & STRIPPING TOOL	
3503	MINI-STRIPPER BUDGET CRIMPER TOOL	
3414	8.5 WIRE HI-TEMP CYLINDER MARKERS	
8841	DUAL PLUG WIRE SEPARATORS - SET 16	
8211	FIREWALL WIRE ADAPTOR	



CARTEK BATTERY ISOLATORS

Cartek Battery Isolators provide two functions. The first is to disconnect the Battery from all Electrical Circuits, the second is to kill the engine. The Battery Isolators work by being fitted in between the negative side of the battery and the chassis. When the external kill button has been activated or the internal button been switched to the off state, then the Battery Isolator will disconnect the negative side of the battery from the Chassis. This means that no power can get to any of the electrical circuits as there is a break in the circuit.

PART #	DESCRIPTION
CK-BG-06-B (GT BLUE SWITCH)	The GT Isolator kills the engine by taking in a fixed 12v input and sending a 12v output that would power the Ignition or ECU. When the negative side of the battery has been disconnected it will also cut the 12v output powering the Ignition or ECU. This will kill the engine. Designed for cars with Standard ECU's or Historic Race cars. 92x50mm, 120g.
CK-BG-06-R (GT RED SWITCH)	
CK-BR-06-B (XR BLUE SWITCH)	The XR Isolator does not have a power input or power output. Instead it sends a signal which is wired up to either a Power Distribution Module or Motorsport ECU that has an ignition switch signal input. The ECU or Power Distribution Module will then shut down when it see's this signal - which then kills the engine. 60x45mm, 70g.
CK-BR-06-R (XR RED SWITCH)	

CARTEK FIA RAIN LIGHTS

Homologated by the FIA in 2010 this light meets all requirements including minimum size, light intensity, viewing angle, heat resistance and prolonged use reliability. The design has also been made robust to withstand the harsh environment of the race car whilst maintaining a small size and low weight.

PART #	DESCRIPTION
CK-LR-15-V (VERTICAL)	FIA approved rainlight comes with a single static mode and is available in two orientations, horizontal or vertical. 90X58mm, 145g.
CK-LR-15-H (HORIZONTAL)	
CK-LR-F3-V (VERTICAL)	FIA approved rainlight comes with triple mode (static, flashing or hazard if stalled or driving slowly) and is available in two orientations, horizontal or vertical. 90X58mm, 145g.
CK-LR-F3-H (HORIZONTAL)	

CARTEK POWER DISTRIBUTION PANELS

The CARTEK Power Distribution Panel is an all-in-one solid state solution to power distribution in your competition car. Designed to replace all the fuses, relays and switches. This unit greatly simplifies the wiring, saving weight and maximising reliability. The CARTEK Power Distribution Panel is a 16 channel PDM and Switch Panel in one. Unlike most PDM's on the market the Power Distribution Panel does not need a laptop to program the configuration.





STARTER MOTORS

WOSP offer a complete range of high output, lightweight, gear reduction starter motors manufactured in the UK using only OE platforms. WOSP starter motors are designed for motorsport use and carry a 12 month warranty. There are over 1,500 applications, below is a selection of the most popular units. Please call for further information.

APPLICATION	PART #	TYPE	POWER
AC			
AC COBRA	LMS173-11	DENSO	1.0KW
ALFA ROMEO			
8 TOOTH 1.3 / 1.6 / 1.75 / 2.0	LMS057/8	DENSO	1.4KW
9 TOOTH 1.3 / 1.6 / 1.75 / 2.0	LMS057/9	DENSO	1.4KW
ASTON MARTIN			
DB3-6	LMS016	DENSO	1.4KW
V8	LMS568	DENSO	1.4KW
V12	LMS068	DENSO	1.4KW
AUSTIN HEALEY			
3000 / 100-4	LMS005	DENSO	1.4KW
AUSTIN			
AUSTIN 7 '29-32' GEARBOX SIDE	LMS433	DENSO	1.4KW
AUSTIN 7 '29' ON ENGINE SIDE	LMS153	DENSO	1.4KW
BMW			
BMW M10/M12	LMS182	DENSO	2.0KW 'A/B'
BMW E30 M3	LMS221	DENSO	2.0KW 'A/B'
BUGATTI			
BUGATTI T35	LMS079	DENSO	1.0KW
BUGATTI T40 / T43 / T44	LMS538	DENSO	1.0KW
CATERHAM			
CATERHAM K SERIES	LMS430	HITACHI	1.4KW
CHEVROLET			
LS7/LS8, 6.0L, 6.2L, 7.0L	LMS322	DENSO	1.4KW
V8 SMALL & BIG BLOCK (153/168 RING)	LMS526	DENSO	
COVENTRY CLIMAX			
COVENTRY CLIMAX / LOTUS ELITE	LMS022	DENSO	1.0KW
COVENTRY CLIMAX PPF	LMS666	DENSO	1.4KW
FERRARI			
FERRARI 360	LMS390	DENSO	1.4KW
FERRARI 430	LMS259	DENSO	1.4KW
FERRARI 458	LMS369	DENSO	1.4KW
FORD BDA/BDG/FT200 104&110 TOOTH	LMS255	DENSO	1.4KW
FORD BDA / TWIN CAM 135 TOOTH	LMS702	DENSO	1.4KW
FORD BDG/FT200 104&110 TOOTH	LMS255	DENSO	1.4KW
FORD DURATEC LIGHTWEIGHT	LMS726	DENSO	1.4KW
FORD GT40 (ZF BOX)	LMS793	DENSO	1.4KW
FORD PINTO (110 TOOTH)	LMS043	DENSO	1.4KW
FORD V8 SMALL & BIG BLOCK	LMS173-11	DENSO	1.4KW
FORD X-FLOW (135 TOOTH)	LMS702	DENSO	1.4KW
FORD ZETEC	LMS058	DENSO	1.4KW
FORD ZETEC MK9	LMS292	DENSO	1.4KW
FORD PUMA 1.4/1.7, FIESTA 1.25/1.4	LMS793	DENSO	1.4KW
FORD ESSEX V4 / V6	LMS564	DENSO	1.4KW
FORD CVH	LMS058	DENSO	1.4KW
FORD FIESTA 2000 WRC	LMS732	DENSO	1.4KW
GROUP C			
SPICE GROUP C	LMS228	HITACHI	1.4KW
HONDA			
HONDA K20 / K24	LMS606	DENSO	1.4KW 'L/N'
JAGUAR			
JAGUAR D-TYPE	LMS030	DENSO	1.4KW 'L/N'
JAGUAR E-TYPE	LMS003	DENSO	1.4KW
JAGUAR V12	LMS017	DENSO	1.4KW
LOTUS			
CORTINA MKI & MKII, 10 TOOTH 2 BOLT	LMS269-10	HITACHI	1.4KW
CORTINA MKI & MKII, 9 TOOTH 2 BOLT	LMS269-9	HITACHI	1.4KW
LOTUS ELAN / TWIN CAM	LMS113	DENSO	1.0KW
LOTUS EXIGE / 2E/LEVEN	LMS230	DENSO	1.4KW
LOTUS ELISE S1/S2	LMS125	DENSO	1.4KW 'L/N'
LOTUS ELITE	LMS022	DENSO	1.0KW



LMS005



LMS182



LMS390



LMS173-11



LMS030



LMS125

APPLICATION	PART #	TYPE	POWER
MAZDA			
MAZDA MX5	LMS066	DENSO	1.4KW
MAZDA RX7	LMS331	DENSO	2.0KW 'L/N'
MAZDA RX8	LMS211	DENSO	1.4KW 'L/N'
MG			
MG ZS / ZR / METRO 1.4 & 1.6	LMS685	DENSO	1.4KW 'L/N'
MG MGA/MGB 3-SYNC	LMS002	DENSO	1.0KW
MG MGB 4-SYNC	LMS001	DENSO	1.0KW
MG MGC	LMS044	DENSO	1.0KW
MINI			
MINI (REPLACING INERTIA TYPE)	LMS011	DENSO	1.0KW
MINI (REPLACING PRE-ENGAGED TYPE)	LMS010	DENSO	1.0KW
MITSUBISHI			
MITSUBISHI EVO	LMS097	DENSO	1.2KW
MORGAN			
MORGAN 4/4 '69-81'	LMS008/9	DENSO	1.4KW
NISSAN			
NISSAN 350Z	LMS243	DENSO	2.0KW
NISSAN MICRA K11	LMS723	DENSO	1.2KW
NISSAN SKYLINE, GTR	LMS160	DENSO	1.4KW
PORSCHE			
PORSCHE 356 EARLY (109 TOOTH)	LMS167	DENSO	1.0KW
PORSCHE 911 (TYPE 959 GEARBOX)	LMS027-11	DENSO	2.0KW 'A/B'
PORSCHE 911 (TYPE 901 GEARBOX)	LMS027-11	DENSO	2.0KW 'A/B'
PORSCHE 911 '90-2012' G50	LMS679	DENSO	2.0KW
PORSCHE 911 97' ONWARDS	LMS682	DENSO	2.0KW
PORSCHE 924 2.0L '76-85'	LMS272	DENSO	1.4KW
PORSCHE 944	LMS574	DENSO	1.4KW
RACE			
BIKE ENGINED CAR (ANTI CLOCKWISE)	LMS362	DENSO	1.0KW
BIKE ENGINED CAR (CLOCKWISE)	LMS361	DENSO	1.0KW
RENAULT			
RENAULT 5 TURBO 1 & 2	LMS207	DENSO	1.4KW
RENAULT CLIO 172, 182, 197	LMS524	DENSO	1.4KW
ROVER			
ROVER SD1 2.3 / 2.6	LMS098	DENSO	1.0KW
ROVER V8 - MGBV8, MORGAN, SD1	LMS055	DENSO	1.4KW 'L/N'
SEAT			
SEAT CUPRA / IBIZA 1.8 20V TURBO	LMS554	DENSO	1.4KW
SUBARU			
SUBARU IMPREZA / LEGACY	LMS035	DENSO	1.0KW
SUZUKI			
SUZUKI SWIFT	LMS602	DENSO	1.4KW
TOYOTA			
TOYOTA 2T / 3T / 2TG	LMS697	DENSO	1.4KW
TOYOTA MR2 1.6	LMS039	DENSO	1.0KW
TOYOTA MR2 1.8 / CELICA '00-05'	LMS282	DENSO	1.4KW
TOYOTA MR2 2.0	LMS040	DENSO	1.4KW 'L/N'
TRIUMPH			
TRIUMPH TR2/3	LMS023	DENSO	1.4KW
TRIUMPH TR5-6	LMS020	DENSO	1.4KW
TRIUMPH TR7	LMS056	DENSO	1.4KW
TVR			
TVR TUSCAN	LMS564	HITACHI	1.4KW
TVR (ROVER V8 ENGINE) SUPER DUTY	LMS109	DENSO	2.0KW 'L/N'
VAUXHALL			
VAUXHALL 1.6 16V XE	LMS495	DENSO	1.4KW
VAUXHALL 2.0 XE	LMS086	DENSO	1.4KW
VOLKSWAGEN			
VW GOLF MK1 1.8L	LMS597	DENSO	1.4KW 'L/N'
VW GOLF MK3 2.8L	LMS532	DENSO	2.0KW 'L/N'



LMS066



LMS001



LMS027-11



LMS361



LMS282



LMS086

DYNATORS

WOSP offer a complete range of alternators to look and replace original dynamos. Built to be the most authentic and reliable on the market they are available to directly replace over 200 different models of dynamo. Whether you require a 6 or 12 volt, +ve or -ve ground they are the ideal upgrade for any classic car with outputs of up to 175A.

PART NO:	DESCRIPTION	AMP	VOLT	EARTH	WEIGHT
LMDC39	LUCAS C39 TYPE	50A	12	NEG	3.0KG
LMDC39T	LUCAS C39 WITH TACHO	50A	12	NEG	3.0KG
LMDC40	LUCAS C40 TYPE	50A	12	NEG	3.1KG
LMDC40S	LUCAS C40 SHORT	50A	12	NEG	3.0KG
LMDC40L	LUCAS C40 LONG	50A	12	NEG	3.2KG
LMDC40SD	LUCAS C40 SUPER DUTY	95A	12	NEG	4.2KG
LMDC42	LUCAS C42 TYPE	50A	12	NEG	3.3KG
LMDC42RD	LUCAS C42 REAR DRIVE	50A	12	NEG	3.3KG
LMDC42T	LUCAS C42 WITH TACHO	50A	12	NEG	3.3KG
LMDC45	LUCAS C45 TYPE	50A	12	NEG	3.9KG
LMDC45-65	LUCAS C45 HIGH OUTPUT	65A	12	NEG	3.9KG
LMDC47	LUCAS C47 TYPE	50A	12	NEG	TBC
LMDC48	LUCAS C48 TYPE	50A	12	NEG	TBC



LMDC40



LMDC39



LMDC40L



LMDC42



200 SERIES ALTERNATORS

WOSP 200 series OE Denso based market leading alternators. All WOSP 200 series alternators give a choice of fitment options and include a huge range of outputs, terminal connections. WOSP also manufacture a complete range of spares including pulleys, mounting brackets, kits, tensioners and looms. All WOSP alternators come with a 12 month warranty.

PART NO:	DESCRIPTION	AMP	HAND	LUGS	WEIGHT	CONNECTIONS
LMA200	UNIVERSAL RACE	50A	180°	2	2.5KG	B+/IG/L
LMA200HO	UNIVERSAL RACE	90A	180°	2	2.5KG	B+/IG/L
LMA201C	UNIVERSAL RACE	120A	180°	2	4.5KG	B+/IG/S/L
LMA201CHO	UNIVERSAL RACE	220A	180°	2	4.5KG	B+/IG/S/L
LMA203	UNIVERSAL RACE	65A	180°	2	3.2KG	B+/IG/L
LMA209	UNIVERSAL RACE	65A	180°	2	3.2KG	B+/IG/S/L
LMA209HO	UNIVERSAL RACE	120A	180°	2	3.2KG	B+/IG/S/L
LMA237	LH LUCAS TYPE	95A	LH	3	4.9KG	B+/LAMP
LMA259	RH LUCAS TYPE	95A	RH	3	4.9KG	B+/LAMP



LMA200



LMA203



LMA259

300 SERIES ALTERNATORS

WOSP 300 series alternators are based on the latest generation OE Denso platform super-efficient alternators. These race proven compact units offer the best size and power/weight ratio available and at far lower RPM than alternatives. This is due to their patented design which enables them to offer up to 80% of their maximum output at average idle speeds catering for the large electrical loads usually found at this time. Please call for more information.

PART NO:	DESCRIPTION	AMP	HAND	LUGS	WEIGHT	CONNECTIONS
UNIVERSAL 95 / 175 A RACE ALTERNATORS						
LMA300	UNIVERSAL 2 LUG	95	180°	2	3.9KG	B+/LAMP
LMA300HO	UNIVERSAL 2 LUG	175	180°	2	3.9KG	B+
LMA301	UNIVERSAL 3 LUG	95	180°	3	3.9KG	B+/LAMP
LMA301HO	UNIVERSAL 3 LUG	175	180°	3	3.9KG	B+
LMA302	UNIVERSAL 2 LUG	95	R/H	2	3.9KG	B+/LAMP
LMA302HO	UNIVERSAL 2 LUG	175	R/H	2	3.9KG	B+
LMA303	UNIVERSAL 3 LUG	95	L/H	3	3.9KG	B+/LAMP
LMA303HO	UNIVERSAL 3 LUG	175	L/H	3	3.9KG	B+
LMA320	UNIVERSAL 2 LUG	95	L/H	2	3.9KG	B+/LAMP
LMA320HO	UNIVERSAL 2 LUG	175	L/H	2	3.9KG	B+
UNIVERSAL 175 / 320 A RACE ALTERNATORS						
LMA319	UNIVERSAL 2 LUG	175	180°	2	5.3KG	B+/LAMP
LMA319HO	UNIVERSAL 2 LUG	320	180°	2	5.3KG	B+
LMA328	UNIVERSAL 3 LUG	175	3 LUG	3	5.3KG	B+/LAMP
LMA328HO	UNIVERSAL 3 LUG	320	3 LUG	3	5.3KG	B+
LMA306	UNIVERSAL 3 LUG	175	R/H 160°	3	5.3KG	B+/LAMP
LMA306HO	UNIVERSAL 3 LUG	320	R/H 160°	3	5.3KG	B+
LMA312	UNIVERSAL 4 LUG	175	4 LUG	4	5.3KG	B+/LAMP
LMA312HO	UNIVERSAL 4 LUG	320	4 LUG	4	5.3KG	B+
LMA327	UNIVERSAL 4 LUG	175	4 LUG	4	5.3KG	B+/LAMP
LMA327HO	UNIVERSAL 4 LUG	320	4 LUG	4	5.3KG	B+
UNIVERSAL 240 / 390 A RACE ALTERNATORS						
LMA315	PAD MOUNTED	240	PAD	4	6.9KG	B+/LAMP
LMA315HO	PAD MOUNTED	390	PAD	4	6.9KG	B+
LMA318	UNIVERSAL 4 LUG	240	4 LUG	4	6.9KG	B+/LAMP
LMA318HO	UNIVERSAL 4 LUG	390	4 LUG	4	6.9KG	B+



LMA300



LMA301



LMA320



LMA312



LMA319



LMA306



LMA315



LMA318

300 SERIES SPECIFIC ALTERNATORS

WOSP 300 series specific alternators are direct replacements to OE units with casings that are CNC machined from billet. These units combine high outputs at low RPM and superior reliability whilst being quick and easy to install. Below is a selection of standard power output options, for high output or other models please call.

PART NO:	DESCRIPTION	AMP	WEIGHT
ASTON MARTIN			
LMA347	V8 'EFI'	240	5.3KG
AUDI			
LMA356	80 RS2 & A8 / S8	175	5.3KG
LMA399	R8 LMP EARLY	175	3.9KG
BMW			
LMA344	CSL / M3 E30	175	5.3KG
CHEVROLET			
LMA349	V8 SMALL & BIG BLOCK	95	3.9KG
LMA392	V8 SMALL & BIG BLOCK	175	5.3KG
FERRARI			
LMA402	430	175	5.3KG
FORD			
LMA349	V8 SMALL & BIG BLOCK	95	3.9KG
LMA392	V8 SMALL & BIG BLOCK	175	5.3KG
LMA378	COSWORTH V-PULLEY	175	5.3KG
LMA361	SIERRA GROUP A	175	5.3KG
LMA330	FOCUS MK2 ST, RS	175	5.3KG
LMA311	DURATEC	175	5.3KG
LMA379	MULTI-GROOVE COSW	175	5.3KG
HONDA			
LMA324	K20 / K24	120	5.3KG
JAGUAR			
LMA371	E-TYPE S3 V12	175	5.3KG
LANCIA			
LMA368	INTEGRALE	175	5.3KG
MAZDA			
LMA373	2/3/6 2012 ON	175	5.3KG



LMA378



LMA361



LMA324

PART NO:	DESCRIPTION	AMP	WEIGHT
MITSUBISHI			
LMA337	EVO 4-9	175	5.3KG
NISSAN			
LMA374	240Z / 260Z / 280Z	95	3.9KG
LMA342	SKYLINE	175	5.3KG
PORSCHE			
LMA333	911 UP TO 73	175	5.3KG
LMA333-10	911 74-83	175	5.3KG
LMA333-11	911 84-89	175	5.3KG
LMA339	964 / 993	240	6.9KG
RADICAL			
LMA334	V8 RADICAL	95	3.9KG
RENAULT			
LMA372	CLIO III & IV	175	3.9KG
ROVER			
LMA321	K SERIES	95	3.9KG
SUBARU			
LMA369	IMPREZA (EJ)	175	5.6KG
LMA386	IMPREZA (EZ)	175	5.6KG
VAUXHALL			
LMA345	C14/C16/C20 XE	95	3.9KG
LMA367	C14/C16/C20 XE	175	5.3KG
UNIVERSAL			
LMA393	BOSCH B3 DIRECT	175	5.3KG
LMA395	BOSCH GCM1 DIRECT	95	3.9KG
LMA359	LUCAS 11AC 2 LUG	95	3.9KG
LMA360	LUCAS 11AC 2 LUG	175	5.3KG



LMA333



LMA339



LMA321



Omex microprocessor based rev limiters and shift lights feature their method of calibration where rev limit or shift point is set independently of the car's tachometer, eliminating instrument error. Digital timing ensures response within 1 engine revolution. The unit measures 82mm x 40mm x 22mm, is flame-retardant, and has a safety feature which prevents changes from being made while the engine is running. All shift lights are compatible with 2, 4, 6 and 8 cylinder engines, distributorless ignition and CDI systems with a tach output.

REV LIMITER CLUBMAN

This rev limiter provides one of the smoothest engine cuts of any aftermarket system available, featuring user-selectable hard or soft cut. The shift point can be set from 1,000 RPM to 20,000 RPM (2 & 4 cylinder), 12,000 RPM (6 cylinder) and 10,000 RPM (8 cylinder). Not suitable for CDI ignition systems. This system is also available with LAUNCH CONTROL. This is an additional lower rev limit (operated by a push-button) for reducing wheel-spin at the start line. The button is waterproof and it can be mounted on the steering wheel, dashboard or gear knob.

SHIFT LIGHT SEQ PRO

The SEQUENTIAL system has 4 high-power coloured LEDs in an external unit. The LEDs light incrementally as the shift point is approached, and can be programmed to light at intervals of between 0 and 600 RPM per LED from the shift point. The shift point can be set from 2,000 RPM to 20,000 RPM (2 & 4 cylinder and distributorless ignition systems), 12,000 RPM (6 cylinder) and 10,000 RPM (8 cylinder). The PRO system uses an ultra-bright, dash-mounted LED. The shift point can be set from 1,000 RPM to 20,000 RPM (2 & 4 cylinder and distributorless ignition systems), 12,000 RPM (6 cylinder) and 10,000 RPM (8 cylinder).

SPEED SYSTEM

The Speed System combines a rev limiter and shift light, and uses an external ultra-bright 10mm LED which can be dash-mounted. The system uses Omex soft-cut technology and operates from 3,000 RPM to 20,000 RPM (2 & 4 cylinder), 12,000 RPM (6 cylinder) and 10,000 RPM (8 cylinder). Not suitable for CDI ignition systems.

PART NO:	DESCRIPTION
RLC	REV LIMITER CLUBMAN
RLCT	REV LIMITER CLUBMAN TWIN COIL
RLCLC	REV LIMITER CLUBMAN WITH LAUNCH CONTROL
RLCLCT	REV LIMITER CLUBMAN WITH LAUNCH CONTROL, TWIN COIL
SLS	SHIFT LIGHT SEQUENTIAL
SLP	SHIFT LIGHT PRO
SYS	SPEED SYSTEM SINGLE COIL
SYST	SPEED SYSTEM TWIN COIL



RLC



RLCLC



SLS



SYS



Armtech Motorsport Electronics products use the latest microprocessor technology, giving high reliability and ease of use. Rev limiters and the Speed Shift System are user adjustable to any engine speed up to 54,000 sparks/minute, and are compatible with all 12 volt, negative earth contact breaker systems, optical breaker systems, transistorised and ECU ignition systems. Rev limiters use the Intelligent Misfire System for smooth, safe limiting action.

REV LIMITERS

Armtech rev limiters are precisely controlled to provide effective protection against over-revving of performance engines. The unit is easy to install and allows the rev limit speed to be set quickly at any time. The system can be supplied as a coil-mounted kit, or a panel/bulkhead-mounted kit. The rev limiter is also available with the Full Throttle Gear Shift Facility, allowing the driver to change gear without lifting off the throttle (this system is panel-mounted).

SPEED SHIFT

The Speed Shift provides Full Throttle Gear Shifts, shift Up (red) and shift Down (green) lights and a rev limiter. The Full Throttle Gear Shift Function allows for engine speed to be precisely maintained and for quicker gear shifts. The system is easy to install and the four functions are simply set up at the touch of a button. This system can be enhanced with a launch control Switch.

HYBRID BATTERY ISOLATOR

This product was designed with an emphasis on reliability and high power capacity. The unit is compact, rainproof, shockproof and it can be chassis mounted, so long lengths of high current cable are not necessary. Capacities: 1000 amps instantaneous, 250 amps sustained.

SHIFT LIGHT

Features an integral, remote mounting ultra-bright light as well as an output driver for any other indicator or 12 volt alarm or buzzer. User adjustable to any engine speed up to 54,000 sparks/minute. The shift speed is quickly set at any time, using one finger and with the engine running at 1/2 shift speed.

LAUNCH CONTROL SWITCH

A steering wheel mounted, waterproof push-button switch, providing an extra manual rev limiter to reduce wheel-spin off the start line when used in conjunction with the Speed Shift or a rev limiter.

PART NO:	DESCRIPTION
15RL01	REV LIMITER COIL MOUNTED
15RL02	REV LIMITER PANEL MOUNTED SINGLE COIL
15RL03	REV LIMITER PANEL MOUNTED TWIN COIL
15RL04	REV LIMITER FULL THROTTLE SINGLE COIL
15RL05	REV LIMITER FULL THROTTLE TWIN COIL
10SS02	SPEED SHIFT TWIN COIL
80LC01	LAUNCH CONTROL SWITCH
20SL01	SHIFT LIGHT
70BC06	BATTERY ISOLATOR



15RL02



70BC06



15RL01



10SS01



20SL01



CTEK BATTERY CHARGERS

CTEK's unparalleled innovation has enabled it to develop cutting-edge technology with several patented functions and properties that make CTEK battery chargers and accessories unique. CTEK offers the market high-quality, reliable chargers and accessories.

PART NO:	DESCRIPTION	CHARGING CURRENT	CHARGER TYPE	BATTERY CAPACITY
MXS3.8	ALL ROUND CHARGER WITH PATENTED FLOAT/PULSE MAINTENANCE	3.8A	7 STEP AUTO	1.2-80AH
MXS5.0	ADVANCED CHARGER WITH UNIQUE BATTERY/ALTERNATOR TESTING	5.0A	8 STEP AUTO	1.2-110AH
MXS7.0	POWERFUL CHARGING FOR SLIGHTLY LARGER BATTERIES	7.0A	8 STEP AUTO	14-150AH
MXS10.0	PROFESSIONAL TECHNOLOGY CHARGER IN CONSUMER FORM	10.0A	8 STEP AUTO	20-200AH





LUCAS IGNITION COILS

High performance 12V Lucas ignition coil. Allows plug gap to be increased for better combustion which gives better performance and economy. The DLB105 has a primary resistance of 3 Ohms and the DLB198 1 Ohm.

PART NO:	DESCRIPTION
DLB105	LUCAS SPORTS COIL, POINTS IGNITION
DLB198	LUCAS SPORTS COIL, ELECTRONIC IGNITION



LUCAS SWITCHES

For older sports cars. The 12V momentary starter switch has a push button, chrome bezel and spade terminals. The 12V T head master switch is rated for continuous load of 150A or intermittent loads of 1500A.

PART NO:	DESCRIPTION
SPB106	12 V 11A MOMENTARY STARTER SWITCH
SSB106	12V T HEAD BATTERY MASTER SWITCH




Fire & Safety Systems Ltd

LIFELINE RAIN LIGHT

New Lifeline rainlight developed for international and national motorsport use. The High Intensity Rear LED Rain Light unit is homologated for competition use by the MSA and FIA. To give the best visibility in the most extreme situations the High Intensity Rear LED Rain Light uses the latest surface mount LED technology. An additional flash feature is included.

LIFELINE - FIA ALL MOTORSPORT	
PART NO:	DESCRIPTION
421-100-011	11 LED, 12V LIFELINE FLASHING RAINLIGHT, 62X100X21.5MM, 230G




VOLTAGE REGULATORS

Racetech voltage regulators. All voltage regulators can be configured to individual applications. Specs: Control Voltage, 13.8-14v @ 5-75 Deg/C
Max current dissipation short periods, 15 Amps

PART NO:	APPLICATION
TYPE2535MK2	COSWORTH DFR AND LATER DFV
TYPE2535MK3	COSWORTH HC HART F1 & TURBO ENGINES



RAIN LIGHT

MSA approved 50 LED cluster housed in a 52mm diameter high strength single piece body angled at 10 degrees for optimum visibility. Comes with resistor protection.



RACETECH 52MM - FIA FOR SINGLE SEATER	
PART NO:	DESCRIPTION
RL01	12V RACETECH RAINLIGHT
RL9V	9V RACETECH RAINLIGHT

ELECTRICAL PARTS/SWITCHES

Miscellaneous switches, buttons & lights.

PART NO:	DESCRIPTION
GE338R	50A HEAVY DUTY ENGINE START BUTTON, ILLUMINATED
721	MERIT STARTER BUTTON
635H	TOGGLE SWITCH ON / OFF
631H	TOGGLE SWITCH ON / OFF
639H	TOGGLE SWITCH ON / OFF / ON
U851	ALL WEATHER BOOT FOR 63*H SWITCHES
MO 738	TOGGLE SWITCH WITH AIRCRAFT STYLE FLIP COVER
942-100-001	MOMENTARY SWITCH WITH RED BUTTON
MO 750	WARNING LIGHT BLUE 17MM BLACK RIM
MO 751	WARNING LIGHT AMBER 17MM BLACK RIM
MO 752	WARNING LIGHT GREEN 17MM BLACK RIM
MO 753	WARNING LIGHT RED 17MM BLACK RIM

TOGGLE SWITCHES



U851



721



GE338R



WARNING LIGHTS



MO 738








942-100-001



ALSO AVAILABLE WITH CHROME RIMS

THIN WALL AUTOMOTIVE CABLE

High grade thin wall PVC insulation offers good flexibility and as well as being hard to cut through it is also resistant to petrol, diesel, oil and diluted acid. These cables offer a considerable reduction in weight and volume compared with standard cables. They are available as a pack size of 5/10M or a roll of 30/50M.

PART NO:	SUGGESTED APPLICATION	CORE SIZE MM ²	O.D MM	CURRENT RATING (AMPS)	MAX LOAD (WATTS @ 12V)	COLOURS	PACK SIZE/ROLL SIZE
RW0.75	SIDE/TAIL LIGHTS, SENSORS	0.75	1.9	14	168		10M/50M
RW1.5	HORN, FUEL/WATER PUMP	1.5	2.4	21	252		10M/50M
RW2.5	COOLING FAN, HEAD LAMPS	2.5	3.0	29	348		10M/50M
RW4.0	DYNAMO, ALTERNATOR AND	4.0	3.8	39	468		5M/30M
RW6.0	AMMETER CIRCUITS	6.0	4.3	50	600		5M/30M



Engine Ancillaries



OUR SUPPLIERS



ENGINE ANCILLARIES

ITG AIR FILTERS	51
SAENZ CONNECTING RODS	52
SUPERTRAPP SILENCERS	52
ARE DRY SUMP SYSTEMS	52

FOR COOLING FANS SEE PAGE 28
FOR SPARK PLUG WIRES SEE PAGE 45
FOR MSD IGNITION SEE PAGES 44-45
FOR ALTERNATORS & STARTER MOTORS SEE PAGES 46-47
FOR VOLTAGE REGULATORS SEE PAGE 49
FOR ENGINE OILS & TREATMENTS SEE PAGES 59-63
FOR GASKETS & SEALANTS SEE PAGES 62-63
FOR GAUGES & ACCESSORIES SEE PAGES 100-102
FOR DATA LOGGING SEE PAGE 103
FOR EXHAUST WRAP, HEAT SHEILDING AND INSULATION SEE PAGES 77-80
FOR CUSTOM MADE HOSES SEE PAGE 82
FOR HOSES & FITTINGS SEE PAGES 83-93



Raceparts are official distributors for ITG, which are widely regarded as the brand leader in motorsport air filters. ITG (Induction Technology Group) supplies lightweight high performance air filters to all forms of Motorsport and can also manufacture bespoke filters.

MEGAFLOW FILTERS

Versatile red-band filters for road or race. 2 outer layers of foam provide optimum filtration and load-up capacity and inner layer made of special self-extinguishing foam. All Megaflow filters are available as a flat top or domed (sausage) top shape.

DIMENSIONS ARE OUTLINED IN THE BELOW TABLES.



A = INTERNAL HEIGHT



RECOMMENDATIONS:

ITG recommend fitting the tallest element possible, though a gap of 13mm must be left over the filter for air to circulate. If using ram pipes there must be a minimum gap of 19mm but 32mm is recommended between end of pipe and underside of filter. BHP ratings are dependent on number of cylinders & quantity of filters being used. Please call for info.

PART NO:	A	B	C	D
JC20/25	25	148	192	50
JC20/40	40	148	192	65
JC20/65	65	148	192	90
JC20/100	100	148	192	125



JC20 - SINGLE CARB FILTER
BASEPLATE SOLD SEPARATELY

PART NO:	A	B	C	D
JC55/25	25	148	500	50
JC55/40	40	148	500	65
JC55/65	65	148	500	90
JC55/100	100	148	500	125



JC55 - MULTI CARB FILTER
BASEPLATE SOLD SEPARATELY

PART NO:	A	B	C	D
JC30/25	25	149	298	50
JC30/40	40	149	298	65
JC30/65	65	149	298	90
JC30/100	100	149	298	125



JC30 - SINGLE CARB FILTER
BASEPLATE SOLD SEPARATELY

PART NO:	A	B	C	D
JC100/25	25	142	608	50
JC100/40	40	142	608	65
JC100/65	65	142	608	90
JC100/100	100	142	608	125



JC100 - MULTI CARB FILTER
BASEPLATE SOLD SEPARATELY

PART NO:	A	B	C	D
JC40/25	25	142	379	50
JC40/40	40	142	379	65
JC40/65	65	142	379	90
JC40/100	100	142	379	125



JC40 - SMALL TWIN CARB FILTER
BASEPLATE SOLD SEPARATELY

FORMULA FORD FILTERS

PART NO:	A	B	C	D
JC10	80	148	192	105
JC10R	130	148	192	155
JC20/100FF	NEW F/FORD FILTER REPLACES K&N 56-9290			
67JC20	BASEPLATE FOR ABOVE FILTER			



JC10 - FORMULA FORD FILTERS
BASEPLATE INCLUDED

PART NO:	A	B	C	D
JC50/25	25	148	436	50
JC50/40	40	148	436	65
JC50/65	65	148	436	90
JC50/100	100	148	436	125



JC50 - BIG TWIN CARB FILTER
BASEPLATE SOLD SEPARATELY

JC70/71 DFV RACING FILTER

PART NO:	LENGTH	WIDTH	HEIGHT
JC70	503	135	85
JC71	453	135	85



JC70 - COSWORTH DFV FILTER
BASEPLATE INCLUDED

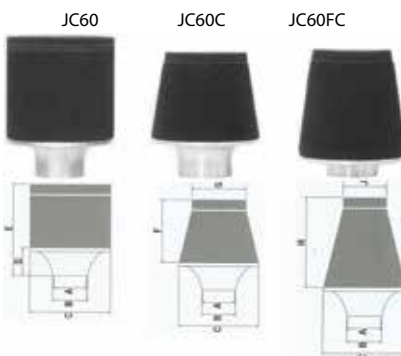
MEGAFLOW BASEPLATES

For blank baseplate add baseplate to end of part number or for specific pre-cut baseplates please call.

CONICAL FILTERS (RATED TO 600 BHP)

Larger sizes available on request

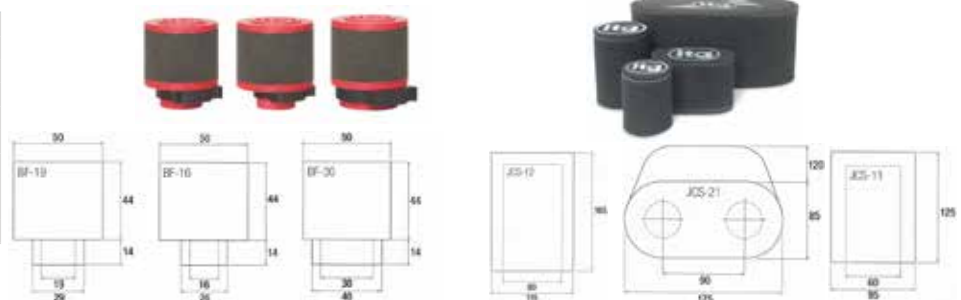
PART NO:	A	B	C	D	E	F	G	H	J
JC60/58	58	61	149	33	153	121	114	152	114
JC60/60	60	63	149	52	172	121	114	152	114
JC60/63	63	66	149	52	172	121	114	152	114
JC60/67	67	70	149	54	194	121	114	152	114
JC60/70	70	73	149	54	194	121	114	152	114
JC60/73	73	76	149	50	190	121	114	152	114
JC60/78	78	81	149	44	186	121	114	152	114
JC60/80	80	83	180	55	215	152	149	N/A	N/A
JC60/86	86	89	180	53	213	152	149	N/A	N/A



ALL FILTERS
REQUIRE OILING
BEFORE USE.

ACCESSORIES

PART NO:	DESCRIPTION
BF-19	CRANKCASE BREATHER 19MM ID
BF-16	CRANKCASE BREATHER 16MM ID
BF-30	CRANKCASE BREATHER 30MM ID
JCS-11	FOAM SOCK 95MM OD, 125MM LONG
JCS-12	FOAM SOCK 115MM OD, 165MM LONG
JCS-21	FOAM SOCK TWIN L:175 W:85 H:120
JDR/1	DUST RETENTION SPRAY 200ML "CIRCUIT RACING"
JDR/2	AIR FILTER OIL 200ML "RALLYING"





Raceparts (UK) LTD are distributors for SAENZ connecting rods in the UK. Saenz connecting rods are without question the best quality con rod available on the market. The Saenz corporation has been manufacturing top quality connecting rods since 1989. Offering maximum strength and performance at the minimum weight. Rods are available in "H" shape cross section or "I" shape cross section.

FOR A QUOTE; ASK FOR COPY OF THE COMPLETE THE SPEC. SHEET.

CAR TYPE: _____
 ENGINE: _____
 # OF CYL: _____
 CYL BORE: _____
 MAX RPM: _____
 STROKE: _____
 ROD BOLTS: _____
 MAX HP: _____
 PISTON WEIGHT: _____
 TARGET WEIGHT: _____
 CONTACT: _____
 PHONE: _____
 FAX: _____
 E-MAIL: _____
 QUANTITY REQUIRED: _____



SILENCERS

HOW TO SELECT THE RIGHT SUPERTRAPP

All Supertrapps are defined by the disc diameter, either 3", 4" or 5". Each disc size is rated for maximum horsepower per silencer. As exhaust pipe diameter, sound level and horsepower increase, so does the need for the larger diffuser discs. The larger diffuser discs not only give more silencing, but also provide increased flow for high-output engines. Choosing the correct disc size and number of silencers required will entail some consideration of the size and horsepower of your engine. The larger your engine, the more noise you will need to quieten, without creating unwanted back pressure. Below are some general guidelines to assist you with your selection. Multiple silencers may be used when referring to the application table.

APPLICATION TABLE

MODEL NO.	DISC DIA (OD)	MAX HP	DISP. (CC)	APPLICATION
344	3"	100	1500	3" DISC ONLY: FOR APPLICATIONS WHERE MINIMAL NOISE REDUCTION IS REQUIRED; AVAILABLE WITH 1.5", 1.75", 2" AND A BOLT ON MODEL FOR MEGAPHONES WITH 3" OUTLET
444	4"	250	4000	4" DISC ONLY: ONLY SUITABLE WHERE MINIMAL SOUND CONTROL IS REQUIRED, AVAILABLE INLET SIZES; 2", 2.25" & 2.5"
544	5"	400	6000	5" DISC ONLY: USE AS A TUNING DEVICE WITH MINIMAL SOUND REDUCTION, SUITABLE FOR ENGINES WITH 2.5"-3.5" EXHAUST OUTLETS, INCLUDING V8'S. AVAILABLE INLET SIZES; 2.5", 3" & 3.5"

PART NUMBERS

PART NO.	DESCRIPTION
344-1705	3" DISC KIT FOR 1.75" O.D PIPE
344-2005	3" DISC KIT FOR 2" O.D PIPE
344-3004	3" DISC KIT FOR 3" O.D PIPE
444-2003	4" DISC KIT FOR 2" O.D PIPE
444-2203	4" DISC KIT FOR 2.25" O.D PIPE
444-2503	4" DISC KIT FOR 2.5" O.D PIPE
544-2503	5" DISC KIT FOR 2.5" O.D PIPE
544-3003	5" DISC KIT FOR 3" O.D PIPE
544-3503	5" DISC KIT FOR 3.5" O.D PIPE
WADD3	1M X 1M SILENCER WADDING



USING YOUR SUPERTRAPP

ADD DISCS TO INCREASE THE EXHAUST OPENING AND REDUCE BACK PRESSURE.

- INCREASES THE POWER BAND.
- MORE TOP END TORQUE.
- INCREASES THE EXHAUST TONE.
- LEANS OUT THE CARBURETION.

REMOVE DISCS TO DECREASE THE EXHAUST OPENING AND INCREASE BACK PRESSURE.

- DECREASES THE POWER-BAND.
- MORE LOW END TORQUE.
- DECREASES THE EXHAUST TONE.
- ENRICHES THE CARBURETION.



MITSUBISHI EVO



OIL TANKS



OIL PUMPS



SCREEN FITTINGS



AIR/OIL SEPARATOR

Fasteners



OUR SUPPLIERS



AeroCatch™



FASTENERS

SELF EJECTING FASTENERS	54
PUSH BUTTON EJECTING FASTENERS	54
LATCHES	54
AEROLOC FASTENERS	55
1/4 TURN & CAMLOC	55
AEROCATCH & BONNET PINS	56
PIP PINS, LIVE LOCK & KEENSERTS	57

FOR CIRCLIPS SEE PAGE 74

FOR TYRAPS & LOCKWIRE SEE PAGE 74

FOR TAPES SEE PAGE 75

FOR HOSE CLIPS SEE PAGE 98

FOR NUTS & BOLTS SEE PAGES 107-109

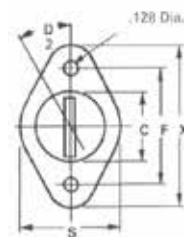
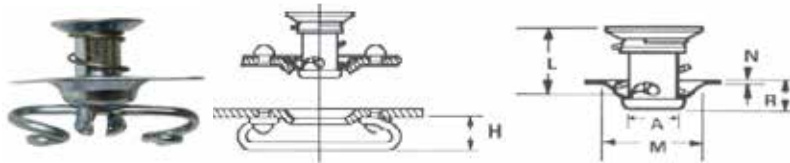
FOR DZUS TOOL SEE PAGE 137

EHF SELF EJECTING FASTENERS

Self ejecting fasteners are designed for use on curved or contoured surfaces where ejection of the fastener is essential for removal of the top panel. The ejecting mechanism also gives an instant signal that the fastener is unlocked. EHF are available with flush head only. EHF5 ejecting fasteners use 'S5' springs and EHF6 use 'S6' springs. All EHF fasteners are zinc plated mild steel.

FASTENERS		FASTENER TYPE	A	C	D	F	M	N	R	S	X
PART NO:	SHAFT LENGTH = L	EHF5	5/16"	5/8"	30 DEG	1.06"	11/16"	0.022"	0.27"	7/8"	1.47"
EHF5-40	0.400"	EHF6	3/8"	3/4"	23 DEG	1.35"	7/8"	0.025"	0.31"	1 3/32"	1.725"
EHF5-45	0.450"										
EHF5-50	0.500"										
EHF5-55	0.550"										
EHF5-60	0.600"										
EHF5-65	0.650"										
EHF5-70	0.700"										
EHF5-85	0.850"										
EHF6-50	0.500"										
EHF6-60	0.600"										
EHF6-65	0.650"										
EHF6-70	0.700"										
EHF6-75	0.750"										

SPRINGS 5-SERIES		SPRINGS 6-SERIES	
PART NO:	SPRING CLEARANCE = H	PART NO:	SPRING CLEARANCE = H
S5-225	0.225"	S6-250	0.250"
S5-250	0.250"	S6-300	0.300"
S5-300	0.300"	S6-400	0.400"
S5-325	0.325"	S6-425	0.425"



To calculate the correct pairing of fastener and spring use the following formula:

Add together the thickness of both panels to be fastened and the spring clearance (Dim H). Subtract spring deflection (0.047" for 5 series, 0.062" for 6 series). Then select the fastener with the nearest shaft length (Dim L).

SELF EJECTING FASTENER TOOL	
PART NO:	DESCRIPTION
EHF7602	TOOL FOR ADJUSTING SPRING HEIGHT



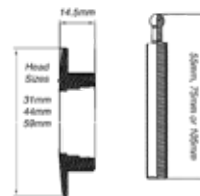
The spring height adjusting tool for use with the S5 series springs is perfect for ensuring a perfect fit. This durable yet lightweight tool is quick and easy to use. The tool pulls the spring evenly so as not to damage or distort the spring.

PUSH BUTTON EJECTING FASTENERS

The push button quick latches are machined from 6063-T6 alloy and S-303 stainless steel. These push to release style latches can be used for many applications including body panels. Each latch can handle up to 90 kilos of force and can easily replace existing fasteners. There are a number of accessories available for these latches including pop springs and mounting cups. If the latch is used for a vehicle bonnet, then a secondary safety latch is recommended. Available in full polished and high gloss black.

ROUND HEAD STYLE	
PART NO:	DESCRIPTION
PFEQL10	QUICK LATCH 31MM HEAD DIA, 55MM STUD LENGTH SILVER
PFEQL10BK	QUICK LATCH 31MM HEAD DIA, 55MM STUD LENGTH BLACK
PFEQL15	QUICK LATCH 44MM HEAD DIA, 75MM STUD LENGTH SILVER
PFEQL15BK	QUICK LATCH 44MM HEAD DIA, 75MM STUD LENGTH BLACK
PFEQL20	QUICK LATCH 59MM HEAD DIA, 75MM STUD LENGTH SILVER
PFEQL20BK	QUICK LATCH 59MM HEAD DIA, 75MM STUD LENGTH BLACK

Z HEAD STYLE	
PART NO:	DESCRIPTION
PFEQLZ370	QUICK DZUS/Z STYLE LATCH SMALL SILVER, 1.06" CENTRES
PFEQLZ370BK	QUICK DZUS/Z STYLE LATCH SMALL BLACK, 1.06" CENTRES
PFEQLZ500	QUICK DZUS/Z STYLE LATCH LARGE SILVER, 1.35" CENTRES
PFEQLZ500BK	QUICK DZUS/Z STYLE LATCH LARGE BLACK, 1.35" CENTRES



ACCESSORIES	
PART NO:	DESCRIPTION
PFEQLC	CUP FOR Z HEAD AND 31MM ROUND HEAD FASTENERS
PFEQLSK	5PCS SPRING KIT

LATCHES



SLIDE LATCHES	
PART NO:	DESCRIPTION
1500	SLIDE LATCH
150003	SLIDE LATCH BUSH



NARROW TOGGLE LATCHES	
PART NO:	DESCRIPTION
TL802-B	TOGGLE LATCH
TL802-2	TOGGLE LATCH STRIKE



DZUS SECONDARY LOCK LATCHES	
PART NO:	DESCRIPTION
TL100AX	SECONDARY LOCK LATCH
TL100-5	STRIKE FOR ABOVE LATCH



CAMLOC SECONDARY LOCK LATCHES	
PART NO:	DESCRIPTION
V95L1041X1	SECONDARY LATCH
V95L171AGV	STRIKE FOR LATCH



AEROLOC

AeroLoc is the result of extensive R&D between SFC and Camloc which addresses some common customer issues with similar products already available in the market. AeroLoc provides a consistent, durable and reliable flush fitting fastener that stays locked in place.



PART NUMBERS						
200-1000 SERIES	200-1100 SERIES	200-5000 SERIES	200-5100 SERIES	GRIP MIN MAX	SHIM	RECEPTACLE
200-1007	200-1107	200-5007	200-5107	3.55-4.30	205-9015	205-1000
200-1007	200-1107	200-5007	200-5107	4.30-5.10	205-9018	205-1000
200-1007	200-1107	200-5007	200-5107	5.10-5.85	N/A	205-1000
200-1008	200-1108	200-5008	200-5108	5.85-6.60	N/A	205-1000
200-1009	200-1109	200-5009	200-5109	6.60-7.30	N/A	205-1000
200-1010	200-1110	200-5010	200-5110	7.30-8.15	N/A	205-1000
200-1011	200-1111	200-5011	200-5111	8.15-8.99	N/A	205-1000

CAMLOC 1/4 TURN FASTENERS

Camloc 2600/2658 series general purpose 1/4 turn fasteners. Integral stud cup protects top panel surface from abrasion.



CAMLOC 1/4 TURN 2600 FASTENERS	
PART NO:	FASTENING DEPTH
2600-1	0.76-1.51MM SLOT HEAD
2600-2	1.52-2.27MM SLOT HEAD
2600-3	2.28-3.03MM SLOT HEAD
2600-4	3.04-3.80MM SLOT HEAD
2600-5	3.81-4.56MM SLOT HEAD
2600-6	4.57-5.32MM SLOT HEAD
2600-7	5.33-6.08MM SLOT HEAD
2600-8	6.09-6.84MM SLOT HEAD
2600-9	6.85-7.61MM SLOT HEAD
2600-10	7.62-8.37MM SLOT HEAD
PART NO:	DESCRIPTION
2600-LW	RETAINING WASHER
212-12	RECEPTACLE

CAMLOC 1/4 TURN 2658 FASTENERS	
PART NO:	FASTENING DEPTH - TYPE
2658-1	0.76-1.51MM CROSS HEAD
2658-2	1.52-2.27MM CROSS HEAD
2658-3	2.28-3.03MM CROSS HEAD
2658-4	3.04-3.80MM CROSS HEAD
2658-5	3.81-4.56MM CROSS HEAD
2658-6	4.57-5.32MM CROSS HEAD
2658-7	5.33-6.08MM CROSS HEAD
2658-8	6.09-6.84MM CROSS HEAD
2658-9	6.85-7.61MM CROSS HEAD
2658-10	7.62-8.37MM CROSS HEAD
PART NO:	DESCRIPTION
2600-LW	RETAINING WASHER
212-12	RECEPTACLE

CAMLOC 1/4 TURN 4002 FASTENERS	
PART NO:	FASTENING DEPTH - TYPE
4002-5	3.55-4.30MM SLOT HEAD
4002-6	4.30-5.10MM SLOT HEAD
4002-7	5.10-5.85MM SLOT HEAD
4002-8	5.85-6.60MM SLOT HEAD
4002-9	6.60-7.30MM SLOT HEAD
4002-10	7.30-8.15MM SLOT HEAD
4002-11	8.15-8.90MM SLOT HEAD
4002-12	8.90-9.65MM SLOT HEAD
4002-13	9.65-10.40MM SLOT HEAD
4002-14	10.40-11.20MM SLOT HEAD
4002-15	11.20-11.95MM SLOT HEAD
PART NO:	DESCRIPTION
4002-N*	GROMMET
R4G	RETAINING RING
214-16	RECEPTACLE

CAMLOC 1/4 TURN 4055 FASTENERS	
PART NO:	FASTENING DEPTH - TYPE
4055-5	3.55-4.30MM CROSS HEAD
4055-6	4.30-5.10MM CROSS HEAD
4055-7	5.10-5.85MM CROSS HEAD
4055-8	5.85-6.60MM CROSS HEAD
4055-9	6.60-7.30MM CROSS HEAD
4055-10	7.30-8.15MM CROSS HEAD
4055-11	8.15-8.90MM CROSS HEAD
4055-12	8.90-9.65MM CROSS HEAD
4055-13	9.65-10.40MM CROSS HEAD
4055-14	10.40-11.20MM CROSS HEAD
4055-15	11.20-11.95MM CROSS HEAD
PART NO:	DESCRIPTION
4002-N*	GROMMET
R4G	RETAINING RING
214-16	RECEPTACLE



PANEX 1/4 TURN FASTENERS

The Panex 1/4 Turn Fastener range is one of the best known quick release fastening systems in the world today. Retention of the stud is achieved with either a plastic or steel retainer. The receptacle is either push-on (requiring minimal preparation) or rivet-on. The quarter turn studs listed are 6mm diameter.



PANEX 1/4 TURN 316-1 SLOT HEAD FASTENERS	
PART NO:	FASTENING DEPTH - TYPE
316-110-190	2.5-3.4MM SLOT HEAD, ZINC PLATED
316-111-190	3.5-4.4MM SLOT HEAD, ZINC PLATED
316-112-190	4.5-5.4MM SLOT HEAD, ZINC PLATED
316-113-190	5.5-6.4MM SLOT HEAD, ZINC PLATED
316-114-190	6.5-7.4MM SLOT HEAD, ZINC PLATED
316-115-190	7.5-8.4MM SLOT HEAD, ZINC PLATED
316-116-190	8.5-9.4MM SLOT HEAD, ZINC PLATED
316-117-190	9.5-10.4MM SLOT HEAD, ZINC PLATED
316-118-190	10.5-11.4MM SLOT HEAD, ZINC PLATED
316-119-190	11.5-12.4MM SLOT HEAD, ZINC PLATED
316-120-190	12.5-13.4MM SLOT HEAD, ZINC PLATED
316-121-190	13.5-14.4MM SLOT HEAD, ZINC PLATED
316-122-190	14.5-15.4MM SLOT HEAD, ZINC PLATED
316-123-190	15.5-16.4MM SLOT HEAD, ZINC PLATED
316-124-190	16.5-17.4MM SLOT HEAD, ZINC PLATED



RECEPTACLES & RETAINERS	
PART NO:	DESCRIPTION
336-400-190	RIVET-ON RECEPTACLE
336-300-190	PUSH-ON RECEPTACLE
326-100-040	6MM PLASTIC RETAINER
326-101-190	STAINLESS RETAINER

PANEX 1/4 TURN 316-4 D-RING FASTENERS	
PART NO:	FASTENING DEPTH - TYPE
316-410-190	2.5-3.4MM D-RING HEAD, ZINC PLATED
316-411-190	3.5-4.4MM D-RING HEAD, ZINC PLATED
316-412-190	4.5-5.4MM D-RING HEAD, ZINC PLATED
316-413-190	5.5-6.4MM D-RING HEAD, ZINC PLATED
316-414-190	6.5-7.4MM D-RING HEAD, ZINC PLATED
316-415-190	7.5-8.4MM D-RING HEAD, ZINC PLATED
316-416-190	8.5-9.4MM D-RING HEAD, ZINC PLATED
316-417-190	9.5-10.4MM D-RING HEAD, ZINC PLATED
316-418-190	10.5-11.4MM D-RING HEAD, ZINC PLATED
316-419-190	11.5-12.4MM D-RING HEAD, ZINC PLATED
316-420-190	12.5-13.4MM D-RING HEAD, ZINC PLATED
316-421-190	13.5-14.4MM D-RING HEAD, ZINC PLATED
316-422-190	14.5-15.4MM D-RING HEAD, ZINC PLATED
316-423-190	15.5-16.4MM D-RING HEAD, ZINC PLATED
316-424-190	16.5-17.4MM D-RING HEAD, ZINC PLATED

AEROCATCH KITS

AeroCatch® are aerodynamic, low profile bonnet pins and panel fasteners setting new standards in panel fixing providing a wide variety of fixing solutions.

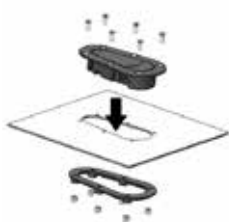
The 120 & 125 Series are the most popular from the AeroCatch® bonnet pin range and are available in black and carbon look, locking and non locking for circuit use and the Xtreme Aerocatches are for rally or off road use.

AeroCatch® 320 & 325 series offers an aerodynamic, high strength tension latch for securely fastening panels together with the added feature of a shear engagement tongue allowing the latch to carry loads in 3 axis and is most commonly used for sports car bodywork.

ABOVE PANEL MOUNTING

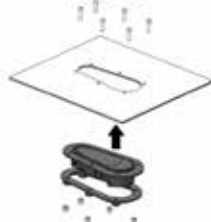


BELOW PANEL MOUNTING



Fit AeroCatch from above panel

ABOVE PANEL AEROCATCH KITS	
PART NO:	DESCRIPTION
120-2000	ABOVE PANEL NON LOCKING STD BLACK
120-2100	ABOVE PANEL LOCKING STD BLACK
120-3000	ABOVE PANEL NON LOCKING CARBON LOOK
120-3100	ABOVE PANEL LOCKING CARBON LOOK
120-4000	ABOVE PANEL NON LOCKING XTREME
120-4100	ABOVE PANEL LOCKING XTREME
320-2000	ABOVE PANEL AEROCATCH 3



Fit AeroCatch from below panel

BELOW PANEL AEROCATCH KITS	
PART NO:	DESCRIPTION
125-2000	BELOW PANEL NON LOCKING STD BLACK
125-2100	BELOW PAEL LOCKING STD BLACK
125-3000	BELOW PANEL NON LOCKING CARBON LOOK
125-3100	BELOW PANEL LOCKING CARBON LOOK
125-4000	BELOW PANEL NON LOCKING XTREME
125-4100	BELOW PANEL LOCKING XTREME
325-2000	BELOW PANEL AEROCATCH 3



BONNET PINS

These competition bonnet pin kits are used worldwide to keep bonnets and tailgates firmly closed during the heat of competition. Available in steel, stainless steel and multiple colour options in aluminium. As used by top teams for many years.

BONNET PINS	
PART NO:	DESCRIPTION
BON PIN	STEEL BONNET PINS
BPAB400	BLUE ALLOY
BPAG400	GOLD ALLOY
BPAR400	RED ALLOY
BPAS400	SILVER ALLOY
BPBA400	BLACK ALLOY
GE52	STAINLESS BONNET PINS
BONNET PIN PLATES	
PART NO:	DESCRIPTION
GE515BL	BLACK RECESSED PIN PLATES
GE515S	SILVER RECESSED PIN PLATES
QUICK RELEASE BONNET PINS	
PART NO:	DESCRIPTION
GE58	QUICK RELEASE BONNET PIN KIT



BONNET/BOOT HOOK FASTENERS

These competition bonnet and boot hook fasteners are used worldwide by teams competing in a variety of different motorsports. Ideal for keeping bonnets and boots firmly closed during the heat of competition. As used by race car teams for many years.

PART NO:	DESCRIPTION
TER CLI	TERRY'S SPRING CLIP
TER HOO	TERRY'S HOOKS
GE53	STAINLESS BOOT SPRING KIT
GE53B	BLACK BOOT SPRING KIT
GE62	RUBBER BONNET HOOK SMALL
GE63	RUBBER BONNET HOOK LARGE
GE66	BONNET/BOOT LOCK FLUSH
GE67	LEATHER BONNET STRAPS PAIR

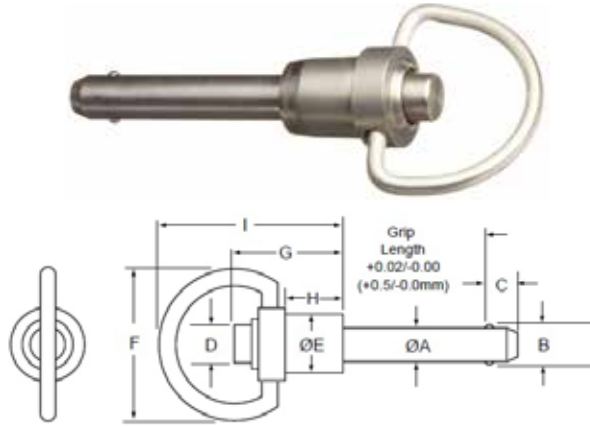




PIP PINS

Racotech Ring Handle Kwik Lock Pins (KLP) made from heat treated 17-4 PH stainless steel to MS17987 spec.

PART NO:	DIAMETER - LENGTH
800216	1/4" X 0.50"
800217	1/4" X 0.75"
800218	1/4" X 1.00"
800219	1/4" X 1.25"
800220	1/4" X 1.50"
800221	1/4" X 1.75"
800222	1/4" X 2.00"
800224	1/4" X 2.50"
800225	1/4" X 3.00"
800227	1/4" X 4.00"
800232	5/16" X 0.50"
800233	5/16" X 0.75"
800234	5/16" X 1.00"
800235	5/16" X 1.25"
800236	5/16" X 1.50"
800237	5/16" X 1.75"
800238	5/16" X 2.00"
800240	5/16" X 2.50"
800241	5/16" X 3.00"
800243	5/16" X 4.00"
800248	3/8" X 0.50"
800249	3/8" X 0.75"
800250	3/8" X 1.00"
800251	3/8" X 1.25"
800252	3/8" X 1.50"
800253	3/8" X 1.75"
800254	3/8" X 2.00"
800256	3/8" X 2.50"
800257	3/8" X 3.00"
800259	3/8" X 4.00"



Ring-Handle Specifications – Inch

Nom Pin Dia	OA		±0.005	+0.00/-0.04	D	E	F	G	H	I
	Min	Max								
1/4	.2470	.2485	.289	.290	1/4	7/16	1 1/8	13/16	29/64	1 11/32
5/16	.3095	.3110	.375	.330	1/4	7/16	1 1/8	27/32	29/64	1 11/32
3/8	.3720	.3735	.440	.365	5/16	9/16	1 1/8	1	19/32	1 1/2

DETENT RING PINS

Detent ring pins made from zinc plated steel.

PART NO:	DIAMETER - LENGTH
DRI-11	1/4" X 0.750"
DRI-12	1/4" X 1.000"
DRI-13	1/4" X 1.250"
DRI-14	1/4" X 1.500"
DRI-15	1/4" X 1.750"
DRI-16	1/4" X 2.000"
DRI-17	1/4" X 2.250"
DRI-18	1/4" X 2.500"
DRI-20	1/4" X 3.000"
DRI-30	5/16" X 1.000"
DRI-31	5/16" X 1.125"
DRI-32	5/16" X 1.500"
DRI-33	5/16" X 1.625"
DRI-34	5/16" X 2.000"
DRI-35	5/16" X 2.125"
DRI-36	5/16" X 2.500"
DRI-38	5/16" X 3.000"
DRI-50	3/8" X 1.000"
DRI-51	3/8" X 1.125"
DRI-52	3/8" X 1.500"
DRI-53	3/8" X 1.625"
DRI-54	3/8" X 2.000"
DRI-55	3/8" X 2.125"
DRI-56	3/8" X 2.500"
DRI-58	3/8" X 3.000"
DRI-70	7/16" X 1.000"
DRI-74	7/16" X 2.000"
DRI-76	7/16" X 2.500"
DRI-78	7/16" X 3.000"
DRI-91	1/2" X 1.000"



LIVELOCK



FLUSH HEAD HEX RECESS SLOTTED SHANK	
PART NO:	DESCRIPTION
CA18121-0	0.098-0.155" GRIP RANGE
CA18121-1	0.156-0.250" GRIP RANGE
CA18121-2	0.251-0.343" GRIP RANGE
CA18121-3	0.344-0.437" GRIP RANGE
CA18121-4	0.438-0.531" GRIP RANGE
CA18121-5	0.532-0.625" GRIP RANGE



FLUSH HEAD HEX RECESS	
PART NO:	DESCRIPTION
CA1820-0	0.098-0.155" GRIP RANGE
CA1820-1	0.156-0.250" GRIP RANGE
CA1820-2	0.251-0.343" GRIP RANGE
CA1820-3	0.344-0.437" GRIP RANGE
CA1820-4	0.438-0.531" GRIP RANGE
CA1820-5	0.532-0.625" GRIP RANGE



PAN HEAD HEX RECESS	
PART NO:	DESCRIPTION
CA1824-0	0.098-0.155" GRIP RANGE
CA1824-1	0.156-0.250" GRIP RANGE
CA1824-2	0.251-0.343" GRIP RANGE
CA1824-3	0.344-0.437" GRIP RANGE
CA1824-4	0.438-0.531" GRIP RANGE
CA1824-5	0.532-0.625" GRIP RANGE



LIVELOCK ACCESSORIES	
PART NO:	DESCRIPTION
CA18157	2 LUG LIGHT RECEPTACLE
CA18062	LIVESERT RECEPTACLE
CA18125	WIRE FORM RING
CA18132	SOLID 3 TAB RING
LM4076	SPIRAL RING
CA18377	WIRE FORM CAGED RING

KEENSERTS



METRIC LIGHTWEIGHT NON-LOCKING			
PART NO:	INTERNAL	EXTERNAL	
KNM5X0.8	5X0.8	8X1.25	
KNM6X1.0	6X1.0	10X1.25	
KNM8X1.25	8X.125	12X1.25	
KNM10X1.5	10X1.5	14X1.5	



METRIC HEAVYDUTY NON-LOCKING			
PART NO:	INTERNAL	EXTERNAL	
KNHM5X0.8	5X0.8	8X1.25	
KNHM6X1.0	6X1.0	10X1.25	
KNHM8X1.25	8X.125	12X1.25	
KNHM10X1.5	10X1.5	14X1.5	



UNF LIGHTWEIGHT NON-LOCKING			
PART NO:	INTERNAL	EXTERNAL	
KN1032J	10/32	5/16	
KN428J	1/4	3/8	
KN524J	5/16	7/16	
KN624J	3/8	1/2	



UNF HEAVYDUTY NON-LOCKING			
PART NO:	INTERNAL	EXTERNAL	
KNH1032J	10/32	5/16	
KNH428J	1/4	3/8	
KNH524J	5/16	7/16	
KNH624J	3/8	1/2	

METRIC LIGHTWEIGHT LOCKING			
PART NO:	INTERNAL	EXTERNAL	
KNML5X0.8	5X0.8	8X1.25	
KNML6X1.0	6X1.0	10X1.25	
KNML8X1.25	8X1.25	12X1.25	
KNML10X1.5	10X1.5	14X1.5	

METRIC HEAVYDUTY LOCKING			
PART NO:	INTERNAL	EXTERNAL	
KNHML5X0.8	5X0.8	8X1.25	
KNHML6X1.0	6X1.0	10X1.25	
KNHML8X1.25	8X1.25	12X1.25	
KNHML10X1.5	10X1.5	14X1.5	

UNF LIGHTWEIGHT LOCKING			
PART NO:	INTERNAL	EXTERNAL	
KNL1032J	10/32	5/16	
KNL428J	1/4	3/8	
KNL524J	5/16	7/16	
KNL624J	3/8	1/2	

UNF HEAVYDUTY LOCKING			
PART NO:	INTERNAL	EXTERNAL	
KNHL1032J	10/32	5/16	
KNHL428J	1/4	3/8	
KNHL524J	5/16	7/16	
KNHL624J	3/8	1/2	

HELICOILS



METRIC HELICOILS PACK 10	
PART NO:	DESCRIPTION
25052	M5X0.8 HELICOILS
25062	M6X1.0 HELICOILS
25083	M8X1.25 HELICOILS
25103	M10X1.5 HELICOILS
27123	M12X1.5 HELICOILS



METRIC HELICOIL KITS	
PART NO:	DESCRIPTION
35058	M5X0.8 HELICOIL KIT
35068	M6X1.0 HELICOIL KIT
35088	M8X1.25 HELICOIL KIT
35108	M10X1.5 HELICOIL KIT
35128	M12X1.5 HELICOIL KIT



IMPERIAL HELICOILS PACK 10	
PART NO:	DESCRIPTION
24603	10/32UNF HELICOILS
24043	1/4UNF HELICOILS
24053	5/16UNF HELICOILS
24063	3/8UNF HELICOILS
24073	7/16UNF HELICOILS



UNF HELICOIL KITS	
PART NO:	DESCRIPTION
34608	10/32UNF HELICOIL KIT
34048	1/4UNF HELICOIL KIT
34058	5/16UNF HELICOIL KIT
34068	3/8UNF HELICOIL KIT
34078	7/16UNF HELICOIL KIT

Fluids & Lubricants



OUR SUPPLIERS



FLUIDS & LUBRICANTS

MILLERS OILS	59
ROCK OILS, CASTROL OIL & BRAKE FLUID, REDLINE OILS & GREASES	60
PROSPEED BRAKE FLUID, DRIVEN OILS & VALETPRO	61
PROLONG SUPER LUBRICANTS, THREEBOND & EVANS WATERLESS COOLANT	62
MISC FLUIDS, LUBRICANTS, GREASES & SEALANTS	63

FOR AP BRAKE FLUID SEE PAGE 12
 FOR CUSTOM MADE HOSES SEE PAGE 82
 FOR HOSES & FITTINGS SEE PAGES 83-93



Established in 1887, Millers Oils range of specialist Motorsport products are developed in close partnership with leading motorsport teams. This helps Millers to refine and improve product effectiveness under extreme race conditions. This winning formula results in a world class product range providing incredible performance and protection. The Nanodrive Technology range (NT) is where Millers are able to dramatically reduce friction through the use of spherical nanoparticle structures in the oil formulations. The formulations reduce high load friction at extreme pressures, reducing engine component wear and increasing engine power.

ENGINE OILS

- CFS 0W20 / CFS 0W20NT**
Competition fully synthetic oil. For modern competition engines where maximum power release is required. Formulated for use in qualifying or shorter duration events where the engine is suitable to take advantage of this low friction lubricant. Competition use only.
- CFS 5W40 / CFS 5W40NT**
Competition fully synthetic oil. Suitable for fast road, race, rally, sprints and hill climbs. Ideal for engines with hydraulic tappets eg Zetec.
- CFS 10W40**
Competition fully synthetic oil. Suitable for smaller capacity race and rally engines up to approx 1500cc and turbocharged engines for fast road and track days.
- CFS 10W50 / CFS 10W50NT**
Competition fully synthetic oil. For race and rally engines, and especially suited to modified, high performance vehicles with or without turbos for fast road and track day.
- CFS 10W60 / CFS 10W60NT**
Competition fully synthetic oil. For larger race and rally engines with or without turbocharges, especially where subject to severe and high stress conditions.
- CFS 15W60**
Competition fully synthetic oil. A slightly heavier base viscosity to provide maximum protection in high ambient temperatures and highly stressed applications. Ideal with turbocharged engines and the extremes of endurance racing and rallying.
- COR 20W50**
Competition synthetic fortified mineral oil. Formulated primarily for short circuit racing.
- CSS 20W60**
Competition semi synthetic engine oil. High viscosity specially designed to protect competition engines running at very high temperatures and/or endurance events. Ideal for older engines.
- CB40**
SAE 40 competition castor based engine oil for 4 stroke engines.
- CTV 20W50**
Unique competition semi synthetic 20w50 with EP levels of gear protection. Specially formulated for classic minis where the engine and gearbox share a common oil.
- CRO 10W40**
Competition running in oil. A mineral oil, carefully formulated to protect engine components and speed up the bedding in process. A race engine must not be run in on a semi or fully synthetic race oil.



TRANSMISSION OILS

- CRX 75W90 NT**
Fully synthetic lightweight transmission oil for synchromesh gearboxes and transaxles. Incorporates NANODRIVE technology to further reduce friction and increase gear life.
- CRX LS 75W90 NT**
Fully synthetic lightweight transmission oil for limited slip differentials, non synchro and sequential gearboxes. Incorporates NANODRIVE technology to further reduce friction and increase gear life.
- CRX 75W140 NT**
Fully synthetic heavy duty transmission oil for synchromesh gearboxes and transaxles. Incorporates NANODRIVE technology to further reduce friction and increase gear life.
- CRX LS 75W140 NT**
Fully synthetic heavy duty transmission oil for limited slip differentials, non synchro and sequential gearboxes. With ultimate shock protection and NANODRIVE technology to further reduce friction and increase gear life.

FUEL TREATMENTS

- CVL TURBO**
Ultra high performance octane booster for use with unleaded petrol to maximise engine performance, ideal for turbo engines. Adds up to 4 octane (40 octane points). One 500ml bottle will treat 20 litres of unleaded fuel.
- CVL**
Competition valve lubricant. The original CVL remains the most efficient solution for running older competition engines, and engines without knock detection and sophisticated engine management systems on unleaded fuel. CVL lubricates valves, controls the flame front and prevents detonation.
Adds up to 3 octane (30 octane points). One 250ml bottle will treat 20 litres of unleaded fuel.



OTHER PRODUCTS

- RACING BRAKE FLUID 300 PLUS**
Extremely high dry boiling point, at least 310°C, with exceptional resistance to vapour locking and good compressibility for improved brake feel. 500ml bottle.
- EXTRA COOL**
Corrosion inhibitor and coolant enhancer. Improves laminar flow, thereby increasing coolant efficiency and reducing operating temperatures by up to 15°C. Prevents electrolytic corrosion of magnesium and aluminium castings. One 250ml bottle will treat 10 litres of coolant.
- RED RUBBER GREASE**
Silica and castor based grease. Developed for piston seals in brake circuit applications and for the lubrication of rubber and associated components which are in contact with rubber.





Rock Oil has long supported motorsport in the motorcycle market and lubricated the engines of world champions. This expertise and desire to offer only the best possible products has resulted in the development of the carbon series 100% synthetic automotive racing oils.

The carbon series marks a major breakthrough for not only the R&D team at Rock Oil but for the lubricant industry as a whole. Utilising the very latest chemical technology it delivers the ultimate in performance and protection for race and road engines. This development, in conjunction with extensive field trials with leading racing teams has resulted in a significant breakthrough in lubrication performance.

ENGINE OILS

5W30

Competition 5W30 fully synthetic oil for maximum power release in competition engines. Ideal for sprint racing or high performance fast road or track day petrol engines.

0W40

Competition 0W40 fully synthetic for maximum power release in competition engines. Suitable for a wide range of Motorsport applications where 0W40, 5W40 and 10W40 are specified.

10W50

Competition 10W50 fully synthetic oil for maximum power release in competition engines. Suitable for applications including endurance, rally and heavily modified engines. Also suitable for use in larger capacity normally aspirated and turbo charged performance engines.

10W60

Competition 10W60 fully synthetic oil for maximum power release in competition engines. Suitable for applications including highly stressed endurance, rally and larger capacity normally aspirated and turbo charged competition engines.



ENGINE OILS

CASTROL EDGE 10W60 ENGINE OIL

Edge is a fully synthetic formulation. With the aim of delivering a smooth, cool & powerful ride. Formulated to provide superb strength, Deliver race proven power and performance for highly tuned competition engines. Available in 1L and 4L bottles.

CASTROL R40 ENGINE OIL

Castrol R40 provides the ultimate in lubrication. A castor based lubricant which is primarily designed for the racing world; however its unique properties can also benefit private owners interested in high performance. Available in 4L bottles.

GEAR/LSD OILS

CASTROL SYNTRAX 75W140 LSD OIL

Fully synthetic SAE 75W-140 hypoid gear oil, formulated for use in both conventional and limited slip differentials. Formerly SAF-XJ. Available in 1L bottles.

CASTROL B373 OIL

Castrol B373 is a mineral based extreme pressure gear oil which combines limited slip performance with excellent load carrying ability. Particularly suitable for use in limited slip final drives. Available in 1L bottles.

BRAKE FLUID

CASTROL SRF BRAKE FLUID

SRF Brake fluid is specifically formulated for professional motorsport where extreme braking conditions are encountered. It has an exceptionally high dry boiling point, as well as having brilliant anti vapour lock properties ensuring consistent high performance. Available in 1L bottles.



TRANSMISSION OILS

HEAVY SHOCKPROOF GEAR OIL

Red Line shockproof gears oil are a unique lubricant that contains solid microscopic particles that offer low drag with high protection. Heavy shockproof is ideal for heavily-loaded racing differentials and transmissions. Film thickness greater than an SAE 75W250, yet low fluid friction like 75W90.

LIGHTWEIGHT SHOCKPROOF GEAR OIL

Red Line shockproof gears oil are a unique lubricant that contains solid microscopic particles that offer low drag with high protection. Light shockproof is ideal for racing differentials under moderate load. Film thickness greater than an SAE 75W140, yet low fluid friction like 80W gear oil.

SUPERLIGHT SHOCKPROOF GEAR OIL

Red Line shockproof gear oils are a unique lubricant that contains solid microscopic particles that offer low drag with high protection. Superlight shockproof is ideal for low-power dog-ring racing transaxles with moderate to low load. Film thickness greater than an SAE 75W90, yet low fluid friction.

OTHER PRODUCTS

WATER WETTER

Coolant additive is a unique agent for cooling systems that doubles the wetting ability of water. Water wetter reduces or eliminates bubbles or vapor barrier that form on hot metal surfaces to reduce coolant temperatures by up to 20°

CV-2 GREASE

Red Line CV-2 Grease is designed to withstand the extreme temperatures and pressures which occur in high-performance wheel bearings and CV-joints. The excellent high temperature stability, extreme pressure protection and water resistance enables it to out-perform even the best conventional or synthetic greases.

ASSEMBLY LUBE

Red Line Assembly Lube is designed to be used as a lubricant to apply to potential wear surfaces before assembly in order to prevent metal contact upon startup before adequate lubrication is supplied.





PROSPEED RS683 BRAKE FLUID

Prospeed RS683 is a revolutionary racing brake fluid. Boasting an extremely high dry boiling point of 306° C (583° F) and a very high wet boiling point of 201° C (394° F). The RS 683 meets DOT 4 specifications and is compatible with all DOT 3, DOT 4, and DOT 5.1 (non-silicone) fluids. The bottle size for RS683 is 500ml (16.9 oz) bottles.

The biggest advantage of the Prospeed RS683 brake fluid however is the feeling it gives through the pedal. Most traditional brake fluids are a blend of various chemical elements. This blending process causes air to become trapped and dissolved into the brake fluid (sometimes as much as 5% of the brake fluid can be air) resulting in a fluid which is less compressible under pressure. Prospeed RS683 has a much lower amount of dissolved air due to a unique blending process, this gives you better performance and feel from the brake pedal.

Prospeed's patented CompressionFree™ Technology manufacturing process minimizes the amount of air that gets into the fluid during manufacture. Instead of 5% air, RS683 contains less than 1% dissolved air! This results in a very incompressible fluid for the firmest pedal feel and most predictable braking you will ever experience.

RS683 also boasts improved seal life, recent testing by Andretti Autosport has found Prospeed RS683 to extend the life of caliper seals by 30% over other leading IndyCar brake fluid. Helping to reduce running costs.



Driven Racing Oil, formerly Joe Gibbs oils. Other products in the Driven Racing Oil range are available, call for details or check out our website.

ENGINE OILS

DRIVEN XP3 10W30 ENGINE OIL

Provides outstanding high temperature and high shear protection. Utilizes select synthetic base oils for increased durability at high temperatures. Formulated with proprietary anti-wear and friction reducing additives to fight valve train wear and increase horsepower. 10W-30. Available in 1L or 5L bottles.

DRIVEN XP6 15W50 ENGINE OIL

Utilizes select synthetic base oils for increased durability at high operating temperatures. Formulated with proprietary anti-wear and friction reducing additives to fight valve train wear and increase horsepower. Compatible with Methanol and high octane race fuels. Viscosity typical of 15W-50. Available in 1L or 5L bottles.

DRIVEN XP9 10W40 ENGINE OIL

Provides increased high temperature and high shear protection for wet sump and high compression applications. XP9 utilizes select synthetic base oils for increased durability at high temperatures. Formulated with proprietary anti-wear and friction reducing additives to fight valve train wear and increase horsepower. Ideal for high output steel block engines. Viscosity typical of 10W-40. Available in 1L or 5L bottles.



GEAR/LSD OILS

DRIVEN 75W90 LIMITED SLIP GEAR OIL

Synthetic 75W-90 Limited Slip Gear Oil. Ideal for both clutch type and torsion type differentials, this competition proven formulation utilizes a proprietary additive package that reduces drag, resists foaming and maintains its viscosity under extreme heat and high loads. Recommended for limited slip differential applications. Viscosity typical of 75W-90. Available in 1 Quart bottles.

DRIVEN 75W140 LIMITED SLIP GEAR OIL

Synthetic 75W-140 Limited Slip Gear Oil utilizes next generation synthetic oil technology to provide consistent limited slip differential performance. It provides superior lubrication under extreme conditions and maintains a relatively constant viscosity with temperature variations. Exceeds the performance requirements of API GL-5. Recommended for limited slip differential applications. Viscosity typical of 75W-140. Available in 1 Quart bottles.



VALET PRO SPECIALIST DETAILING PRODUCTS

DRAGONS BREATH WHEEL CLEANER

Dragon's Breath is a specialist pH neutral wheel cleaner that reacts with the iron contamination within brake dust to produce a brilliant red bleed from an otherwise colourless gel; showing you that it's working. More importantly, this chemical reaction also turns iron into a water soluble solution which makes it easy to rinse away baked on brake dust.

ADVANCED NEUTRAL SNOW FOAM PRE-WASH

Advanced Neutral Snow Foam is used to remove film and other grimes prior to shampooing a car. When used with a pressure washer this product produces a thick foam that allows it to sit on the surface and encapsulate the grime, lifting it from the paint surface and carrying it with the foam when it's rinsed off. This product has a pH neutral formula which makes it safe for all surfaces by eliminating the chances of corrosion.

BUG REMOVER PRE-WASH

Bug Remover is a simple and effect bug splat remover. From windscreens to bumpers, simply spray on and jet wash off. If you don't have a jet wash Bug Remover can be used to pre spray bug splats prior to shampooing. This softens the bug splats making them easy to wash off with a sponge.

ADVANCED POSEIDON CAR WASH

Advanced Poseidon Car Wash uses a special blend of anionic surfactants and polymers to remove dirt with ease whilst leaving a protective gloss enhancing film behind when rinsed off. This sacrificial layer allows for a clean finish whilst prolonging the protection of your wax or sealant.

PURPLE PASSION PAINT CLEANER

Valetpro spent over a year developing and perfecting the formulation for Purple Passion. It is an easy to use paint cleanser that effortlessly removes fine marring from the paint surface while leaving a highly glossy, silky finish. This is the perfect pre wax paint cleanser creating the perfect base for Mad Wax.

MAD WAX

Mad Wax is a high quality wax based product that provides your vehicle with a durable layer of protection. As a montan based wax, it allows for easy application and provides a high gloss finish. We recommend using Valetpro's Wax Applicator to apply this product with ease.





Raceparts are the official UK distributors for Prolong Super Lubricants. Prolong's Anti-Friction Metal Treatment (AFMT) advanced technology is unique worldwide. Prolong's AFMT technology doesn't just enhance motor oils, transmission fluids, gear oils, and other lubricants. The AFMT formula actually treats and modifies the surface of the metal. AFMT is a highly specialized extreme-pressure lubricant that is formulated with Prolong's proprietary technology, which has been proven to be a superior lubricant capable of dramatically reducing heat and friction in all applications.

ENGINE TREATMENT

Prolong Engine Treatment is formulated with Prolong's AFMT™ advanced technology to treat the metal surfaces of both petrol and diesel fuelled engines. As motor oil is pumped through the engine, Prolong Engine Treatment molecules interact with all of the metal surfaces, chemically bonding to create a protective layer that reduces damaging friction and heat. Helps protect the engine in the event of oil or coolant loss and optimizes fuel economy. Does not contain solids, PTFE's, Moly's, Zinc, Copper or Graphite.



TRANSMISSION TREATMENT

Prolong Transmission Treatment is formulated with Prolong's AFMT™ (Anti-Friction Metal Treatment) advanced technology to treat the metal surfaces of both manual and automatic transmissions. As the transmission fluid or gear oil circulates, Prolong Transmission Treatment molecules interact with all of the metal surfaces, chemically bonding to create a protective layer that reduces potentially damaging friction and heat. Additionally, using Prolong Transmission Treatment helps restore and promote smoother and more responsive shifts in automatic transmissions, especially in critical quick-acceleration conditions.



SUPER PENETRATING LUBRICANT

This multi-purpose spray lubricant does it all... superior lubrication, penetration and elimination of rust, displacement of moisture and metal protection against elements and corrosion. Once you've tried it, you will never use anything else. Formulated with the advanced AFMT formula it lubricates and protects metal to reduce friction and wear, penetrates and frees rusted parts and sticky mechanisms also displacing moisture and preventing corrosion.



EXTREME PERFORMANCE GREASE

Prolong EP-2 with AFMT is a Calcium Sulfonate grease, which is characterized by exceptional corrosion protection, high dropping point and mechanical stability.

Due to its unique chemistry, Prolong EP-2 with AFMT provides superior protection against corrosion in harsh, environments. The very high load carrying ability, excellent resistance to water, oxidation and corrosion, and outstanding performance in a wide temperature range.



ANTI FRICTION METAL TREATMENT

Prolong AFMT™ Multi-Purpose Lubricant Concentrate is formulated with Prolong's AFMT™ advanced technology to treat all metal surfaces through a molecular and chemical process. This creates a unique, superior resistance to extreme pressure friction and heat, major enemies of equipment life and efficient economical performance. Prolong AFMT Multi Purpose Lubricant Concentrate helps reduce operating overhead by keeping equipment running dependably and efficiently.



WATERLESS WASH & SHINE

Simply spray on and wipe. No need for buckets, hoses, sponge or chamois, no rinsing or drying, and no mess to clean up. Special citrus-based formula cleans safely without scratching, leaving a just-waxed, professional finish.



ThreeBond

TB1184 LIQUID GASKET

Formulated to offer improved performance TB1184 is a semi-drying liquid gasket. After application it forms a rubber-like elastic body. Excellent resistance to water, oil and fuel. 200g Tube.

PART NO:	VISCOSITY MPA.S	COLOUR	FEATURES
TB1184	9.5	GREY	TB1184 IS HIGHLY EFFECTIVE IN SEALING SURFACES WITH POOR FLATNESS OR LARGE GAPS



TB1215 SILICONE RTV

Single component, Solvent free & non-acid liquid gasket on RTV-Silicone basis (Room Temperature Vulcanizing) with low odour. Designed specifically as an automotive flange sealant with high chemical resistance.

PART NO:	VISCOSITY MPA.S	COLOUR	FEATURES
TB1215T	70	GREY	250GM TUBE, FOR USE ON GEARBOXES, OIL PANS, WATER PUMPS FRONT & HEAD COVERS.



TB1530C MULTIPURPOSE MS POLYMER SEALANT

Solvent free adhesive. Used to bond substrates including fabrics, leather, foams, ceramics, metals & plastics. High adhesion strength to most substrates without the need for primer pre-treatment.

PART NO:	VISCOSITY MPA.S	COLOUR	FEATURES
TB1530C	100	CLEAR	150GM TUBE. PROVIDES EXCELLENT WEATHER RESISTANCE.



TB1110H PIPE AND FLANGE SEALANT

Sealing agent containing Fluororesin which seals fitting joints such as hydraulic and pneumatic piping systems.

PART NO:	VISCOSITY MPA.S	COLOUR	FEATURES
TB1110H	35	CREAM	50GM TUBE. INSTANT SEALING, EXCELLENT CHEMICAL RESISTANCE.



EVANS WATERLESS COOLANT

PREP FLUID

Evans Prep Fluid is formulated to hygroscopically absorb water whilst flushing loose dirt and scale from the cooling system prior to filling with Evans Waterless Coolant.

POWERCOOL 180

Power Cool 180 is a waterless engine coolant designed for motorsport use, with a boiling point above 180°C eliminating over heating. Power Cool 180 also eliminates pre-ignition and detonation caused by overheating - improving combustion efficiency and delivering more power. Once in the cooling system, it will protect the engine for the duration of its life and never needs changing. Use Evans Prep Fluid before first use.

CLASSIC COOL 180

For classic cars with engines primarily fabricated from cast iron with carbon steel, copper & aluminium components Raceparts recommends the Evans Classic Cool coolant. Similar to the Power Cool but specially formulated for classic engines.



RACEPARTS

MISC PRODUCTS

Mobil 1



MOBIL 1 10W-60



VR1 5W50



VR1 10W60



VR1 20W50



WD40 500ML

ENDLESS



ENDLESS RF-650

MOTUL



MOTUL RBF660



ZX 1 SUPER GREASE



MICROLUBE 35ML



GRIP 2.5LTR

HYLOMAR



HYLOMAR BLUE

DOW CORNING



732C90



DC4

MOLYSLIP



COPASLIP 500G



COPASLIP 100G

rain-x



RAIN-X REPELLENT



RAIN-X ANTI FOG

RACEPARTS



TORQUE SEAL



BRACLE5LT

Ardrox



ARDROX CRACK KIT

Fuel System



OUR SUPPLIERS

PREMIER
Fuel Systems Ltd

BOSCH

Facet

Sytec

obp
MOTORSPORT

MOCAL

Holley

FUELAB
DIGITAL FUEL DELIVERY

NEWTON
EQUIPMENT LTD

FUEL SYSTEM

FACET LOW PRESSURE FUEL PUMPS REGULATORS & ACCESSORIES	65
SYTEC, HI & BOSCH PUMPS, REGULATORS & ACCESSORIES	66
PREMIER FUEL SYSTEMS INC FUEL CELLS, PUMPS, REFUELLING EQUIPMENT	67-70
FUELAB REGULATORS, IN-TANK HOSE AND SURGE SYSTEMS. HOLLEY FUEL PUMPS, OBP SWIRL POTS	71
FUEL CAPS, SAMPLING KITS, FUEL HOSE & FILTERS	72

FOR FUEL ADDITIVES/TREATMENT SEE PAGES 59, 62

FOR CUSTOM MADE HOSES SEE PAGE 82

FOR HOSES & FITTINGS SEE PAGES 83-93

FOR DRYBREAK CONNECTORS SEE PAGES 95-97

FOR FUEL LEVEL/PRESSURE GAUGES & ACCESSORIES SEE PAGES 100-102

FOR TUFF JUGS REFUELLING SEE PAGE 125



FACET LOW PRESSURE FUEL PUMPS & ACCESSORIES



Weight: 0.70kgs
Length: 140mm
Diameter: 54mm
Operating temp: -40 to +180F



Pumps sold separately

FACET CYLINDRICAL FUEL PUMPS				
PART NO:	PRESSURE	MAX FLOW	PORTS	DESCRIPTION
SILTOP (476087)	4.0-5.5 PSI	30GPH	1/8NPT	SILVERTOP - 70 MICRON FILTER
REDTOP (480532)	6.0-8.0 PSI	40GPH	1/4NPT	RED TOP - 70 MICRON FILTER
BLUTOP (480534)	6.0-8.0 PSI	40GPH	1/4NPT	BLUE TOP - 400 MICRON FILTER

FACET CYLINDRICAL PUMP MANIFOLD ASSEMBLIES		
PART NO:	BOLTS	DESCRIPTION
MA1/8-8MM	1/8NPT	8MM PUSH ON FOR 1/8NPT FOR SILVER TOP PUMP
MA1/8-6JIC	1/8NPT	-6 JIC ON FOR 1/8NPT FOR SILVER TOP PUMP
MA1/4-8MM	1/4NPT	8MM PUSH ON FOR 1/4NPT FOR BLUE & RED TOP PUMPS
MA1/4-6JIC	1/4NPT	-6 JIC FOR 1/4NPT FOR BLUE & RED TOP PUMPS



Kit Contents:
1 x Pump
1 x Spare filter
1 x Mounting kit FPA905
2 x 90 degree 8mm fittings



Weight: 0.35kgs
Length: 85mm
Height: 60mm
Operating temp: -40 to +180F

FACET CYLINDRICAL FUEL PUMP KITS				
PART NO:	PRESSURE	MAX FLOW	PORTS	DESCRIPTION
476087-K	4.0-5.5 PSI	30GPH	1/8NPT	SILVERTOP - 70 MICRON FILTER
480532-8K	6.0-8.0 PSI	40GPH	1/4NPT	RED TOP - 70 MICRON FILTER
480534-8K	6.0-8.0 PSI	40GPH	1/4NPT	BLUE TOP - 400 MICRON FILTER

FACET POSI-FLOW PLASTIC FUEL PUMPS				
PART NO:	PRESSURE	MAX FLOW	PORTS	DESCRIPTION
60104	1.5-4.0 PSI	25GPH	1/8NPT	POSI-FLOW PLASTIC PUMP
60106	4.0-6.0 PSI	32GPH	1/8NPT	POSI-FLOW PLASTIC PUMP
60107	7.0-10.0 PSI	34GPH	1/8NPT	POSI-FLOW PLASTIC PUMP



Weight: 0.50kgs
Length: 75mm
Height: 60mm
Operating temp: -40 to +180F



FPG001
0-15PSI

PETKIN

PRO9710

FACET SOLID STATE FUEL PUMPS				
PART NO:	PRESSURE	MAX FLOW	PORTS	DESCRIPTION
SOLSTA1 (40104)	2.0-4.0 PSI	25GPH	1/8NPT	SOLID STATE SQUARE PUMP
SOLSTA2 (40105)	3.0-4.0 PSI	30GPH	1/8NPT	SOLID STATE SQUARE PUMP
SOLSTA (40106)	4.0-7.0 PSI	32GPH	1/8NPT	SOLID STATE SQUARE PUMP
SOLSTA3 (40107)	7.0-10.0 PSI	34GPH	1/8NPT	SOLID STATE SQUARE PUMP

ADJUSTABLE FUEL REGULATORS / FILTER KINGS					
PART NO:	PRESSURE	PORTS	FILTER	DESCRIPTION	
PRO9710	1.0-6.0 PSI	6, 8 & 10MM	N/A	TWIST TOP REGULATOR ONLY	
PETKIN	1.5-7.0 PSI	8MM	N/A	PETROL KING REGULATOR ONLY	
FPR005	1.5-7.0 PSI	8MM FIXED	RA001	67MM ALLOY BOWL FILTER KING	
FPR007	1.5-7.0 PSI	8MM FIXED	RA002	85MM ALLOY BOWL FILTER KING	
FPRV8/JIC	1.5-7.0 PSI	-6 JIC	RA002	85MM HIGH FLOW FILTER KING	
FPRV8/NPT	1.5-7.0 PSI	1/8NPT FEM	RA002	85MM HIGH FLOW FILTER KING	



Suitable up to 100psi with low permeation.



R9 RATED FUEL HOSE SUITABLE FOR PETROL INC E10 AND ETHANOL			
PART NO:	SIZE	DESCRIPTION	
R9-1-4	1/4 - 6MM	NITRILE RUBBER OUTER, FKM INNER, 12.7MM OD	
R9-1-5	5/16 - 8MM	NITRILE RUBBER OUTER, FKM INNER, 14.5MM OD	
R9-1-6	3/8 - 10MM	NITRILE RUBBER OUTER, FKM INNER, 16.5MM OD	
SR9-2-4	1/4 - 6MM	STAINLESS OVERBRAID, FKM INNER, 13.0MM OD	
SR9-2-5	5/16 - 8MM	STAINLESS OVERBRAID, FKM INNER, 15.2MM OD	
SR9-2-6	3/8 - 10MM	STAINLESS OVERBRAID, FKM INNER, 17.6MM OD	

CLEANABLE LOW PRESSURE GLASS FILTERS	
PART NO:	DESCRIPTION
PRO804	6MM 52 MICRON MAX 7PSI
PRO805	8MM 52 MICRON MAX 7PSI
PRO806	10MM 52 MICRON MAX 7PSI
PRO896	3 SPARE FILTER ELEMENTS

LOW PRESSURE ALUMINIUM FILTERS	
PART NO:	DESCRIPTION
730155	8MM 30 MICRON MAX 100PSI
730166	10MM 30 MICRON MAX 100PSI
730177	-6JIC 30 MICRON MAX 100PSI
SP0002	REPLACEMENT ELEMENT



FACET 90° PUMP ADAPTORS	
PART NO:	DESCRIPTION
FPA9001	90° 1/8 NPTF X 6MM P/ON
FPA9002	90° 1/8 NPTF X 10MM P/ON
FPA901	90° 1/8 NPTF X 8MM P/ON
FPA902/A	90° 1/4 NPTF X 8MM P/ON
FPA902/B	90° 1/4 NPTF X 10MM P/ON
AN822-06-02DBK	90° 1/8 NPTF X -6 JIC ALLY
AN822-06DBK	90° 1/4 NPTF X -6 JIC ALLY

FACET STRAIGHT PUMP ADAPTORS		
PART NO:	DESCRIPTION	
FPA903/A	STR 1/8 NPTF X 8MM P/ON	
FPA903/B	STR 1/8 NPTF X 6MM P/ON	
FPA903/C	STR 1/8 NPTF X 10MM P/ON	
FPA904/A	STR 1/4 NPTF X 8MM P/ON	
FPA904/B	STR 1/4 NPTF X 10MM P/ON	
AN816-06-02DBK	STR 1/8 NPTF X -6 JIC ALLY	
AN816-06DBK	STR 1/4 NPTF X -6 JIC ALLY	



FACET Y AND T PIECES	
PART NO:	DESCRIPTION
MTP001	T PIECE 6MM / 1/4"
MTP002	T PIECE 8MM / 5/16"
MTP003	T PIECE 10MM / 3/8"
MYP000	Y PIECE 6MM / 1/4"
MYP001	Y PIECE 8MM / 5/16"
MYP002	Y PIECE 10MM / 3/8"



HOSE END FINISHERS	
PART NO:	DESCRIPTION
936-06DBK	FINISHER BLACK 15.8MM ID
936-06DR	FINISHER RED 15.8MM ID
936-08DBK	FINISHER BLACK 17.5MM ID
936-08DR	FINISHER RED 17.5MM ID
SGT12-20	NORMA HOSE CLIP 12-20MM
O-CLI	O-CLIPS



SYTEC INJECTION FUEL PUMPS & ACCESSORIES

Sytec/Walbro out of tank injection pumps and accessories for high pressure applications.



SYTEC OUT OF TANK INJECTION FUEL PUMPS				
PART NO:	DESCRIPTION	IN	OUT	MAX FLOW
FP601	MAX 7.0 BAR	8MM P/FIT	8MM P/FIT	220 LTR/H
FP603	MAX 7.5 BAR	12MM P/FIT	8MM P/FIT	220 LTR/H
FP604	MAX 8 BAR	12MM P/FIT	M12/BANJO	348 LTR/H
TCP020/3	MAX 9.5 BAR	-6 JIC	-6 JIC	348 LTR/H
TCP020/2	MAX 9.5 BAR	12MM	M12/BANJO	348 LTR/H
TCP020/1	MAX 9.5 BAR	12MM	8MM	348 LTR/H
TCP020/4	MAX 8 BAR	-8	-6	348 LTR/H
TCP012	MAX 2 BAR	8MM	8M	150 LTR/H
TCP013	MAX 6 BAR	12MM	8MM	220 LTR/H

SYTEC BILLET HIGH PRESSURE FUEL FILTERS				
PART NO:	PRESSURE	PORTS	FILTER	DESCRIPTION
BULLETF1	10BAR	-6 MALE	BULLA02	BULLET FUEL FILTER
BULLETF2	10BAR	-8 MALE	BULLA02	BULLET FUEL FILTER
BULLETF3	10BAR	-8/-6 MALE	BULLA02	BULLET FUEL FILTER
BULLETA1	10BAR	8MM PUSH	BULLA02	BULLET FUEL FILTER
BULLETA3	10BAR	10MM PUSH	BULLA02	BULLET FUEL FILTER

SYTEC PUMP ACCESSORIES	
PART NO:	DESCRIPTION
MPB002BK	SYTEC INJECTION PUMP/FILTER BRACKET - BLACK
MPBA001	SYTEC INJECTION PUMP SPARE SLEEVE



INJECTION ADJUSTABLE REGULATORS 1:1 AIR/FUEL RATE		
PART NO:	PRESSURE	UNIONS
AIR004	1-5BAR	8MM
AIR006	1-5BAR	-6
AIR007	1-10BAR	8MM
AIR008	1-10BAR	-6

MOTORSPORT INJECTION REGULATOR 1:1 AIR/FUEL RATE		
PART NO:	PRESSURE	UNIONS
MSV000	2-6BAR	NONE
MSV001	2-6BAR	8MM
MSV002	2-6BAR	8MM + -6
MSV003	2-6BAR	-6

HIGH RATE RACING ADJUSTABLE REGULATOR 1:2.5 AIR/FUEL RATE		
PART NO:	PRESSURE	UNIONS
RPR001	1-8BAR	8MM
RPR002	1-8BAR	-6

ONE WAY FUEL VALVES FOR CARB & INJECTION SYSTEMS		
PART NO:	APPLICATION	UNIONS
OWVS006BK	UP TO 480L/HR	6MM
OWVS008BK	UP TO 480L/HR	8MM
OWVS010BK	UP TO 480L/HR	10MM
OWVS200BK	UP TO 480L/HR	-6



HI IN TANK AND OUT OF TANK FUEL PUMPS

Hi Motorsport in and out of tank quality fuel pumps.



HI MOTORSPORT OUT OF TANK INJECTION FUEL PUMPS				
PART NO:	PRESSURE	MAX	PORTS	DESCRIPTION
OTP017	3 BAR	8 BAR	12MM IN 8MM OUT	BOSCH 0580464070 REPLACEMENT
OTP020	5 BAR	10 BAR	12MM IN 12X.15 OUT	BOSCH 0580242909 REPLACEMENT
OTP979	5 BAR	11 BAR	14X1.5 IN 12X1.5 OUT	BOSCH 0580254979 REPLACEMENT
OTP044	5 BAR	9.8 BAR	18X1.5 IN 12X1.5 OUT	BOSCH 0580254044 REPLACEMENT

HI MOTORSPORT IN TANK LOW PRESSURE FUEL PUMPS				
PART NO:	PRESSURE	FLOW	PORTS	DESCRIPTION
ITP377	5.5PSI MAX	162L/HR MAX	19MM IN 9MM OUT	AC 6441336 REPLACEMENT
ITP402	10PSI MAX	246L/HR MAX	19MM IN 9MM OUT	AC 6441336 UPGRADE
ITP410	5.5PSI MAX	162L/HR MAX	19MM IN -6 OUT	AC 6441336 REPLACEMENT
ITP420	10PSI MAX	228L/HR MAX	19MM IN -6 OUT	AC 6441336 UPGRADE



GENUINE BOSCH FUEL PUMPS

Genuine Bosch Motorsport out of tank fuel pumps made to the highest quality.

PART NO:	DESCRIPTION
0580464200	(1) BOSCH 044, 219-270L/HR @ 5BAR (72.5PSI), OUT OF TANK / IN-LINE
058080012U	(1) BOSCH 413, 185-236L/HR @ 8BAR (116PSI), OUT OF TANK / IN-LINE
0580464201	(2) BOSCH 979, 165L/HR @ 5BAR (72.5PSI), OUT OF TANK / IN-LINE

BOSCH FUEL PUMP ACCESSORIES

PART NO:	DESCRIPTION
0760-0612	(5) M12X1.5 TO -6 MALE/MALE WITH INTEGRAL CHECK VALVE
0802-0865	(4) FUEL FILTER 65 MICRON PLEATED STAINLESS STEEL AN-8 FEMALE
0804-5060	(3) BOSCH 60 MICRON PRE-FILTER
0750-2000	(6) BOSCH 044 DUAL MOUNT BILLET KIT INCLUDING ALL FITTINGS



PREMIER FUEL SYSTEMS LTD

FIA REFUELLING RIG AND ASSOCIATED PARTS

PART NO:	DESCRIPTION
0200-0000	(1) REFUELLING RIG DRUM (200LTR)
0230-0000	(2) REFUELLING RIG LEG ASSEMBLY
4500-3800	(3) 1 1/2" SMOOTH BORE FILL HOSE X 5M
4505-3800	(4) 1 1/2" CONVOLUTED VENT HOSE X 5M
0220-3300	(5) FIA RESTRICTOR 33MM*
0210-0000	(6) FLAME ARRESTOR ASSEMBLY
0210-0200	(7) DISCRIMINATOR VALVE
0210-0300	(8) FLAME TRAP MANIFOLD
0210-0900	(9) FLAME TRAP 'U' SECTION
0200-0200	HEAT REFLECTING COVER
0202-1250	FIA SIGHT GAUGE
0201-3800	(10) FIA 1 1/2" SELF CLOSING VALVE
0073-3838	(11) 1 1/2" SNAPLOCK TO 1.5" HOSE
0073-3857	(12) 1 1/2" SNAPLOCK TO 57MM HOSE
0071-3800	(13) 1 1/2" SNAPLOCK TO DUST PLUG
0070-3800	(14) 1 1/2" SNAPLOCK TO DUST CAP
0072-3838	(15) 1 1/2" BSP MALE TO 1 1/2" SNAPLOCK



TUBULAR FUEL LEVEL SENSOR & GAUGE



PART NO:	DESCRIPTION
0651-0001	FUEL LEVEL GAUGE VDO, 2"
0600-0150	SENDER UNIT, VDO 150 MM
0600-2000	SENDER UNIT, VDO 200 MM
0600-2500	SENDER UNIT, VDO 250 MM
0600-3000	SENDER UNIT, VDO 300 MM
0600-3500	SENDER UNIT, VDO 350 MM
0600-4000	SENDER UNIT, VDO 400 MM
0600-4500	SENDER UNIT, VDO 450 MM
0600-5000	SENDER UNIT, VDO 500 MM
0610-0000	LOW LEVEL SWITCH ASSEMBLY

IN-LINE FILTERS / FILTER REGULATORS

PART NO:	DESCRIPTION
0803-5021	BOSCH IN-LINE FUEL FILTER
0901-0030	FILTER/REGULATOR, 3.0 BAR, 7.89 SAE MALE FITTINGS
0901-0040	FILTER/REGULATOR, 4.0 BAR, 7.89 SAE MALE FITTINGS
0901-0066	FILTER/REGULATOR, 6.6 BAR, 7.89 SAE MALE FITTINGS



MISCELLANEOUS VALVES

PART NO:	DESCRIPTION
0780-0600	IN-LINE FLAP VALVE AN-6
0780-0800	IN-LINE FLAP VALVE AN-8
0785-0100	FUEL SHUT-OFF VALVE (FIA APPENDIX J, ARTICLE 253.3.3.)



LOW PRESSURE FUEL PUMPS AND CONNECTORS

PART NO:	DESCRIPTION
0700-0100	(16) LPVW VAG TYPE, IN-TANK, 125LTR/HR @ 0.21BAR (3-4PSI), 9MM BARB
0700-0101	(17) LPAC AC TYPE, IN-TANK, 150LTR/HR @ 0.21BAR (3-4PSI), 9MM BARB
0700-0102	(18) LPVW VAG TYPE, IN-TANK, 125LTR/HR @ 0.21BAR (3-4PSI), AN-6 MALE
0700-0103	(19) LPAC AC TYPE, IN-TANK, 150LTR/HR @ 0.21BAR (3-4PSI), AN-6 MALE
0790-0004	ELECTRICAL CONNECTOR, VAG TYPE PUMP
0800-6040	(20) FUEL FILTER SOCK 60/40, 19MM ID, 65 MICRON



HIGH PRESSURE FUEL PUMPS AND CONNECTORS

PART NO:	DESCRIPTION
0705-0285	(21) 265E SERIES, IN-TANK, 225LTR/HR @ 5BAR (72.5PSI), E85, 9MM BARB
0705-0348	(22) 340E SERIES, IN-TANK, 254LTR/HR @ 5BAR (72.5PSI), 9MM BARB
0760-0806	(23) AN-6 MALE TO 9MM BARB ADAPTOR
0800-0832	(24) FUEL FILTER, 75MM DIA, 65 MICRON (FITS 265/340)



SAE J2044 FUEL CONNECTORS

PART NO:	DESCRIPTION
14752	5/16" HOSE CONNECTOR, 6MM SPIGOT STRAIGHT, PLASTIC
14753	5/16" HOSE CONNECTOR, 6MM SPIGOT 90°, PLASTIC
14760	3/8" HOSE CONNECTOR, 8MM SPIGOT STRAIGHT, PLASTIC
14761	3/8" HOSE CONNECTOR, 8MM SPIGOT 90°, PLASTIC
15860	-6 HOSE CONNECTOR, 8MM SPIGOT MALE, ALUMINIUM
15857	-6 HOSE CONNECTOR, 10MM SPIGOT MALE, ALUMINIUM
15859	-6 HOSE CONNECTOR, 8MM SPIGOT FEMALE, ALUMINIUM
15853	-6 HOSE CONNECTOR, 10MM SPIGOT FEMALE, ALUMINIUM



BULKHEAD ELECTRICAL CONNECTORS

PART NO:	DESCRIPTION
0790-0046	2 WIRE AN-8 BULKHEAD HERMETIC PASSTHROUGH
0790-0047	3 WIRE AN-8 BULKHEAD HERMETIC PASSTHROUGH
0790-0048	SINGLE ELECTRICAL BULKHEAD STUD KIT



BREATHER VALVES

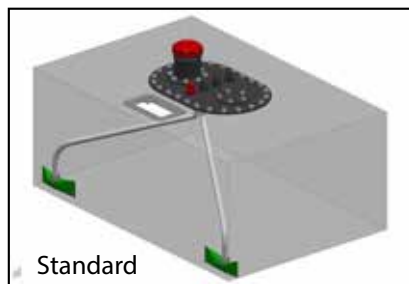
PART NO:	DESCRIPTION
0770-0606	VENTING ROLL-OVER VALVE, 200 MILLIBAR, AN-6 / AN-6 CONNECTION
0775-0608	BREATHER NON-RETURN VALVE, AN-6 / AN-8
0775-0808	BREATHER NON-RETURN VALVE, AN-8 / AN-8
0775-1010	BREATHER NON-RETURN VALVE, AN-10 / AN-10
0775-1212	BREATHER NON-RETURN VALVE, AN-12 / AN-12



STAG FIA APPROVED FUEL BLADDERS

The STAG Fuel Bladder by PREMIER provides the ultimate racing fuel system.

- FIA FT3-1999 Homologated Ballistic Nylon Material.
- Fully vulcanised lightweight construction.
- Resistance to: Petrol, Petrol / Ethanol Blends & Diesel.
- Mil-Spec Safety Foam.



Standard

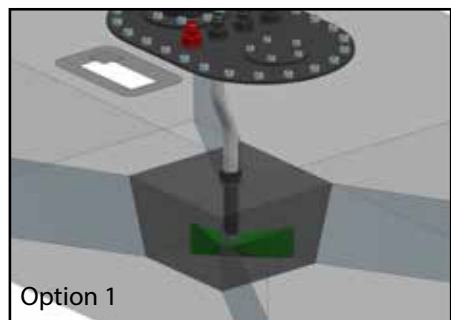
ANODISED TOP PLATE

- 2 x AN-6 Pick-up
- 1 x AN-6 Rollover Valve
- 1 x AN-6 Return
- Aluminium Filler Cap
- Viton Filler Flap
- Sender Mounting

UPGRADE OPTIONS

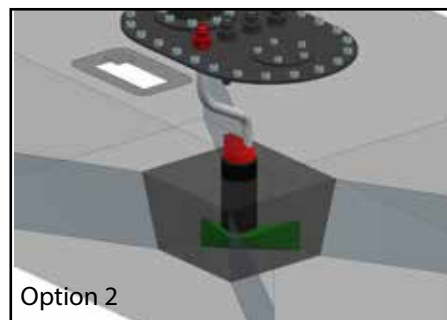
All options below include central 4-flap collector, baffles providing maximum fuel pick-up.

COLLECTOR PICKUP



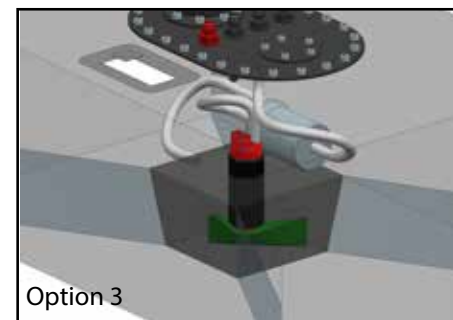
Option 1

COLLECTOR MOUNT HP 340E PUMP*



Option 2

HP340E PUMP RETURNLESS SYSTEM**



Option 3

* HP 340E Series pump (see Premier in tank high pressure fuel pumps)

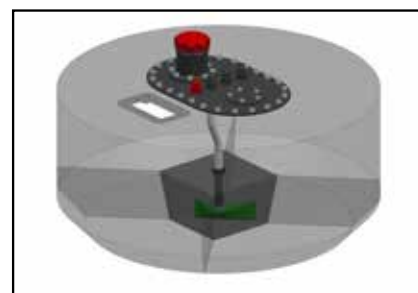
** In-line filter regulator available as 3.0 Bar, 4.0 Bar and 6.6 Bar versions (see Premier filter regulators)

RECTANGULAR FUEL BLADDERS

CAPACITY	DIMENSIONS	STANDARD	OPTION 1	OPTION 2	OPTION 3	COVER
10LTR	250 HIGH X 250 X 200 MM	1410-0010	N/A	N/A	N/A	1400-0010
15LTR	250 HIGH X 300 X 250 MM	1410-0015	N/A	N/A	N/A	1400-0015
20LTR	250 HIGH X 300 X 325 MM	1410-0020	1420-0020	1430-0020	1440-0020	1400-0020
30LTR	250 HIGH X 400 X 360 MM	1410-0030	1420-0030	1430-0030	1440-0030	1400-0030
45LTR	250 HIGH X 550 X 385 MM	1410-0045	1420-0045	1430-0045	1440-0045	1400-0045
60LTR	250 HIGH X 650 X 430 MM	1410-0060	1420-0060	1430-0060	1440-0060	1400-0060
80LTR	250 HIGH X 700 X 530 MM	1410-0080	1420-0080	1430-0080	1440-0080	1400-0080
90LTR	250 HIGH X 750 X 555 MM	1410-0090	1420-0090	1430-0090	1440-0090	1400-0090
100LTR	300 HIGH X 750 X 510 MM	1410-0100	1420-0100	1430-0100	1440-0100	1400-0100
120LTR	300 HIGH X 850 X 535 MM	1410-0120	1420-0120	1430-0120	1440-0120	1400-0120
150LTR	300 HIGH X 900 X 630 MM	1410-0150	1420-0150	1430-0150	1440-0150	1400-0150
180LTR	300 HIGH X 1000 X 680 MM	1410-0180	1420-0180	1430-0180	1440-0180	1400-0180
200LTR	300 HIGH X 1000 X 755 MM	1410-0200	1420-0200	1430-0200	1440-0200	1400-0200
250LTR	350 HIGH X 1000 X 800 MM	1410-0250	1420-0250	1430-0250	1440-0250	1400-0250
300LTR	400 HIGH X 1000 X 835 MM	1410-0300	1420-0300	1430-0300	1440-0300	1400-0300

CIRCULAR FUEL BLADDERS

CAPACITY	DIMENSIONS	OPTION 1	OPTION 2	OPTION 3	COVER
30LTR	600 DIA X 130 MM	(1520-0030)	(1530-0030)	(1540-0030)	(1500-0030)
45LTR	600 DIA X 185 MM	(1520-0045)	(1530-0045)	(1540-0045)	(1500-0045)
60LTR	600 DIA X 240 MM	(1520-0060)	(1530-0060)	(1540-0060)	(1500-0060)
80LTR	600 DIA X 315 MM	(1520-0080)	(1530-0080)	(1540-0080)	(1500-0080)



PREMIER FUEL SYSTEMS LTD

CUSTOM FUEL BLADDERS

Premier Fuel Systems specialises in the design and manufacture of lightweight ballistic custom fuel bladders. Premier custom bladders surpass the most stringent tests required by the FIA and conform to FT3-1999 – FT5-1999 regulations.

Custom fuel bladders can be manufactured as one off's or series production.

- FIA approved light weight ballistic fabrics FT3 1999 - FT5 1999
- Vast library of standard interface flanges
- One-way flap valves
- Internal collector boxes
- High / Low pressure in-tank pumps
- Venturi transfer
- Mil-Spec loom
- Composite / Fabricated aluminium covers

Custom bladders can be manufactured from CAD data or basic outline dimensions.



REPRODUCTION FUEL BLADDERS

Premier Fuel Systems manufactures a vast range of fuel bladders for historic / vintage vehicles from a design database which contains a wide range of past race cars, or to your specific requirements.

Premier Fuel Systems can reproduce any bladder to current FIA specification.



FUEL BLADDER DISPLACEMENT BALLS

Lightweight spherical displacement balls to comply with FIA/ ACO regulations.

PART NO:	DESCRIPTION
AC-AC-005	DISPLACEMENT BALL 70MM DIA, 0.18L
AC-AC-006	DISPLACEMENT BALL 100MM DIA, 0.52L
AC-AC-007	DISPLACEMENT BALL 150MM DIA, 1.77L



EMISSION SPEC BLADDERS

Premier Fuel Systems unique Emi-Spec product meets the requirement of the automotive industry for a safety fuel bladders impermeable to fuel vapour.



PART NO:	DESCRIPTION
1200-0740	FERRARI F40 EMI-SPEC FT3-1999 FUEL BLADDER L/H
1200-0741	FERRARI F40 EMI-SPEC FT3-1999 FUEL BLADDER R/H
1200-0750	FERRARI F50 EMI-SPEC FT3-1999 FUEL BLADDER
1200-0736	FERRARI 360 EMI-SPEC FT3-1999 FUEL BLADDER L/H
1200-0737	FERRARI 360 EMI-SPEC FT3-1999 FUEL BLADDER R/H
1200-0743	FERRARI 430 EMI-SPEC FT3-1999 FUEL BLADDER L/H
1200-0744	FERRARI 430 EMI-SPEC FT3-1999 FUEL BLADDER R/H
1200-0715	JAGUAR XJR15 EMI-SPEC FT3-1999 FUEL BLADDER
1200-0722	JAGUAR XJ220 EMI-SPEC FT3-1999 FUEL BLADDER

OEM/HISTORIC FUEL BLADDERS

BLADDER ASSY	COMPLETE SYS	DESCRIPTION
RALLY		
1200-0452	1200-0450	MITSUBISHI 80LTR UNDERFLOOR EVO IX
1200-0462	1200-0460	MITSUBISHI 80LTR UNDERFLOOR EVO X
1200-0502	1200-0500	SUBARU N11 / 12 80LTR UNDERFLOOR
1200-0512	1200-0510	SUBARU N14 / 15 80LTR UNDERFLOOR
N/A	1200-0622	PORSCHE 997 RALLY SPEC
PORSCHE		
1200-0522	1200-0520	PORSCHE 996 100LTR RACE
1200-0602	1200-0600	PORSCHE 997 100LTR RACE
1200-0621	1200-0620	PORSCHE 997 120LTR RACE
1200-0624	1200-0623	PORSCHE 991 100LTR RACE
1200-0627	1200-0625	PORSCHE 991 120LTR RACE
HISTORIC PORSCHE		
1200-0515	1200-0514	PORSCHE 934 / 935
1200-0519	N/A	PORSCHE 962 GROUP C / IMSA
1200-0964	1200-0965	PORSCHE 964 120LTR RACE
1200-0993	1200-0994	PORSCHE 993 100LTR RACE
LEFT HAND	RIGHT HAND	HISTORIC / VINTAGE
1200-0650	1200-0651	FORD GT40
1200-0646	1200-0645	METRO 6R4
1200-0660	1200-0661	CHEVRON B16 / B19
JAGUAR		
1200-0700		JAGUAR C-TYPE
1200-0701		JAGUAR D-TYPE
1200-0702		JAGUAR E-TYPE



EXPLOSION SUPPRESSANT FOAM

MIL-DTL-83054C Explosion Suppressant Safety Foam reduces fuel surge and eliminates slosh. (10 litre blocks). Custom sizes available on request.

PART NO:	DESCRIPTION
9002-0101	YELLOW 200MM X 200 MM X 250 MM
9002-0102	BLUE 200MM X 200 MM X 250 MM
9002-0103	COARSE BLACK* 200MM X 200 MM X 250 MM



FIA REFUELLING BOTTLES & STAND



SINGLE BREATHER	TWIN BREATHER	REMOTE BREATHER	SPT12 BREATHER	OPTIONS
0105-3800	0110-3800	0120-3800	0125-3800	1 1/2" STRAIGHT
0105-3845	0110-3845	0120-3845	0125-3845	1 1/2" 45°
0105-5700 (1)	0110-5700	0120-5700 (4)	0125-5700	2" STRAIGHT
0105-5745 (2)	0110-5745 (3)	0120-5745	0125-5045	2" 45°
N/A	N/A	N/A	0125-1200 (5)	SPT12F

REFUELLING BOTTLE STAND

PART NO:	DESCRIPTION
0160-2500	(6) UNIVERSAL REFUELLING BOTTLE STAND

FIA FEMALE REFUELLING VALVES

FEMALE (9)	FEMALE WITH MANIFOLD (10)	TWIN FEMALE (11)	TWIN WITH MANIFOLD (12)	OPTIONS
0010-3810	0010-3815	0010-3820	0010-3821	1 1/2" STRAIGHT
0010-5710	0010-5711	0010-5720	0010-5721	2" STRAIGHT

FIA MALE REFUELLING VALVES

MALE	MALE SINGLE HANDLE (15)	TWIN MALE HORIZONTAL HANDLE (16)	TWIN MALE VERTICAL HANDLE	OPTIONS
0010-3800	0010-3801	0010-3802	0010-3803	1 1/2" STRAIGHT
0010-5700 (13)	0010-5701	0010-5702	0010-5703	2" STRAIGHT
0010-5705 (14)	0010-5706	0010-5707	0010-5708	2" SNAPLOCK

HISTORIC / VINTAGE REFUELLING VALVES

PART NO:	DESCRIPTION
0010-9000	(20) REFUELLING VALVE HISTORIC PROBE
0010-9050	(21) REFUELLING VALVE HISTORIC CAR SIDE
0040-0309	(22) REFUELLING VALVE HISTORIC CAR SIDE FLUSH FILLER CAP
0010-9057	(23) REFUELLING VALVE HISTORIC CAR SIDE PP20M
0010-5715	(24) REFUELLING VALVE HISTORIC CAR SIDE PP20FRM



FIA REFUELLING VALVE SEAL KITS

(PETROL & ETHANOL COMPATIBLE)

MALE VALVE (7)	FEMALE VALVE (8)	OPTIONS
3000-3885	3250-0222	1 1/2" VALVE
3000-5785	3250-0330	2" VALVE



REFUELLING HANDLES

SINGLE HANDLE (17)	TWIN MALE HORIZONTAL HANDLE (18)	TWIN MALE VERTICAL HANDLE (19)	OPTIONS
0020-3810	0020-3820	0020-3825	1 1/2" HANDLE
0020-5710	0020-5720	0020-5725	2" HANDLE

OEM REFUELLING VALVES AND FILLER CAPS

PART NO:	DESCRIPTION
0040-0410	(25) FLUSH FILLER CAP 9 HOLE FERRARI SPEC
0040-0420	(26) FLUSH FILLER CAP (INTERCHANGABLE WITH 0010-5720)
7000-0117	(27) FLUSH FILLER CAP ON TWIN VALVE FLANGE 6 HOLE (PORSCH 997 SPEC)

FILLER CAPS & FILLER FUNNELS

PART NO:	DESCRIPTION
0040-0400	(28) FLUSH FILLER CAP 4" (101.6 MM PCD 9 HOLE (BLACK
0044-0508	(29) FILLER FUNNEL 2" (50.8 MM OD TO SUIT 4" PCD 9 HOLE FILLER CAP
0044-0572	FILLER FUNNEL 2 1/4" (57MM OD TO SUIT 4" PCD 9 HOLE FILLER CAP
0044-0635	FILLER FUNNEL 2 1/2" (63.5 MM OD TO SUIT 4" PCD 9 HOLE FILLER CAP
4510-5080	(30) FILLER HOSE FIA FT3 MATERIAL 2" (50.8 MM ID X 1 METRE
4510-5715	FILLER HOSE FIA FT3 MATERIAL 2 1/4" (57MM ID X 1 METRE
4510-6350	FILLER HOSE FIA FT3 MATERIAL 2 1/2" (63.5 MM ID X 1 METRE

STAUBLI SPT12 FILLER AND ADAPTORS

PART NO:	DESCRIPTION
0711-1200	(31) STAUBLI SPT12 FLANGE MOUNT MALE VALVE
0710-1260	(32) STAUBLI SPT12 FLANGE MOUNT 60° AN-12 MALE ADAPTOR
0710-1290	(33) STAUBLI SPT12 FLANGE MOUNT 90° AN-12 MALE ADAPTOR
0710-1200	(34) STAUBLI SPT12 FLANGE MOUNT 180° AN-12 MALE ADAPTOR
0710-1600	(35) STAUBLI SPT12 FLANGE MOUNT 5/8" SAE J2044 MALE ADAPTOR



FUEL PRESSURE REGULATORS

FUELAB 535/545 Series Fuel Pressure Regulators have all the same great features as the original 515/525 series, only smaller and weigh 50% less. They accept port style and non-port style union fittings without interference. Several configurations are available, supporting carburetted applications as low as 10 PSID to fuel injected applications up to 125 PSID. The 535 Series Fuel Pressure Regulator has a -6AN return port located on the bottom. The 545 Series has its return port in-line with the inlet port (not on the bottom) which allows for easy installation in extremely tight locations. Dimensions: 38.0mm D x 50.0mm W x 57.0mm H and weighs only 150g.

PART NO:	DESCRIPTION
53501	MINI REGULATOR -6AN INLETS / EFI (25-90 PSID)
53502	MINI REGULATOR -6AN INLETS / EFI (90-125 PSID)
54501	INLINE MINI REGULATOR -6AN INLETS / EFI (25-90 PSID)
54502	INLINE MINI REGULATOR -6AN INLETS / EFI (90-125 PSID)

Two -6AN inlet ports and one -6AN return port
 Petrol, diesel, methanol, and ethanol fuel compatible
 Fine thread pitch for precise pressure adjustment
 Versatile mounting bracket and stainless steel hardware



IN-TANK FUEL HOSE

Manufactured from transparent Nylon PA12. Fully flexible, convoluted section, high mechanical strength and minimum wall thickness. The smooth cuffs both ends allow for direct fit onto pump or can be crimped/clipped onto -6 straight and 90 degree ends.



PART NO:	DESCRIPTION
14501	CONVOLUTED IN-TANK FUEL HOSE, 152MM LENGTH, 8MM ID
14504	CONVOLUTED IN-TANK FUEL HOSE, 250MM LENGTH, 8MM ID
14505	CONVOLUTED IN-TANK FUEL HOSE, 500MM LENGTH, 8MM ID
14506	CONVOLUTED IN-TANK FUEL HOSE, 750MM LENGTH, 8MM ID
14507	CONVOLUTED IN-TANK FUEL HOSE, 1000MM LENGTH, 8MM ID
RC220006TDBB	-6 STRAIGHT HOSE END FOR HOSE IN BLACK
90096	NORMA COBRA HOSE CLIP STAINLESS FOR HOSE END
RC2270-06	CRIMP COLLAR FOR HOSE END

FUEL TANK SURGE SYSTEMS

FUELAB now offers Fuel Surge Tank Systems, designed to prevent fuel starvation due to fuel surge or limited tank baffling. Particularly suitable for use where fast changes in G-forces can allow air to be picked up by the main fuel pump. Fuel Surge Tank Systems maintain a small amount of fuel to operate its own internal fuel pump(s) that can supply high fuel flow rates, while only needing low fuel pressure from the main fuel tank pump. Mounting kits, filters and hoses are available separately. Requires a return line. Two sizes available (rated volume: 2.7 L and 2.1 L / height 290mm and 235mm)

PART NO:	DESCRIPTION
60701	SINGLE 240LPH PUMP 2.1L TANK
60702	TWIN 240LPH PUMPS 2.1L TANK
60711	SINGLE 240LPH PUMPS 2.7L TANK
60712	TWIN 240LPH PUMPS 2.7L TANK
23901	2.1L BRACKET, HOSE & HARDWARE
23902	2.7L BRACKET, HOSE & HARDWARE
84832-1	-8 FUELAB FILTER
45102	BILLET FUEL FILTER BRACKET



HOLLEY FUEL PUMPS & REGULATOR

Holley carburettor polished billet look fuel pumps provide constant fuel with no pulsation and include the mounting bracket. Regulator sold separately.

PART NO:	DESCRIPTION	IN	OUT	FREE FLOW L/PH	MAX PRESSURE
12-801	HOLLEY RED	3/8NPT	3/8NPT	367 L/PH	7 PSI
12-812	HOLLEY BLUE	3/8NPT	3/8NPT	416 L/PH	14 PSI
12-815	HOLLEY BLACK	3/8NPT	3/8NPT	530 L/PH	14 PSI

PART NO:	DESCRIPTION
12-804	HOLLEY ADJUSTABLE REGULATOR 1-4PSI 3/8NPT, INCLUDES MOUNTING BRACKET



IN-TANK FUEL HOSE

Push fit submersible fuel hose with 7.3mm ID (suitable for 8mm).

PART NO:	DESCRIPTION
2190.0615	SUBMERSIBLE FUEL HOSE 7.3MM ID, SOLD PER METRE



ALLOY FUEL SWIRL POTS

Professionally made alloy fuel swirl pots, all made in the UK. Universal and perfect for motorsport use on fuel injection cars ensuring constant fuel flow and reducing starvation during races.

PART NO:	CAPACITY	SIZE MM	DESCRIPTION
OBPA020	1 LITRE	135(H)X100(DIA)	BASE MOUNT, 2X 10MM INLETS 1X 10MM TOP BREATHER 1X 12MM OUTLET
OBPJCS23	1 LITRE	135(H)X100(DIA)	BASE MOUNT, 2X -6 INLETS 1X -6 TOP BREATHER 1X -8 OUTLET
OBPA023	1 LITRE	135(H)X100(DIA)	B/HEAD MOUNT, 2X 10MM INLETS 1X10MM TOP BREATHER 1X12MM OUTLET
OBPA026	1.5 LITRE	100(H)X220(DIA)	BASE MOUNT, 2X 10MM INLETS 1X 10MM TOP BREATHER 1X 12MM OUTLET
OBPJCS24	1.5 LITRE	100(H)X220(DIA)	BASE MOUNT, 2X -6 INLETS 1X -6 TOP BREATHER 1X -8 OUTLET
OBPA027	1.5 LITRE	100(H)X220(DIA)	B/HEAD MOUNT, 2X 10MM INLETS 1X10MM TOP BREATHER 1X12MM OUTLET
OBPA021	2 LITRE	100(H)X280(DIA)	BASE MOUNT, 2X 10MM INLETS 1X 10MM TOP BREATHER 1X 12MM OUTLET
OBPJCS25	2 LITRE	100(H)X280(DIA)	BASE MOUNT, 2X -6 INLETS 1X -6 TOP BREATHER 1X -8 OUTLET
OBPA022	2 LITRE	100(H)X280(DIA)	B/HEAD MOUNT, 2X 10MM INLETS 1X10MM TOP BREATHER 1X12MM OUTLET



NEWTON EQUIPMENT LTD

AERO FILLER CAPS & NECKS

Flush fitting aircraft filler caps & necks. To release the filler cap the lever is lifted and turned. A smart clean looking cap with a low aerodynamic profile.

Specifications:

AIRFIL2 - 80mm OD, 63.5mm PCD, 35.3mm refuelling hole.

AIRFIL3 - 94mm OD, 76.2mm PCD, 44.5mm refuelling hole.

AIRFIL4 - 120mm OD, 101.6mm PCD, 58.0mm refuelling hole.

PART NO:	DESCRIPTION
AIRFIL2	AERO 200 CAP ONLY - NON LOCKING
AIRFIL2I	AERO 200 CAP WITH 52MM INTEGRAL NECK - NON LOCKING
AIRFIL3	AERO 300 CAP ONLY - NON LOCKING
AIRFIL3I	AERO 300 CAP WITH 57MM INTEGRAL NECK - NON LOCKING
AIRFIL4	AERO 400 CAP ONLY - NON LOCKING
AIRFIL4I	AERO 400 CAP WITH 57MM INTEGRAL NECK - NON LOCKING
AIRSPI2.25	ALUMINIUM FILLER NECK, 57MM (TO SUIT AERO 400 CAP)
AIRSPI2	ALUMINIUM FILLER NECK, 52MM (TO SUIT AERO 400 CAP)



ROLL OVER VALVES

Newton's roll over valves feature both a hollow plastic ball and a stainless steel ball allowing the tank to vent and preventing fuel from escaping if the vehicle inverts in a crash.

TRL - designed to be installed in-line, in a vertical position.

TRV - tank vent valves for direct mounting to fuel tanks.

FI AVR - inline or tank mounting. Developed in response to FIA regulation, Appendix J.

PART NO:	ROLL-OVER VALVES
TRL6	INLINE -6 ENTRY / -6 EXIT THREAD
TRL7	INLINE 1/4" PUSH ON ENTRY / 1/4" PUSH ON EXIT
TRL8	INLINE -6 THREAD ENTRY / 1/4" PUSH ON EXIT
TRL88	INLINE 5/16" PUSH ON ENTRY / 5/16" PUSH ON EXIT
FI AVRJ6-6	FIA - INLINE -6 ENTRY / -6 EXIT THREAD
FI AVR16-6	FIA - INLINE M16 ENTRY / -6 EXIT THREAD
TRV66	-6 THREAD / 9/16" UNF (-6) TANK THREAD
TRV67	1/4" PUSH ON / 9/16" UNF (-6) TANK THREAD
TRV68	5/16" PUSH ON / 9/16" UNF (-6) TANK THREAD
TRV86	-6 THREAD / 3/4" UNF (-8) TANK THREAD



TRL7



VRJ6-6

MOGAL

FUEL SAMPLING KITS

The MSA states that cars competing in British or MSA titled championships must have a system built in to enable taking a fuel sample. Comes complete with 2m of hose, dry break and tee piece.

PART NO:	FUEL SAMPLING KITS
FSK1	FUEL SAMPLING KIT -6 MALE/FEMALE
FSK2	FUEL SAMPLING KIT -6 MALE/MALE
FSK3	FUEL SAMPLING KIT 8MM PUSH ON
FSK1PO	AS FSK1 BUT TEE & PLUG HALF ONLY
FSK2PO	AS FSK2 BUT TEE & PLUG HALF ONLY
FSK3PO	AS FSK3 BUT TEE & PLUG HALF ONLY



ENOTS FILLER CAPS & NECKS

Polished aluminium Enots caps & necks.

PART NO:	DESCRIPTION
MON2	ENOTS QUICK RELEASE FILLER CAP 2"
MON25	ENOTS QUICK RELEASE FILLER CAP 2 1/2"
MON275	ENOTS QUICK RELEASE FILLER CAP 2 3/4"
FLAA2	ALLOY TANK NECK 2" (WITH FLANGE)
FLAA25	ALLOY TANK NECK 2 1/2" (WITH FLANGE)
FLAA275	ALLOY TANK NECK 2 3/4" (WITH FLANGE)
COLA2	ALLOY THREADED COLLAR 2"
COLA25	ALLOY THREADED COLLAR 2 1/2"
COLA275	ALLOY THREADED COLLAR 2 3/4"



FUEL FILLER NECK HOSE ANGLES

Made from fuel resistant rubber. Other sizes/angles available.

PART NO:	FUEL FILLER HOSES
NH438	38MM 45 DEG BEND THICKWALL FUEL HOSE
NH451	51MM 45 DEG BEND THICKWALL FUEL HOSE
NH457	57MM 45 DEG BEND THICKWALL FUEL HOSE
NH938	38MM 90 DEG BEND THICKWALL FUEL HOSE
NH951	51MM 90 DEG BEND THICKWALL FUEL HOSE
NH957	57MM 90 DEG BEND THICKWALL FUEL HOSE



FUEL FILLER NECK HOSE STRAIGHTS

Made from fuel resistant rubber. Other sizes/angles available.

PART NO:	FUEL FILLER HOSES
NH38F	38MM STRAIGHT LIGHTWEIGHT FLEXIBLE FUEL HOSE (PER CM)
NH51F	51MM STRAIGHT LIGHTWEIGHT FLEXIBLE FUEL HOSE (PER CM)
NH57F	57MM STRAIGHT LIGHTWEIGHT FLEXIBLE FUEL HOSE (PER CM)
NH38NR	38MM STRAIGHT THICKWALL FUEL HOSE (PER CM)
NH51NR	51MM STRAIGHT THICKWALL FUEL HOSE (PER CM)
NH57NR	57MM STRAIGHT THICKWALL FUEL HOSE (PER CM)



GOODRIDGE

OIL/FUEL ALLOY CHECK VALVES

An alloy cased flap check valve for low pressure oil and fuel.

PART NO:	ALLOY CHECK (FLAP) VALVES
FCV-04	ALLOY CHECK VALVE OIL/FUEL LOW PRESS -4
FCV-06	ALLOY CHECK VALVE OIL/FUEL LOW PRESS -6
FCV-08	ALLOY CHECK VALVE OIL/FUEL LOW PRESS -8
FCV-10	ALLOY CHECK VALVE OIL/FUEL LOW PRESS -10



OIL/FUEL FILTER

Large capacity oil/fuel filter. 149 micron in line filter with a fine mesh filter which can be removed and cleaned.

PART NO:	LARGE CAPACITY FUEL FILTER
FF572-04	149 MICRON FUEL/OIL FILTER -4
FF572-06	149 MICRON FUEL/OIL FILTER -6
FF572-08	149 MICRON FUEL/OIL FILTER -8
FF572-10	149 MICRON FUEL/OIL FILTER -10



Hardware & Tapes



OUR SUPPLIERS

RACEPARTS

GOODRIDGE

tesa

3M

ADVANCE

Thomas & Betts

HARDWARE & TAPES

WASHERS, CIRCLIPS, TYRAPs & BLOCKS, 74
LOCKWIRE, ACCESSORIES 75
TAPES

FOR HEATSHIELD TAPES & SHEETS SEE PAGES 77-80
COPPER WASHERS SEE PAGE 89
FOR NUTS & BOLTS SEE PAGES 107-109
FOR COMPETITION CAR NUMBERS SEE PAGE 125

WASHERS



THIN AN WASHERS - 0.032"	
PART NO:	BOLT SIZE
AN960-08L	8/32"
AN960-10L	10/32"
AN960-416L	1/4"
AN960-516L	5/16"
AN960-616L	3/8"
AN960-716L	7/16"
AN960-816L	1/2"
AN960-916L	9/16"
AN960-1016L	5/8"
AN960-1216L	3/4"



THICK AN WASHERS - 0.063"	
PART NO:	BOLT SIZE
AN960-08	8/32"
AN960-10	10/32"
AN960-416	1/4"
AN960-516	5/16"
AN960-616	3/8"
AN960-716	7/16"
AN960-816	1/2"
AN960-916	9/16"
AN960-1016	5/8"
AN960-1216	3/4"



SCHNORR WASHERS	
PART NO:	BOLT SIZE
SCHNORRS5	M5, 3/16"
SCHNORRS6	M6
SCHNORRS6.35	1/4"
SCHNORRS7	M7
SCHNORRS8	M8, 5/16"
SCHNORRS10	M10, 3/8"
SCHNORRS11.1	7/16
SCHNORRS12	M12
SCHNORRS12.7	1/2"
SCHNORRS14	M14, 9/16"



COUNTERSUNK MS WASHERS	
PART NO:	BOLT SIZE
MS20002C4	1/4"
MS20002C5	5/16"
MS20002C6	3/8"
MS20002C7	7/16"
MS20002C8	1/2"
MS20002C9	9/16"
MS20002C10	5/8"
MS20002C12	3/4"
MS20002C14	7/8"
MS2000C16	1"



SPRING WASHERS	
PART NO:	ID
F55820	3/16"
F55830	1/4"
F55840	5/16"
F55850	3/8"
F55860	7/16"
F55925	4MM
F55920	5MM
F55930	6MM
F55940	8MM
F55950	10MM



PENNY WASHERS		
PART NO:	ID	OD
F56000	3/16"	1"
F56010	1/4"	1"
F56030	5/16"	1"
F56040	5/16"	1.5"
F56050	3/8"	1.5"
F56070	3/8"	2"
F56250	5MM	15MM
F56252	6MM	20MM
F56253	8MM	30MM
F56255	10MM	40MM



INTERNAL LOCK WASHERS	
PART NO:	ID
F56131	3/16"
F56132	1/4"
F56133	5/16"
F56134	3/8"



TINNERMAN WASHERS	
PART NO:	ID
A3235-028-24A	3/16(M5)
A3475-028-24A	1/4(M6)



E RETAINER CLIPS	
PART NO:	BOLT SIZE
F59351	1.5MM
F59352	2.3MM
F59353	3.2MM
F59354	4.0MM
F59355	5.0MM
F59356	6.0MM
F59357	8.0MM
F59358	10.0MM
F59359	12.0MM
F59360	15.0MM

CIRCLIPS



N1300 INTERNAL CIRCLIPS	
PART NO:	DESCRIPTION
N1300-62	0.625 SHAFT OD
N1300-68	0.688 SHAFT OD
N1300-75	0.750 SHAFT OD
N1300-81	0.812 SHAFT OD
N1300-87	0.875 SHAFT OD
N1300-90	0.906 SHAFT OD
N1300-93	0.938 SHAFT OD
N1300-100	1.000 SHAFT OD
N1300-106	1.062 SHAFT OD
N1300-112	1.125 SHAFT OD
N1300-118	1.188 SHAFT OD
N1300-125	1.250 SHAFT OD
N1300-131	1.312 SHAFT OD
N1300-137	1.375 SHAFT OD
N1300-143	1.438 SHAFT OD
N1300-150	1.500 SHAFT OD
N1300-156	1.562 SHAFT OD
N1300-162	1.625 SHAFT OD
N1300-168	1.688 SHAFT OD
N1300-175	1.750 SHAFT OD



N1400 EXTERNAL CIRCLIPS	
PART NO:	DESCRIPTION
N1400-62	0.625 SHAFT OD
N1400-68	0.688 SHAFT OD
N1400-75	0.750 SHAFT OD
N1400-81	0.812 SHAFT OD
N1400-87	0.875 SHAFT OD
N1400-90	0.906 SHAFT OD
N1400-93	0.938 SHAFT OD
N1400-100	1.000 SHAFT OD
N1400-106	1.062 SHAFT OD
N1400-112	1.125 SHAFT OD
N1400-118	1.188 SHAFT OD
N1400-125	1.250 SHAFT OD
N1400-131	1.312 SHAFT OD
N1400-137	1.375 SHAFT OD
N1400-143	1.438 SHAFT OD
N1400-150	1.500 SHAFT OD
N1400-156	1.562 SHAFT OD
N1400-162	1.625 SHAFT OD
N1400-168	1.688 SHAFT OD
N1400-175	1.750 SHAFT OD

TYRAPPS & BLOCKS



TYRAPPS	
PART NO:	DESCRIPTION
TY23M	0.094" X 3.62" WHITE
TY23MX	0.094" X 3.62" BLACK
TY232M	0.094" X 8.00" WHITE
TY232MX	0.094" X 8.00" BLACK
TY24M	0.140" X 5.50" WHITE
TY24MX	0.140" X 5.50" BLACK
TY26M	0.140" X 11.08" WHITE
TY26MX	0.140" X 11.08" BLACK
TY25M	0.184" X 7.31" WHITE
TY25MX	0.184" X 7.31" BLACK
TY28M	0.184" X 14.19" WHITE
TY28MX	0.184" X 14.19" BLACK
TY27M	0.301" X 13.38" WHITE
TY27MX	0.301" X 13.38" BLACK
TY46MD	DOUBLE TYRAP WHITE
TY46MT	TRIPLE TYRAP WHITE

TYRAP BLOCKS	
PART NO:	DESCRIPTION
TC104	SMALL BLOCKS WHITE
TC104B	SMALL BLOCKS BLACK
TC102	MED BLOCKS WHITE
TC102B	MED BLOCKS BLACK
TC105	ALLY TYRAP BLOCKS

LOCKWIRE



LOCKWIRE	
PART NO:	DESCRIPTION
LWD595	1/2 KG ROLL X 0.50MM
LWD596	1/2 KG ROLL X 0.61MM
LWD597	1/2 KG ROLL X 0.80MM
LWD598	1/2 KG ROLL X 1.01MM

ACCESSORIES



LOCKWIRE ACCESSORIES	
PART NO:	DESCRIPTION
3745	BOLT DRILLING JIG IMPERIAL
3750	BOLT DRILLING JIG METRIC
KEN5583920K	10" WIRE TWISTERS
KEN5583900K	8" WIRE TWISTERS



TAPES



TESA PREMIUM STRENGTH MOTORSPORT TAPE	
PART NO:	DESCRIPTION
4651-2B	50MM X 50M BLACK TAPE
4651-2BL	50MM X 50M BLUE TAPE
4651-2G	50MM X 50M GREY TAPE
4651-2R	50MM X 50M RED TAPE
4651-2W	50MM X 50M WHITE TAPE
4651-2Y	50MM X 50M YELLOW TAPE
4651-2GN	50MM X 50M GREEN TAPE



ADVANCED STANDARD STRENGTH TANK TAPE	
PART NO:	DESCRIPTION
AT175B	50MM X 50M BLACK TAPE
AT175BL	50MM X 50M LIGHT BLUE TAPE
AT175G	50MM X 50M LIGHT GREEN TAPE
AT175R	50MM X 50M RED TAPE
AT175S	50MM X 50M SILVER TAPE
AT175W	50MM X 50M WHITE TAPE
AT175Y	50MM X 50M YELLOW TAPE



MISC LOW STRENGTH TAPE	
PART NO:	DESCRIPTION
AT175DB	50MM X 50M DARK BLUE
AT175DG	50MM X 50M DARK GREEN
AT175O	2" X 30' ORANGE TAPE
AT175P	2" X 30' PURPLE TAPE
AT175BR	2" X 30' BROWN TAPE
AT175BU	2" X 30' BURGUNDY TAPE
AT175T	2" X 30' TEAL TAPE



SELF FUSING SILICONE RESCUE TAPE	
PART NO:	DESCRIPTION
RESCUETAPEBK	BLACK 2" ROLL
RESCUETAPEBL	BLUE 2" ROLL
RESCUETAPECL	CLEAR 2" ROLL
RESCUETAPEGR	GREEN 2" ROLL
RESCUETAPERE	RED 2" ROLL
RESCUETAPEWH	WHITE 2" ROLL



SINGLE SIDED FOAM TAPE	
PART NO:	DESCRIPTION
SEL3360	10MM WIDE, 3MM THICK X 25M
SEL3180	25MM WIDE, 3MM THICK X 25M
SEL3280	50MM WIDE, 3MM THICK X 25M
SEL3259	100MM WIDE, 3MM THICK X 25M
SEL3251	25MM WIDE, 6MM THICK X 12M
SEL3244	50MM WIDE, 6MM THICK X 12M



SINGLE SIDED FOAM SHEETS	
PART NO:	DESCRIPTION
AT210-3	1M X 1M X 3MM THICK
AT210-6	1M X 1M X 6MM THICK
AT210-9	1M X 1M X 9MM THICK
AT210-12	1M X 1M X 12MM THICK
AT210-15	1M X 1M X 15MM THICK



3M HELICOPTER TAPES - 0.012" THICK	
PART NO:	DESCRIPTION
8561-2	2" WIDE, 36 YARD ROLL
8561-4	4" WIDE, 36 YARD ROLL
8561-6	6" WIDE, 36 YARD ROLL



ISC HELICOPTER TAPES - 0.008" THICK	
PART NO:	DESCRIPTION
HT1308	1" WIDE, 30 FOOT ROLL
HT2308	2" WIDE, 30 FOOT ROLL
HT4308	4" WIDE, 30 FOOT ROLL



ELECTRICAL INSULATING TAPE	
PART NO:	DESCRIPTION
EITBK	BLACK
EITBL	BLUE
EITBR	BROWN
EITYL	YELLOW



3M & ADVANCED FOIL TAPES	
PART NO:	DESCRIPTION
AT500	ADVANCED TAPE 2" WIDE
425-25	3M HEAVY DUTY 1" WIDE
425-50	3M HEAVY DUTY 2" WIDE



3M HEAVY DUTY DUAL LOCK	
PART NO:	DESCRIPTION
SJT355T	DUAL LOCK 25MM X 10M
SJT355T/1	DUAL LOCK 25MM X 1M



3M STANDARD DUTY SELF ADHESIVE VELCRO	
PART NO:	DESCRIPTION
SJ352D	VELCRO 25MM X 10M
SJ352D/1	VELCRO 25MM X 1M



PEDAL TAPE	
PART NO:	DESCRIPTION
PEDTAP2	2" WIDE PEDAL TAPE X 1'
PEDTAP4	4" WIDE PEDAL TAPE X 1'



AT27 TRANSLUCENT REPAIR TAPE	
PART NO:	DESCRIPTION
AT27-2	AT27 TAPE 50MM X 33M
AT27-4	AT27 TAPE 100MM X 33M



3M DOUBLE SIDED TAPE	
PART NO:	DESCRIPTION
9473-1	1" WIDE 60 YARD ROLL
9473-2	2" WIDE 60 YARD ROLL

Heat Insulation & Protection



OUR SUPPLIERS



HEAT INSULATION & PROTECTION

THERMOTEC EXHAUST WRAPS & ACCESSORIES, SLEEVES AND HOSE/CABLE INSULATION	77
THERMOTEC HEAT BARRIERS & HEAT CONTROL/ NOISE SUPPRESSION MATS	78
THERMOTEC COMPONENT SPECIFIC PRODUCTS, HEAT SHIELDS AND ZIRCOTEC'S ZIRCOFLEX HEAT SHIELD MATERIAL	79
RACEPARTS GLASS CLOTHS, FOILS & HEAT SHIELD MATERIALS	80



EXHAUST INSULATING WRAP

The original exhaust wrap developed by Thermotec over 30 years ago. Creates more horsepower, reduces intake temperatures and increase exhaust scavenging.

Withstands temperatures up to 2000°F, contains no asbestos. Also available in black and carbon. The Copper Wrap has improved heat resistance by up to 30%.



PART NO:	DESCRIPTION
11001	1" X 50' WHITE
11002	2" X 50' WHITE
11151	1" X 15' WHITE
11152	2" X 15' WHITE

PART NO:	DESCRIPTION
11021	1" X 50' BLACK
11022	2" X 50' BLACK
11153	1" X 15' BLACK
11154	2" X 15' BLACK

PART NO:	DESCRIPTION
11041	1" X 50' CARBON
11042	2" X 50' CARBON

PART NO:	DESCRIPTION
11031	1" X 50' COPPER
11032	2" X 50' COPPER

HI-HEAT COATING

This coating protects the Exhaust Insulating Wrap from abrasion and harmful liquid spills. Extra resins and binders toughen the surface helping to extend the life of the wrap by protecting it from friction and sealing the pores to minimize the penetration of harmful liquids.

PART NO:	DESCRIPTION
12001	HI-HEAT COATING BLACK
12002	HI-HEAT COATING SILVER
12003	HI-HEAT COATING COPPER



SNAP STRAP

The new, improved Snap Strap comes in pre-cut lengths. The stainless steel Snap Straps resist high temperatures and secure Exhaust Insulating Wrap.

PART NO:	DESCRIPTION
13101	8 X 9" STRAPS & 4 X 18" STRAPS
13105	6 X 9" STRAPS & 4 X 18" STRAPS
13150	12 X 9" STRAPS
13160	6 X 18" STRAPS
13170	10 X 200MM STAINLESS STEEL TIES



THERMO SLEEVE

Provides protection from radiant heat for hoses and wires, reflecting over 90% of heat. The sleeve is also fireproof and oil resistant.

PART NO:	DESCRIPTION
14005	0.25" TO 0.5" X 3' LONG
14006	0.25" TO 0.5" X 12' LONG
14010	0.625" TO 1" X 3' LONG
14011	0.625" TO 1" X 12' LONG
14015	1.125" TO 1.5" X 3' LONG
14016	1.125" TO 1.5" X 12' LONG
14020	1.625" TO 2" X 3' LONG
14021	1.625" TO 2" X 12' LONG
14025	2.125" TO 2.5" X 3' LONG
14026	2.125" TO 2.5" X 12' LONG



EXPRESS SLEEVES

The easy to use sleeving is a combination of a high temperature insulation material to a highly reflective Mylar foil with a Velcro closure. The sleeving is designed to provide maximum protection for wires, hoses, and cables from the very damaging effect of radiant heat with an easy application. Simply pull apart the material, wrap around the wire, and re-close the sleeving. Express Sleeves reflect over 90% of radiant heat up to 2000°F, can withstand direct continuous temperatures up to 750°F

PART NO:	DESCRIPTION
14030	1/2"-1" 3FT
14035	1"-1.5" 3FT



FIREFLEX HOSE/CABLE INSULATION

This is used to protect wires, cables and hoses from extreme and continuous high temperatures (up to 500°F) The thick, high temperature fibreglass sleeve is jacketed with a non-permeable, heavy flexible silicone coating, resists all automotive chemicals and solvents, and provides a substantial level of abrasion and puncture protection Available per metre.

PART NO:	NOMINAL SIZE
FIN0.38	3/8", 10MM
FIN0.50	1/2", 12MM
FIN0.63	5/8", 16MM
FIN0.75	3/4", 19MM
FIN0.88	7/8", 22MM
FIN1.00	1", 25MM
FIN1.50	1 1/2", 38MM
FIN2.00	2", 52MM



INSULTHERM HOSE/CABLE INSULATION

This is used to protect wires, cables and hoses from extreme and continuous high temperatures (up to 1200°F). Constructed from resin coated heavy weighted braided fibreglass which will not burn, melt or become brittle. Can be used to deflect or retain heat Cut and abrasion resistant, asbestos free, and resists fuel and engine chemicals. Available per metre.

PART NO:	NOMINAL SIZE
FGN0.25	1/4", 6MM
FGN0.38	3/8", 10MM
FGN0.50	1/2", 12MM
FGN0.63	5/8", 16MM
FGN0.75	3/4", 19MM
FGN0.88	7/8", 22MM
FGN1.00	1", 25MM
FGN1.50	1 1/2", 38MM





Raceparts is an official UK distributor for Thermo Tec products.

NOISE SUPPRESSION & HEAT CONTROL MAT

Ideal when both sound and radiant heat control are needed. In addition to the polyethylene film, the foil surface provides direct protection from radiant heat. It is 2mm thick with an adhesive backing, and is easy to trim and fit.

PART NO:	DESCRIPTION
14600	12" X 12" TWO PIECES
14610	36" X 24"
14620	60" X 36"



COOL IT MAT

Used to combat excessive heat and noise that penetrates the driver compartment through the firewalls and flooring. Composed of resin-bonded silica blanketing insulation sandwiched between a mylar facing on one side and a foil facing on the other.

PART NO:	DESCRIPTION
14100	24" X 48"
14110	48" X 48"



ADHESIVE BACKED SILVER HEAT BARRIER

The adhesive backed heat barrier protects parts and components from radiant heat. It can be used to protect painted surfaces, plastic parts or any component from the damaging effects of radiant heat. Withstands temperatures up to 2000°F.

PART NO:	DESCRIPTION
13500	12" X 12"
13575	12" X 24"
13585	24" X 36"
13590	24" X 48"



KEVLAR HEAT BARRIER

The Kevlar Heat Barrier is made from Kevlar with a Mylar finish. The Barrier can withstand up to 3000°F of radiant heat and can withstand direct contact up to 1100°F. Reflects 90% of radiant heat. Many uses as a heat shield or for heat retention.

PART NO:	DESCRIPTION
16850	26" X 40"



SEAM TAPE

Seam Tape consists of a two layer, highly reflective foil with a special acrylic adhesive system. This flame retardant tape is highly puncture proof, tear resistant and features superior adhesion even under the most extreme conditions.

PART NO:	DESCRIPTION
13997	2" X 30' ROLL



THERMO GUARD FR

The best in heat and sound insulation. It also absorbs vibration and protects from radiant heat. Composed of a synthetic flame retardant fibre felt and a high tech foil heat barrier that blocks out up to 90 percent of radiant heat. Apply with the heavy duty spray adhesive.


PART NO:	DESCRIPTION
14120	48" X 72" ONE SIDE FOIL
14125	48" X 72" TWO SIDE FOIL
14130	24" X 48" TWO SIDE FOIL



ALUMINIZED HEAT BARRIER

Made up of woven silica with a flexible aluminized finish. Resists temperatures up to 2000°F. Installed using rivets, weather-proof tape or Snap Straps.

PART NO:	DESCRIPTION
14001	40" X 36"
14051	20" X 36"
14061	20" X 18"



ADHESIVE BACKED GOLD HEAT BARRIER

The adhesive backed 24K heat barrier protects parts and components from radiant heat. It can be used to protect painted surfaces, plastic parts or any component from the damaging effects of radiant heat. Withstands temperatures up to 2000°F.

PART NO:	DESCRIPTION
13700	12" X 24"
13775	24" X 24"



HEAVY DUTY SPRAY ADHESIVE

Fast drying, quick bonding, high temperature contact adhesive. Use it whenever you need a secure long lasting bond.

PART NO:	DESCRIPTION
12005	14 OZ



THERMO SHIELD TAPE - SILVER OR GOLD

Thermo shield tape protects hoses and wires from radiant heat and is particularly useful where it is not possible to disconnect one end of the hose or wire. Reflects 90% of radiant heat up to 2000°F.

PART NO:	DESCRIPTION
14002	1.5" X 15' SILVER
13995	2" X 50' SILVER
13990	1.5" X 15' GOLD





EXHAUST JACKET

The new quick wrap high velocity exhaust jacket is an innovative way to insulate and block radiant heat. The jacket covers the tubes vertically which allows for a consistent fit and for the exhaust pipe to expand under heat.

PART NO:	DESCRIPTION
11246	4-6 CYLINDER JACKET
11248	8 CYLINDER JACKET



TURBO INSULATING KIT

The Turbo Insulating Kit is designed to protect, improve performance and eliminate turbo lag. Two Turbo Kits are available - a four cylinder kit, and a six and eight cylinder kit. Each kit contains a roll of Exhaust Insulating Wrap 1 or 2 inch, 1 yard of Aluminized Heat Barrier, and a 3" X 6" piece of Exhaust Insulating Wrap. Hardware and instructions are included.

PART NO:	DESCRIPTION
15001	4 CYLINDER TURBO KIT
15002	6-8 CYLINDER TURBO KIT
15003	INSULATING COVER ONLY



BATTERY HEAT BARRIER

The world's only acid neutralizing heat barrier mat. Reflects over 90% of radiant heat whilst protecting against corrosion.

PART NO:	DESCRIPTION
13200	BATTERY BARRIER 8" X 40"



ZIRCOFLEX

ZircoFlex is a revolutionary flexible ceramic heat shield material, offering superb thermal barrier performance at minimal weight and minimal thickness. The material is produced as a thin aluminium backed foil and is supplied in three different formats.

ZIRCOFLEX I

Temperature Reduction: Reduced by 64%
 Thickness: 0.25mm
 Weight: 0.46kg/m²

ZIRCOFLEX II

Temperature Reduction: Reduced by 77%
 Thickness: 0.50mm
 Weight: 1.00kg/m²

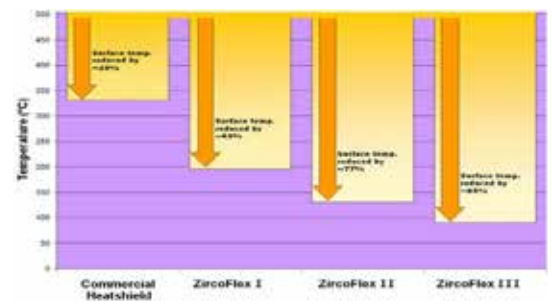
ZIRCOFLEX III

Temperature Reduction: Reduced by 85%
 Thickness: 0.85mm
 Weight: 1.50kg/m²

PART NO:	DESCRIPTION
ZF-A25-1-1	ZIRCOFLEX SHEET (900MM X 550MM)
ZF-A25-1-2	ZIRCOFLEX SHEET (550MM X 450MM)
ZF-A25-1-3	ZIRCOFLEX SHEET (300MM X 210MM)
ZF-A25-1-1SA	SELF ADHESIVE (900MM X 550MM)
ZF-A25-1-2SA	SELF ADHESIVE (550MM X 450MM)
ZF-A25-1-3SA	SELF ADHESIVE (300MM X 210MM)

PART NO:	DESCRIPTION
ZF-A50-2-1	ZIRCOFLEX SHEET (900MM X 550MM)
ZF-A50-2-2	ZIRCOFLEX SHEET (550MM X 450MM)
ZF-A50-2-3	ZIRCOFLEX SHEET (300MM X 210MM)
ZF-A50-2-1SA	SELF ADHESIVE (900MM X 550MM)
ZF-A50-2-2SA	SELF ADHESIVE (550MM X 450MM)
ZF-A50-2-3SA	SELF ADHESIVE (300MM X 210MM)

PART NO:	DESCRIPTION
ZF-A75-3-1	ZIRCOFLEX SHEET (900MM X 550MM)
ZF-A75-3-2	ZIRCOFLEX SHEET (550MM X 450MM)
ZF-A75-3-3	ZIRCOFLEX SHEET (300MM X 210MM)
ZF-A75-3-1SA	SELF ADHESIVE (900MM X 550MM)
ZF-A75-3-2SA	SELF ADHESIVE (550MM X 450MM)
ZF-A75-3-3SA	SELF ADHESIVE (300MM X 210MM)



EXHAUST/CAT HEAT SHIELD

Made up of woven silica with a flexible mylar finish. Used to reflect radiant heat away from the underside of the car.

PART NO:	DESCRIPTION
16500	40" X 24"



CLAMP ON HEAT SHIELD

The flexible clamp on heat shield blocks over 90% of the damaging radiant heat from the exhaust. The composite construction incorporates Thermo-Tec's coating technology, providing the ultimate in protection.

PART NO:	DESCRIPTION
11650	1' X 4"
11600	1' X 6"
11604	1' X 6" WITH 4" CLAMPS
11660	2' X 4"
11620	2' X 6"
11624	2' X 6" WITH 4" CLAMPS



STARTER HEAT SHIELD


A non-conductive strap-on heat shield with a highly reflective mylar surface. Starters take in a lot of heat which damages the windings of the starter and solenoid. The shield will reflect 90% of radiant heat, adding life to the starter and ensuring reliable starts.

PART NO:	DESCRIPTION
14150	7" X 22"




THERMAL PROTECTION HEAT REFLECTIVE FOILS

Made from lightweight aerospace material. They have a fire resistant, pressure sensitive adhesive which meets or exceeds the Federal Aviation Authority 12-second vertical burn requirement. Easy to install, remove & also easy to repair since the film adheres to itself. Extremely versatile can be cut & formed. Other companies have tried to duplicate this product, yet do not compare as the imitation foils have a clear flammable adhesive, instead of a white fire resistant adhesive (see flame propagation photos).



PART NO:	DESCRIPTION
132002	SELF ADHESIVE GOLD FOIL 12" X 24"
132002-150	SELF ADHESIVE GOLD FOIL 12" X 150'
132001	SELF ADHESIVE SILVER FOIL 12" X 29"
132001-150	SELF ADHESIVE SILVER FOIL 12" X 150'

RACEPARTS FILM



2 SECONDS 5 SECONDS AFTER SOURCE IS REMOVED FLAME EXTINGUISHES

IMITATION FILM



5 SECONDS 10 SECONDS 20 SECONDS

BOTH EXAMPLES SHOW THE RESULT AFTER A SMALL FLAME WAS HELD UNDER THE SAMPLE FOR 1 SECOND AND THEN REMOVED

GOLD FILM: Radiant heat protection up to 750°F. Has heat soak/continuous operating temperature of 500°F. Up to 70°F gradient temp drop across film during normal operating temperatures. (Breaks down 850°F of continuous radiant heat) 6mil thick weighs 5oz/yd²

SILVER FILM: Reflects at least 95% of the radiant energy. Radiant heat protection up to 1050°F (and higher for shorter durations) Minimum 400°F gradient temperature drop across film during normal operating temperatures. 15mil thick weighs 17oz/yd².

AEROLITE HEAT REFLECTIVE FOIL

Aerolite foils are passive thermal control systems; their purpose is to minimise heat transfer through the panel or surface they protect. The foil is designed to offer the highest possible performance at the lightest possible weight. The adhesives have been tested to ensure consistent performance at high temperatures and are certified to pass FAA flammability requirements for aircraft and aerospace usage. The emittance number for AEROLITE tape is 0.03, so 97% of the radiated heat is reflected (not passed through).

PART NO:	DESCRIPTION
132003	SELF ADHESIVE AEROLITE FOIL 15" WIDE X 12" LONG
132003-30	SELF ADHESIVE AEROLITE FOIL 15" WIDE X 30' LONG

AEROLITE HAS 5 LAYERS:

1. ACRYLIC OVERCOAT: FOR RESISTANCE TO HUMIDITY, CHEMICALS.
2. ALUMINUM MIRROR: 0.001" THICKNESS; FOR HEAT REFLECTION
3. POLYIMIDE KAPTON: 0.001" THICKNESS; FOR HEAT INSULATION AND BURN RESISTANCE TO 750F
4. ACRYLIC OVERCOAT
5. 3M HIGH-TEMPERATURE PRESSURE-SENSITIVE ADHESIVE (PSA)
6. TOTAL THICKNESS: LESS THAN 0.005"; WEIGHT: 98G PER SQUARE METER; 2.9OZ PER SQUARE YARD.



NIMBUS LITE HEAT SHIELD

Nimbus Lite is a revolutionary heat shield material. It is a single double embossed aluminium sheet. The embossed aluminium surface of Nimbus Lite gives a highly efficient thermal barrier and has exceptional mechanical strength whilst remaining light. Sheets are 2.54mm thick.

PART NO:	DESCRIPTION
NIMG1A	1200X1000MM SHEET, 1.32KG
NIMG1B	1000X600MM SHEET, 0.66KG
NIMG1C	600X500MM SHEET, 0.33KG



NIMBUS GII HEAT SHIELD

Nimbus GII is a revolutionary heat shield material. Its double layer of aluminium structure gives a highly efficient thermal barrier coupled with effective acoustic damping characteristics. It is very light and malleable yet offers outstanding thermal performance. sheets are 4.45mm thick.

PART NO:	DESCRIPTION
NIMG2A	1230X1200MM SHEET, 2.40KG
NIMG2B	1200X615MM SHEET, 1.20KG
NIMG2C	615X600MM SHEET, 0.60KG



HEAT RESISTANT GLASS CLOTH

Similar construction to Thermo-Tec Aluminized heat barrier. Available by the metre. Made up of woven silica with a flexible aluminized finish. Resists temperatures up to 2000°F. Installed using rivets or high temperature adhesive.

PART NO:	DESCRIPTION
GLA CLO.4	1M WIDE 0.4MM THICK
GLA CLO.7	1M WIDE 0.7MM THICK
GLA CLO.18	1M WIDE 1.8MM THICK



HEATSHRINK

Black self extinguishing PVC coated heatshrink giving protection against corrosion and abrasion. This tough, hard wearing material may be fitted to braided hose or other components and shrunk to size. Maximum reduction of 35% of original size.

PART NO:	DESCRIPTION
HS760-03BK	HEATSHRINK SUITS -3/-4 HOSE
HS760-06BK	HEATSHRINK SUITS -4/-6 HOSE
HS760-10BK	HEATSHRINK SUITS -8/-10 HOSE
HS760-12BK	HEATSHRINK SUITS -12 HOSE



Hoses & Fittings



OUR SUPPLIERS

GOODRIDGE

Parker

STÄUBLI

RACETECH

**ADEL
WIGGINS**

NORMA

HOSES & FITTINGS

CUSTOM MADE HOSES	82
GOODRIDGE HOSES, FITTINGS & ADAPTORS	83-94
PARKER & GOODRIDGE DRY BREAK QUICK DISCONNECTS	95
STAUBLI DRY BREAK QUICK DISCONNECTS	96-97
RACETECH & WIGGINS TUBE CONNECTORS	98
NORMA & OETIKER HOSE CLAMPS & CLIPS	98

FOR HEATSHRINK SEE PAGE 80

PLATINUM

GOODRIDGE G-TECH CENTRE

Goodridge certified and trained to produce Goodridge hose assemblies in any size from -2 to -16 with swaged or reusable fittings.

Contact our experienced technicians for your quote now




Lightweight | Flexible | Crimped | Rapid response
 Fully pressure tested | Personal service
 Pressure testing service available

BRAKE | CLUTCH | FUEL | OIL | HYDRAULIC | AIR

Qty	Adaptor A	Fitting A	Hose Length / Type	Fitting B	Adaptor B
1	1	1	1	1	1
2	2	2	2	2	2
3	3	3	3	3	3
4	4	4	4	4	4
5	5	5	5	5	5

Alignment /Orientation
1
2
3
4
5

Date	Customer	Part Number	Description
1	1	1	1
2	2	2	2
3	3	3	3
4	4	4	4
5	5	5	5





200 SERIES HOSE

The traditional and premier stainless steel braided nitrile hose. Suitable for oil, fuel (except in cockpit) and water from -46°C to +150°C.



PART NO:	HOSE SIZE	HOSE I.D	HOSE O.D	WORKING PRESS	BURST PRESS	MIN. BEND RADIUS	WEIGHT PER MTR
200-06	-06	0.34"	0.55"	1000 PSI	6000 PSI	2.500"	0.201 KG
200-08	-08	0.44"	0.64"	1000 PSI	5000 PSI	3.500"	0.271 KG
200-10	-10	0.56"	0.80"	1000 PSI	5000 PSI	4.000"	0.348 KG
200-12	-12	0.69"	0.93"	1000 PSI	3750 PSI	4.500"	0.421 KG
200-16	-16	0.88"	1.15"	750 PSI	2500 PSI	5.500"	0.552 KG

210 SERIES HOSE

Based on the 200 series hose. The 210 series has a lightweight fibre braid, with high abrasion resistance. It is the perfect solution as a lightweight alternative to 200 series, where the robust stainless steel braid is not necessary and weight saving is paramount. Suitable for oil, fuel (except in cockpit) and water from -40°C to +148°C.



PART O:	HOSE SIZE	HOSE I.D	HOSE O.D	WORKING PRESS	BURST PRESS	MIN. BEND RADIUS	WEIGHT PER MTR
210-06	-06	0.34"	0.56"	500 PSI	2000 PSI	2.500"	0.141 KG
210-08	-08	0.44"	0.67"	500 PSI	2000 PSI	3.500"	0.179 KG
210-10	-10	0.56"	0.82"	500 PSI	2000 PSI	4.000"	0.231 KG
210-12	-12	0.69"	0.96"	350 PSI	1400 PSI	4.500"	0.372 KG
210-16	-16	0.88"	1.15"	350 PSI	1400 PSI	5.500"	0.476 KG

236 JIC ALUMINIUM REUSABLE FITTINGS

Precisely engineered for the Goodridge 200 & 210 hoses these fittings provide excellent performance. The smooth, brazed tube design provides excellent fluid flow and leak free connection. Available in silver or black finish (except 30° and 60°), ideal for historic applications.

236 JIC FITTINGS



PART NO:	JIC SIZE
236-0106	-06 STRAIGHT
236-0108	-08 STRAIGHT
236-0110	-10 STRAIGHT
236-0112	-12 STRAIGHT
236-0116	-16 STRAIGHT



PART NO:	JIC SIZE
236-3106	-06 30°
236-3108	-08 30°
236-3110	-10 30°
236-3112	-12 30°
236-3116	-16 30°



PART NO:	JIC SIZE
236-4506	-06 45°
236-4508	-08 45°
236-4510	-10 45°
236-4512	-12 45°
236-4516	-16 45°



PART NO:	JIC SIZE
336-4506	-06 45°
336-4508	-08 45°
336-4510	-10 45°
336-4512	-12 45°
336-4516	-16 45°



PART NO:	JIC SIZE
236-6106	-06 60°
236-6108	-08 60°
236-6110	-10 60°
236-6112	-12 60°
236-6116	-16 60°



PART NO:	JIC SIZE
236-9006	-06 90°
236-9008	-08 90°
236-9010	-10 90°
236-9012	-12 90°
236-9016	-16 90°



PART NO:	JIC SIZE
336-9006	-06 90°
336-9008	-08 90°
336-9010	-10 90°
336-9012	-12 90°
336-9016	-16 90°



PART NO:	JIC SIZE
236-12006	-06 120°
236-12008	-08 120°
236-12010	-10 120°
236-12012	-12 120°
236-12016	-16 120°



PART NO:	JIC SIZE
236-15006	-06 150°
236-15008	-08 150°
236-15010	-10 150°
236-15012	-12 150°
236-15016	-16 150°



PART NO:	JIC SIZE
236-18006	-06 180°
236-18008	-08 180°
236-18010	-10 180°
236-18012	-12 180°
236-18016	-16 180°

236 BLACK JIC FITTINGS



PART NO:	JIC SIZE
236-0106BK	-06 STRAIGHT
236-0108BK	-08 STRAIGHT
236-0110BK	-10 STRAIGHT
236-0112BK	-12 STRAIGHT
236-0116BK	-16 STRAIGHT



PART NO:	JIC SIZE
236-4506BK	-06 45°
236-4508BK	-08 45°
236-4510BK	-10 45°
236-4512BK	-12 45°
236-4516BK	-16 45°



PART NO:	JIC SIZE
236-9006BK	-06 90°
236-9008BK	-08 90°
236-9010BK	-10 90°
236-9012BK	-12 90°
236-9016BK	-16 90°

236 METRIC FITTINGS



PART NO:	METRIC SIZE
236-0106M12	M12X1.5 TO -6
236-0106M14	M14X1.5 TO -6
236-0106M16	M16X1.5 TO -6
236-0108M14	M14X1.5 TO -8
236-0108M16	M16X1.5 TO -8



PART NO:	METRIC SIZE
336-9006M12	M12X1.5 TO -6
336-9006M14	M14X1.5 TO -6
336-9006M16	M16X1.5 TO -6
336-9008M14	M14X1.5 TO -8
336-9008M16	M16X1.5 TO -8

910 SERIES HOSE

910 hose is the number one choice of leading motorsport teams, and Goodridge's flagship lightweight hose. 910 combines a woven super-light aramid braid, with a single 100% PTFE inner core - smooth inside for increase flow and convoluted outside for amazing flexibility. Compatible with reusable 811 fittings or crimped 711 fittings. Operates between -45°C and +170°C and suitable for fuel, oil water, methanol and air.



PART NO:	HOSE SIZE	HOSE I.D	HOSE O.D	WORKING PRESS	BURST PRESS	MIN. BEND RADIUS	WEIGHT PER MTR
910-04	-04	0.270"	0.406"	1320 PSI	5290 PSI	0.925"	0.055 KG
910-06	-06	0.375"	0.512"	1180 PSI	4700 PSI	0.787"	0.088 KG
910-08	-08	0.500"	0.650"	1030 PSI	4120 PSI	1.426"	0.141 KG
910-10	-10	0.625"	0.819"	955 PSI	3820 PSI	1.772"	0.201 KG
910-12	-12	0.750"	0.961"	880 PSI	3530 PSI	1.969"	0.292 KG

811 SERIES HOSE

811 hose has all the flexibility and flow rate advantages of 910 hose with a stainless steel braid for additional protection. Has a 100% PTFE inner core - smooth inside for increase flow and convoluted outside for amazing flexibility. Compatible with reusable 811 fittings or crimped 711 fittings. Operates between -70°C and +260°C. Suitable for use with fuel, oil, air, water and methanol.



PART NO:	HOSE SIZE	HOSE I.D	HOSE O.D	WORKING PRESS	BURST PRESS	MIN. BEND RADIUS	WEIGHT PER MTR
811-04	-04	0.270"	0.378"	1320 PSI	5290 PSI	0.750"	0.090 KG
811-06	-06	0.375"	0.512"	1180 PSI	4700 PSI	0.787"	0.140 KG
811-08	-08	0.500"	0.650"	1030 PSI	4120 PSI	1.496"	0.290 KG
811-10	-10	0.625"	0.819"	955 PSI	3820 PSI	1.772"	0.350 KG
811-12	-12	0.750"	0.961"	880 PSI	3530 PSI	1.969"	0.400 KG

711 SERIES HOSE

711 hose is the lightest most flexible aramid fibre braid covered product on the market. It has a anti-static PTFE convoluted bore and aramid fibre braid cover. Compatible with crimped 711 fittings only. Operates between -45°C and +170°C. Suitable for use with fuel, oil, air, water and methanol.



PART NO:	HOSE SIZE	HOSE I.D	HOSE O.D	WORKING PRESS	BURST PRESS	MIN. BEND RADIUS	WEIGHT PER MTR
711-06	-06	0.375"	0.490"	652 PSI	2610 PSI	0.750"	0.071 KG
711-08	-08	0.505"	0.620"	493 PSI	1972 PSI	1.000"	0.112 KG
711-10	-10	0.720"	0.820"	435 PSI	1740 PSI	1.200"	0.158 KG
711-12	-12	0.765"	0.900"	348 PSI	1392 PSI	2.000"	0.198 KG

511 SERIES HOSE

511 hose is the lightest most flexible stainless steel braided product on the market. It has a anti-static PTFE convoluted bore and stainless steel braid cover. Compatible with crimped 711 fittings only. Operates between -70°C and +230°C. Suitable for use with fuel, oil, air, water and methanol.



PART NO:	HOSE SIZE	HOSE I.D	HOSE O.D	WORKING PRESS	BURST PRESS	MIN. BEND RADIUS	WEIGHT PER MTR
511-06	-06	0.375"	0.470"	870 PSI	3480 PSI	0.750"	0.144 KG
511-08	-08	0.505"	0.600"	682 PSI	2726 PSI	1.000"	0.195 KG
511-10	-10	0.720"	0.835"	580 PSI	2320 PSI	1.200"	0.296 KG
511-12	-12	0.765"	0.894"	464 PSI	1856 PSI	2.000"	0.376 KG

711 JIC ALUMINIUM G-LINE CRIMPED FITTINGS

The newly developed 711 range of high performance fittings have been designed to achieve the worlds lightest fluid transfer system. The 711 one piece fittings are fully machined with a larger bore to create the highest flow characteristics available. Crimp collars are separate.



PART NO:	JIC SIZE
711-0106	-06 STRAIGHT
711-0108	-08 STRAIGHT
711-0110	-10 STRAIGHT
711-0112	-12 STRAIGHT
711-0116	-16 STRAIGHT



PART NO:	JIC SIZE
711-3006	-06 30°
711-3008	-08 30°
711-3010	-10 30°
711-3012	-12 30°
711-3016	-16 30°



PART NO:	JIC SIZE
711-4506	-06 45°
711-4508	-08 45°
711-4510	-10 45°
711-4512	-12 45°
711-4516	-16 45°



PART NO:	JIC SIZE
711-4606	-06 45°
711-4608	-08 45°
711-4610	-10 45°
711-4612	-12 45°
711-4616	-16 45°



PART NO:	JIC SIZE
711-6006	-06 60°
711-6008	-08 60°
711-6010	-10 60°
711-6012	-12 60°
711-6016	-16 60°



PART NO:	JIC SIZE
711-9006	-06 90°
711-9008	-08 90°
711-9010	-10 90°
711-9012	-12 90°
711-9016	-16 90°



PART NO:	JIC SIZE
711-9106	-06 90°
711-9108	-08 90°
711-9110	-10 90°
711-9112	-12 90°
711-9116	-16 90°



PART NO:	JIC SIZE
711-12006	-06 120°
711-12008	-08 120°
711-12010	-10 120°
711-12012	-12 120°
711-12016	-16 120°



PART NO:	JIC SIZE
711-15006	-06 150°
711-15008	-08 150°
711-15010	-10 150°
711-15012	-12 150°
711-15016	-16 150°



PART NO:	JIC SIZE
711-18006	-06 180°
711-18008	-08 180°
711-18010	-10 180°
711-18012	-12 180°
711-18016	-16 180°



811 FITTINGS

Goodridge patented 811 reusable fittings attachment method provides a fully reusable olive free fitting designed exclusively for use with lightweight PTFE hose.

PART NO:	JIC SIZE	PART NO:	JIC SIZE	PART NO:	JIC SIZE	PART NO:	JIC SIZE	PART NO:	JIC SIZE
811-0106	-06 STRAIGHT	811-4506	-06 45°	811-9006	-06 90°	812-4506	-06 45°	812-9006	-06 90°
811-0108	-08 STRAIGHT	811-4508	-08 45°	811-9008	-08 90°	812-4508	-08 45°	812-9008	-08 90°
811-0110	-10 STRAIGHT	811-4510	-10 45°	811-9010	-10 90°	812-4510	-10 45°	812-9010	-10 90°
811-0112	-12 STRAIGHT	811-4512	-12 45°	811-9012	-12 90°	812-4512	-12 45°	812-9012	-12 90°
811-0116	-16 STRAIGHT	811-4516	-16 45°	811-9016	-16 90°	812-4516	-16 45°	812-9016	-16 90°

PART NO:	JIC SIZE	PART NO:	JIC SIZE	PART NO:	JIC SIZE
811-12006	-06 120°	811-15006	-06 150°	811-18006	-06 180°
811-12008	-08 120°	811-15008	-08 150°	811-18008	-08 180°
811-12010	-10 120°	811-15010	-10 150°	811-18010	-10 180°
811-12012	-12 120°	811-15012	-12 150°	811-18012	-12 180°
811-12016	-16 120°	811-15016	-16 150°	811-18016	-16 180°

PUSH-FIT HOSE AND FITTINGS

Textile braided low pressure hose This hose is constructed of synthetic rubber tube, textile braid reinforcement and synthetic rubber cover. It is suitable for use with fuel, oil, air and water and has a temperature range of -40°C to +150°C. Also available in Black.

PART NO:	HOSE SIZE	HOSE I.D.	HOSE O.D.	WORKING PRESS	BURST PRESS	MIN. BEND RADIUS	WEIGHT PER MTR
FBN-0400	-04	0.25"	0.50"	400 PSI	1015 PSI	2.500"	0.120 KG
FBN-0600	-06	0.38"	0.62"	400 PSI	1015 PSI	3.000"	0.190 KG
FBN-0800	-08	0.50"	0.78"	400 PSI	1015 PSI	4.000"	0.220 KG
FBN-1000	-10	0.62"	0.91"	350 PSI	1015 PSI	5.000"	0.300 KG
FBN-1200	-12	0.75"	1.03"	350 PSI	1015 PSI	6.000"	0.420 KG

JIC PUSH FIT

PART NO:	JIC SIZE	PART NO:	JIC SIZE	PART NO:	JIC SIZE	PART NO:	JIC SIZE	PART NO:	JIC SIZE
536-0104	-04 STRAIGHT	536-4504	-04 45°	536-9004	-04 90°	536-12004	-04 120°	536-15004	-04 150°
536-0106	-06 STRAIGHT	536-4506	-06 45°	536-9006	-06 90°	536-12006	-06 120°	536-15006	-06 150°
536-0108	-08 STRAIGHT	536-4508	-08 45°	536-9008	-08 90°	536-12008	-08 120°	536-15008	-08 150°
536-0110	-10 STRAIGHT	536-4510	-10 45°	536-9010	-10 90°	536-12010	-10 120°	536-15010	-10 150°
536-0112	-12 STRAIGHT	536-4512	-12 45°	536-9012	-12 90°	536-12012	-12 120°	536-12012	-12 150°

BSP PUSH FIT

PART NO:	JIC SIZE	PART NO:	BSP SIZE	PART NO:	BSP SIZE	PART NO:	BSP SIZE	PART NO:	BSP SIZE
536-18004	-04 180°	E351-04	1/4BSP MALE	E350-04	1/4BSP FEM	E7000-04	1/4BSP 45°	E7001-04	1/4BSP 90°
536-18006	-06 180°	E351-06	3/8BSP MALE	E350-06	3/8BSP FEM	E7000-06	3/8BSP 45°	E7001-06	3/8BSP 90°
536-18008	-08 180°	E351-08	1/2BSP MALE	E350-08	1/2BSP FEM	E7000-08	1/2BSP 45°	E7001-08	1/2BSP 90°
536-18010	-10 180°	E351-10	5/8BSP MALE	E350-10	5/8BSP FEM	E7000-10	5/8BSP 45°	E7001-10	5/8BSP 90°
536-18012	-12 180°	E351-12	3/4BSP MALE	E350-12	3/4BSP FEM	E7000-12	3/4BSP 45°	E7001-12	3/4BSP 90°

ADAPTORS ETC

MATERIALS: ADD P FOR PLATED STEEL, C FOR STAINLESS STEEL AND D FOR ALUMINIUM (NOT ALL OPTIONS AVAILABLE)



AN815 EQUAL MALE		
PART NO:	MATERIAL	JIC/UNCF
AN815-02	C	5/16 X 24
AN815-03	C, CH, D, P	3/8 X 24
AN815-03V	C, CH, P	3/8 X 24
AN815-04	C, D, P	7/16 X 20
AN815-06	D, P	9/16 X 18
AN815-08	D, P	3/4 X 16
AN815-10	D, P	7/8 X 14
AN815-12	D, P	1 1/16 X 12
AN815-16	D, P	1 5/16 X 12



AN832 MALE BULKHEAD		
PART NO:	MATERIAL	JIC/UNF THREAD
AN832-03	C, D, P	3/8 X 24
AN832-04	C, D, P	7/16 X 20
AN832-06	D, P	9/16 X 18
AN832-08	D	3/4 X 16
AN832-10	D	7/8 X 14
AN832-12	D, P	1 1/16 X 12
AN832-16	D	1 5/16 X 12



AN833 90° MALE BULKHEAD		
PART NO:	MATERIAL	JIC/UNF THREAD
AN833-03	C, D, P	3/8 X 24
AN833-04	C, D, P	7/16 X 20
AN833-06	C, D	9/16 X 18
AN833-08	D	3/4 X 16
AN833-10	D	7/8 X 14
AN833-12	D	1 1/16 X 12
AN833-16	D	1 5/16 X 12



AN837 MALE BULKHEAD		
PART NO:	MATERIAL	JIC/UNF THREAD
AN837-03	C, D, P	3/8 X 24
AN837-04	D	7/16 X 20
AN837-06	D	9/16 X 18
AN837-08	D	3/4 X 16
AN837-10	D	7/8 X 14
AN837-12	D	1 1/16 X 12
AN837-16	D	1 5/16 X 12



AN834 MALE BULKHEAD TEE		
PART NO:	MATERIAL	JIC/UNF
AN834-03	C, D, P	3/8 X 24
AN834-04	D	7/16 X 20
AN834-06	D	9/16 X 18
AN834-08	D	3/4 X 16



AN924 NUT		
PART NO:	MATERIAL	JIC/UNF
AN924-02	D	5/16 X 24
AN924-03	D	3/8 X 24
AN924-04	D	7/16 X 20
AN924-06	D	9/16 X 18
AN924-08	D	3/4 X 16
AN924-10	D	7/8 X 14
AN924-12	D	1 1/16 X 12
AN924-16	D	1 5/16 X 12



821 90° ELBOW MAL		
PART NO:	MATERIAL	JIC/UNF
AN821-03	C, D	3/8 X 24
AN821-04	D	7/16 X 20
AN821-06	D	9/16 X 18
AN821-08	D	3/4 X 16
AN821-10	D	7/8 X 14
AN821-12	D	1 1/16 X 12
AN821-16	D	1 5/16 X 12



AN824 MALE TEE		
PART NO:	MATERIAL	JIC/UNCF
AN824-03	C, D, CH, P	3/8 X 24
AN824-04	C, D, P,	7/16 X 20
AN824-06	D	9/16 X 18
AN824-08	D	3/4 X 16
AN824-10	D	7/8 X 14
AN824-12	D	1 1/16 X 12
AN824-16	D	1 5/16 X 12



AN938 FEMALE TEE		
PART NO:	MATERIAL	JIC/UNF
AN938-04	D	7/16 X 20
AN938-06	D	9/16 X 18
AN938-08	D	3/4 X 16
AN938-10	D	7/8 X 14
AN938-12	D	1 1/16 X 12



AN806 PLUG		
PART NO:	MATERIAL	JIC/UNF
AN806-02	D	5/16 X 24
AN806-03	D, P	3/8 X 24
AN806-04	D	7/16 X 20
AN806-05	D	1/2 X 20
AN806-06	D	9/16 X 18
AN806-08	D	3/4 X 16
AN806-10	D	7/8 X 14
AN806-12	D	1 1/16 X 12
AN806-16	D	1 5/16 X 12



AN814 PORT PLUG		
PART NO:	MATERIAL	JIC/UNF
AN814-03	D	3/8 X 24
AN814-04	D	7/16 X 20
AN814-06	D	9/16 X 18
AN814-08	D	3/4 X 16
AN814-10	D	7/8 X 14
AN814-12	D	1 1/16 X 12
AN814-16	D	1 5/16 X 12



AN814SD PORT PLUG WITH SOCKET HEX (O RING)		
PART NO:	MATERIAL	JIC/UNCF
AN814-03S	D	3/8 X 24
AN814-04S	D	7/16 X 20
AN814-06S	D	9/16 X 18



AN971 MALE WELD FLANGE ADAPTOR		
PART NO:	MATERIAL	JIC/UNF
AN971-03	D	3/8 X 24
AN971-04	D, P	7/16 X 20
AN971-06	D, P	9/16 X 18
AN971-08	D	3/4 X 16
AN971-10	D	7/8 X 14
AN971-12	D	1 1/16 X 12
AN971-16	D	1 5/16 X 12
AN971-20	D	1 5/8 X 12



AN871 FEMALE WELD ADAPTOR		
PART NO:	MATERIAL	JIC/UNF
AN871-04	D	7/16 X 20 UNF
AN871-06	D	9/16 X 18 UNF
AN871-08	D	3/4 X 16 UNF
AN871-10	D	7/16 X 14 UNF
AN871-12	D	1 1/16 X 12 UNF



AN929 CAP		
PART NO:	MATERIAL	JIC/UNF THREAD
AN929-03	D	3/8 X 24
AN929-04	D	7/16 X 20
AN929-05	D	1/2 X 20
AN929-06	D	9/16 X 18
AN929-08	D	3/4 X 16
AN929-10	D	7/8 X 14
AN929-12	D	1 1/16 X 12
AN929-16	D	1 5/16 X 12



AN827 MALE TEE		
PART NO:	MATERIAL	JIC/UNF THREAD
AN827-06	D	9/16 X 18



741 BSP MALE TO JIC MALE			
PART NO:	MATERIAL	A-BSP	B-JIC
741-03-03	CH, D, P	1/8 X 28	3/8 X 24
741-03-04	D, P	1/8 X 28	7/16 X 20
741-03-05	P	1/8 X 28	1/2 X 20
741-03-06	D	1/8 X 28	9/16 X 18
741-04-03	D	1/4 X 19	3/8 X 24
741-04-04	D, P	1/4 X 19	7/16 X 20
741-04-06	D, P	1/4 X 19	9/16 X 18
741-04-08	P	1/4 X 19	3/4 X 16
741-04-10	P	1/4 X 19	7/8 X 14
741-06-04	D, P	3/8 X 19	7/16 X 20
741-06-06	D, P	3/8 X 19	9/16 X 18
741-06-08	D, P	3/8 X 19	3/4 X 16
741-06-10	D	3/8 X 19	7/8 X 14
741-08-06	D, P	1/2 X 14	9/16 X 18
741-08-08	D, P	1/2 X 14	3/4 X 16
741-08-10	D, P	1/2 X 14	7/8 X 14
741-08-12	D, P	1/2 X 14	1 1/16 X 12
741-10-10	D, P	5/8 X 14	7/8 X 14
741-10-12	D, P	5/8 X 14	1 1/16 X 12
741-12-10	P	3/4 X 14	7/8 X 14
741-12-12	D, P	3/4 X 14	1 1/16 X 12
741-16-12	P	1 X 11	1 1/16 X 12



AN823 45° MALE ELBOW JIC TO NPT MALE			
PART NO:	MATERIAL	A-JIC	B-NPT
AN823-03	CH, D, P	3/8 X 24	1/8 X 27
AN823-04	D	7/16 X 20	1/8 X 27
AN823-06-02	D	9/16 X 18	1/8 X 27
AN823-06	D	9/16 X 18	1/4 X 18
AN823-06-06	D	9/16 X 18	3/8 X 18
AN823-08	D	3/4 X 16	3/8 X 18
AN823-08-08	D	3/4 X 16	1/2 X 14
AN823-10	D	7/8 X 14	1/2 X 14
AN823-10-06	D	7/8 X 14	3/8 X 18
AN823-16	D	1 5/16 X 12	1 X 11 1/2




AN950 MALE TO FEMALE ADAPTOR (JIC SEATS) REDUCER			
PART NO:	MATERIAL	A-JIC/UNF	B-JIC/UNF
AN950-04-03	D	7/16 X 20	3/8 X 24
AN950-06-03	D	9/16 X 20	3/8 X 24
AN950-06-04	D	9/16 X 18	7/16 X 20
AN950-08-04	D	3/4 X 16	7/16 X 20
AN950-08-06	D	3/4 X 16	9/16 X 18
AN950-10-06	D	7/8 X 14	9/16 X 18
AN950-10-08	D	7/8 X 14	3/4 X 16
AN950-12-08	D	1 1/16 X 12	3/4 X 16
AN950-12-10	D	1 1/16 X 12	7/8 X 14
AN950-16-12	D	1 5/16 X 12	1 1/16 X 12



BSP TO BSP EQUAL		
PART NO:		BSP
136-03		1/8
136-04		1/4
136-06		3/8
136-08		1/2
136-10		5/8
136-12		3/4



AN816 ADAPTOR STRAIGHT MALE JIC TO STRAIGHT MALE NPT			
PART NO:	MATERIAL	A-JIC	B-NPT
AN816-03	C, CH, D, P	3/8 X 24	1/8 X 27
AN816-03-04	D, P	3/8 X 24	1/4 X 18
AN816-04	D, P	7/16 X 20	1/8 X 27
AN816-04-04	D, P	7/16 X 20	1/4 X 18
AN816-06-02	D, P	9/16 X 18	1/8 X 27
AN816-06	D, P	9/16 X 18	1/4 X 18
AN816-06-06	D, P	9/16 X 18	3/8 X 18
AN816-06-08	D	9/16 X 18	1/2 X 14
AN816-07	D	3/4 X 16	1/4 X 18
AN816-08	D	3/4 X 16	3/8 X 18
AN816-08-08	D	3/4 X 16	1/2 X 14
AN816-08-12	D	3/4 X 16	3/4 X 14
AN816-10-06	D	7/8 X 14	3/8 X 18
AN816-10	D	7/8 X 14	1/2 X 14
AN816-10-12	D	7/8 X 14	3/4 X 14
AN816-12-08	D	1 1/16 X 12	1/2 X 14
AN816-12	D	1 1/16 X 12	3/4 X 14
AN816-12-16	D	1 1/16 X 12	1 X 11 1/2
AN816-16	D	1 5/16 X 12	1 X 11 1/2
AN816-16-12	D	1 5/16 X 12	3/4 X 14



AN825 JIC TEE NPT ON LEG			
PART NO:	MATERIAL	A-JIC	B-NPT
AN825-03	D	3/8 X 24	1/8 X 27
AN825-04	D	7/16 X 20	1/8 X 27
AN825-06	D	9/16 X 18	1/4 X 18
AN825-08	D	3/4 X 16	3/8 X 18
AN825-10	D	7/8 X 14	1/2 X 14
AN825-12	D	1 1/16 X 12	3/4 X 14



AN919 JIC MALE TO MALE UNEQUAL			
PART NO:	MATERIAL	A - JIC/UNF	B - JIC/UNF
AN919-02	D, P	-3	-4
AN919-06	D	-6	-4
AN919-07	D	-6	-5
AN919-10	D	-8	-4
AN919-12	D	-6	-8
AN919-14	D	-10	-6
AN919-15	D	-10	-8
AN919-18	D	-12	-6
AN919-19	D	-12	-8
AN919-20	D	-12	-10
AN919-22	D	-16	-10
AN919-23	D	-16	-12



BSP TO BSP UNEQUAL		
PART NO:	BSP	BSP
135-03-04	1/8	1/4
135-03-06	1/8	3/8
135-04-06	1/4	3/8
135-04-08	1/4	1/2
135-06-08	3/8	1/2
135-06-10	3/8	5/8
135-08-10	1/2	5/8



AN822 90° MALE ELBOW JIC TO MALE NPT			
PART NO:	MATERIAL	A-JIC	B-NPT
AN822-03	C, CH, D, P	3/8 X 24	1/8 X 27
AN822-04	C, D	7/16 X 20	1/8 X 27
AN822-04-04	D	7/16 X 20	1/4 X 18
AN822-06-02	D	9/16 X 18	1/8 X 27
AN822-06	D	9/16 X 18	1/4 X 18
AN822-06-06	D	9/16 X 18	3/8 X 18
AN822-06-08	D	9/16 X 18	1/2 X 14
AN822-07	D	3/4 X 16	1/4 X 18
AN822-08	D	3/4 X 16	3/8 X 18
AN822-08-08	D	3/4 X 16	1/2 X 14
AN822-08-12	D	3/4 X 16	3/4 X 14
AN822-10	D, P	7/8 X 14	1/2 X 14
AN822-12	D	1 1/16 X 12	3/4 X 14
AN822-12-08	D	1 1/16 X 12	1/2 X 14
AN822-12-16	D	1 1/16 X 12	1 X 11 1/2
AN822-16	D	1 5/16 X 12	1 X 11 1/2



AN826 JIC TEE NPT ON RUN			
PART NO:	MATERIAL	A-JIC	B-NPT
AN826-03	D	3/8 X 24	1/8 X 27
AN826-04	D	7/16 X 20	1/8 X 27
AN826-06	D	9/16 X 18	1/4 X 18
AN826-08	D	3/4 X 16	3/8 X 18
AN826-10	D	7/8 X 14	1/2 X 14
AN826-12	D	1 1/16 X 12	3/4 X 14



306 JIC TO METRIC CONCAVE			
PART NO:	MATERIAL	JIC	MET
306-03-31	C	-3	10X1
306-03-32	C	-3	10X1.25
306-03-35	P	-3	10X1.5
306-03-M121	D	-3	12X1
306-03-M12	P	-3	12X1.5
306-04-31	C, D	-4	10X1
306-04-32	D	-4	10X1.25
306-04-M12	P	-4	12X1.5
306-04-M121	D	-4	12X1
306-04-M14	D, P	-4	14X1.5
306-04-M16	P	-4	16X1.5
306-06-31	D	-6	10X1
306-06-32	D	-6	10X1.25
306-06-M121	D	-6	12X1
306-06-M12	D, P	-6	12X1.5
306-06-M14	D, P	-6	14X1.5
306-06-M16	D, P	-6	16X1.5
306-06-M18	D, P	-6	18X1.5
306-06-M20	D	-6	20X1.5
306-08-M12	D	-8	12X1.5
306-08-M14	D, P	-8	14X1.5
306-08-M16	D, P	-8	16X1.5
306-08-M18	D	-8	18X1.5
306-08-M20	D	-8	20X1.5
306-08-M22	D	-8	22X1.5
306-10-M14	D	-10	14X1.5
306-10-M16	D, P	-10	16X1.5
306-10-M18	D	-10	18X1.5
306-10-M20	D	-10	20X1.5
306-10-M22	D	-10	22X1.5
306-10-M24	D	-10	24X1.5
306-12-M18	D	-12	18X1.5
306-12-M20	D	-12	20X1.5
306-12-M22	D	-12	22X1.5



BSP TO NPT		
PART NO:	BSP	NPT
544-03-03	1/8	1/8
544-03-04	1/4	1/8
544-03-06	3/8	1/8
544-03-08	1/2	1/8
544-04-03	1/8	1/4
544-04-04	1/4	1/4
544-04-06	3/8	1/4
544-06-04	1/4	3/8
544-06-06	3/8	3/8
544-06-08	1/2	3/8



CPL ADAPTOR SWIVEL FEMALE COUPLING		
PART NO:	MATERIAL	JIC/UNCF
CPL-03	C,D	3/8 X 24
CPL-04	C,D	7/16 X 20
CPL-06	D	9/16 X 18
CPL-08	D	3/4 X 16
CPL-10	D	7/8 X 14
CPL-12	D	1 1/16 X 12
CPL-16	D	1 5/16 X 12



CPL-816 ADAPTOR JIC/UNF FEMALE SWIVEL TO MALE NPT			
PART NO:	MATERIAL	A-JIC	B-NPT
CPL-8164	D	7/16 X 20	1/8
CPL-81662	D	9/16 X 18	1/8
CPL-8166	D	9/16 X 18	1/4
CPL-81666	D	9/16 X 18	3/8
CPL-81610	D	7/8 X 14	1/2



CPL-824 ADAPTOR TEE MALE THREAD ON RUN SWIVEL FEMALE ON LEG		
PART NO:	MATERIAL	JIC/UNF
CPL-824-03	D	3/8 X 24
CPL-824-04	D	7/16 X 20
CPL-824-06	D	9/16 X 18
CPL-824-08	D	3/4 X 16
CPL-824-10	D	7/8 X 14
CPL-824-12	D	1 1/16 X 12



CPL-826 ADAPTOR TEE MALE TO FEMALE ON RUN, MALE ON LEG		
PART NO:	MATERIAL	JIC/UNCF
CPL-826-03	D	3/8 X 24
CPL-826-04	D	7/16 X 20
CPL-826-06	D	9/16 X 18
CPL-826-08	D	3/4 X 16
CPL-826-10	D	7/8 X 14
CPL-826-12	D	1 1/16 X 12



CPL-823 ADAPTOR 45° MALE TO SWIVEL FEMALE		
PART NO:	MATERIAL	JIC/UNF
CPL-823-03	D	3/8 X 24
CPL-823-04	D	7/16 X 20
CPL-823-06	D	9/16 X 18
CPL-823-08	D	3/4 X 16
CPL-823-10	D	7/8 X 14
CPL-823-12	D	1 1/16 X 12



CPL-900 ADAPTOR 90° FEMALE TO FEMALE SWIVEL		
PART NO:	MATERIAL	JIC/UNCF
CPL-9004	D	7/16 X 20
CPL-9006	D	9/16 X 18
CPL-9008	D	3/4 X 16
CPL-9010	D	7/8 X 14
CPL-9012	D	1 1/16 X 12



CPL-910 ADAPTOR 90° FEMALE TO FEMALE SWIVEL		
PART NO:	MATERIAL	JIC/UNCF
CPL-9104	D	7/16 X 20
CPL-9106	D	9/16 X 18
CPL-9108	D	3/4 X 16
CPL-9110	D	7/8 X 14
CPL-9112	D	1 1/16 X 12
CPL-9116	D	1 5/16 X 12



CPL-912 ADAPTOR 90° MALE TO FEMALE SWIVEL		
PART NO:	MATERIAL	JIC/UNF
CPL-903	D	3/8 X 24
CPL-904	D	7/16 X 20
CPL-906	D	9/16 X 18
CPL-908	D	3/4 X 16
CPL-910	D	7/8 X 14
CPL-912	D	1 1/16 X 12



FP190/191 JIC MALE TO MALE WITH FEMALE NPT IN HEX			
PART NO:	MATERIAL	JIC THREAD	NPT HEX
FP190	D	9/16 X 18	1/8 NPT
FP191	D	3/4 X 16	1/8 NPT



FP192/193 JIC FEMALE TO MALE WITH FEMALE NPT IN HEX			
PART NO:	MATERIAL	JIC THREAD	NPT HEX
FP192	D	9/16 X 18	1/8 NPT
FP193	D	3/4 X 16	1/8 NPT
FP199	D	7/16 X 20	1/8 NPT



FP194 TO 196 JIC MALE TO NPT MALE WITH NPT FEMALE IN HEX		
PART NO:	MATERIAL	THREAD
FP194	D	-06 MALE TO 1/4 NPT MALE TO 1/8 NPT HEX
FP195	D	-08 MALE TO 1/4 NPT MALE TO 1/8 NPT HEX
FP196	D	-06 MALE TO 3/8 NPT MALE TO 1/8 NPT HEX

CARBURETTOR FITTINGS

Goodridge Carburettor fittings for use with 200 & 210 series hose to suit Weber and Dellorto applications. Also available in black.



SINGLE HOSE END	
PART NO:	HOLE/HOSE
2776-1106	12MM, -6



DOUBLE HOSE END	
PART NO:	HOLE/HOSE
2776-2106	12MM, -6



DOUBLE HOSE END	
PART NO:	HOLE/HOSE
2776-3106	12MM, -6



BOLTS & WASHERS	
PART NO:	DESCRIPTION
2776-06-M12D	M12X1.5 WEBER
2776-06-M122D	M12X1.25 DELLORTO
CW901-M16	16MM ALLY WASHER
CW901-M12	12MM ALLY WASHER



600 SERIES HOSE -02 TO -04 FOR: BRAKE & CLUTCH



PART NO	BORE SIZE	PTFE WALL	BRAID O/D	WORKING PRES		BURST PRES		WEIGHT KG/M	TEMPERATURE		MIN BEND RAD MM
	MM	MM	MM	BAR	PSI	BAR	PSI		MIN	MAX	
600-02	2.0	1.0	5.0	450	6526	1350	19580	0.045	-70°C (-94°F)	260°C (500°F)	13
600-03	3.5	1.0	6.45	290	4206	870	12618	0.088	-20°C (-4°F)	85°C (185°F)	38
600-04	5.0	0.76	7.65	280	4061	840	12183	0.075	-70°C (-94°F)	260°C (500°F)	50

REPLACEMENT PARTS FOR 600 HOSE AND FITTINGS



1205 OLIVE	
PART NO:	MATERIAL
1205-02	B
1205-03	C, B, D
1205-04	B, D



1206 SOCKET	
PART NO:	MATERIAL
1206-02	C
1206-03	C, CH, D, P
1206-04	P



RC600 CRIMP COLLARS	
PART NO:	MATERIAL
RC600-03TUV	B
RC600-03CTUV	C



44561 COPPER WASHERS			
PART NO:	I.D.	O.D.	THICKNESS
44516 (-03)	3/8, 10MM	0.590"	0.050"
44518 (-04)	0.437"	0.685"	0.050"

JIC/UNF RE-USABLE FITTINGS FOR 600 HOSE

MATERIAL: C - STAINLESS, P - PLATED, D - ALUMINIUM



6001 STRAIGHT FEMALE CONCAVE SEAT		
PART NO:	MATERIAL	JIC/UNF THREAD
6001-02	C	5/16 X 24
6001-03	C, D, P	3/8 X 24
6001-04	C, D, P	7/16 X 20



6045 45° FORGED FEMALE CONCAVE SEAT		
PART NO:	MATERIAL	JIC/UNF THREAD
6045-02	C	5/16 X 24
6045-03	C, D, P	3/8 X 24
6045-04	D	7/16 X 20



6645 45° DOUBLE SWIVEL CONCAVE SEAT		
PART NO:	MATERIAL	JIC/UNF THREAD
6645-02	C	5/16 X 24
6645-02-03	C	3/8 X 24
6645-03	C, P	3/8 X 24
6645-04	C, D	7/16 X 20



6046 45° SWEPT TUBE FEMALE CONCAVE SEAT		
PART NO:	MATERIAL	JIC/UNF THREAD
6046-03	C, D, P	3/8 X 24
6046-04	C, D, P	7/16 X 20



6090 90° FORGED FEMALE CONCAVE SEAT		
PART NO:	MATERIAL	JIC/UNF THREAD
6090-02	C	5/16 X 24
6090-03	C, D, P	3/8 X 24
6090-04	D	7/16 X 20



6690 90° DOUBLE SWIVEL CONCAVE SEAT		
PART NO:	MATERIAL	JIC/UNF THREAD
6690-02	C	5/16 X 24
6690-03	C, P	3/8 X 24
6690-04	C, D	7/16 X 20
6690-31	C	M10 X 1.00



6091 90° SWEPT TUBE FEMALE CONCAVE SEAT		
PART NO:	MATERIAL	JIC/UNF THREAD
6091-03	C, D, P	3/8 X 24
6091-04	C, D, P	7/16 X 20



440 STRAIGHT MALE CONCAVE SEAT		
PART NO:	MATERIAL	JIC/UNF THREAD
440-03	C, P	3/8 X 24



443 STRAIGHT MALE BULKHEAD		
PART NO:	MATERIAL	JIC/UNF THREAD
443-03	C, P	3/8 X 24
443-04	P	7/16 X 20



441 STRAIGHT MALE CONVEX SEAT		
PART NO:	MATERIAL	JIC/UNF THREAD
441-03	C, P	3/8 X 24
441-04	C	7/16 X 20



443 BNP STRAIGHT MALE BULKHEAD BLEED NIPPLE		
PART NO:	MATERIAL	JIC/UNF THREAD
443-03 BN	P	3/8 X 24

METRIC RE-USABLE FITTINGS FOR 600 HOSE

MATERIAL: C - STAINLESS, P - PLATED, D - ALUMINIUM



442 STRAIGHT MALE CONCAVE SEAT		
PART NO:	MATERIAL	METRIC THREAD
442-31	C, D, P	10 X 1.00
442-32	C, P	10 X 1.25
442-31L	P	LONG 10 X 1.00



451 STRAIGHT FEMALE CONCAVE METRIC SEAT		
PART NO:	MATERIAL	METRIC THREAD
451-31	C, P	10 X 1.00
451-32	C	10 X 1.25



445 STRAIGHT MALE CONVEX SEAT		
PART NO:	MATERIAL	METRIC THREAD
445-31	C, P	10 X 1.00
445-32	C, P	10 X 1.25



452 STRAIGHT FEMALE CONVEX METRIC SEAT		
PART NO:	MATERIAL	METRIC THREAD
452-31	C, P	10 X 1.00
452-32	C	10 X 1.25

BSP RE-USABLE HOSE FITTINGS FOR 600 HOSE

MATERIAL: C - STAINLESS, P - PLATED, D - ALUMINIUM



321 STRAIGHT FEMALE		
PART NO:	MATERIAL	BSP THREAD
321-03	P	1/8
321-04	P	1/4



323 STRAIGHT MALE		
PART NO:	MATERIAL	BSP THREAD
323-03	P	1/8
323-04	P	1/4



332 90° SWEPT TUBE FEMALE		
PART NO:	MATERIAL	BSP THREAD
332-03	P	1/8
332-04		1/4



321SM STRAIGHT FEMALE TO SUIT SMITH PRESSURE GAUGE		
PART NO:	MATERIAL	BSP THREAD
321-03SM	P	1/8

(Flat face requires fibre washer)



331 45° SWEPT TUBE FEMALE		
PART NO:	MATERIAL	BSP THREAD
331-03	P	1/8

CRIMPED JIC HOSE FITTINGS FOR 600 HOSE

MATERIAL: C - STAINLESS, P - PLATED, D - ALUMINIUM



S6001 STRAIGHT FEMALE CONCAVE SEAT			
PART NO:	MATERIAL	JIC THREAD	HOSE SIZE
S6001-02	C	5/16 X 24	-02
S6001-03	C, D, P	3/8 X 24	-03
S6001-04-MP	C, D, P	7/16 X 20	-04



S6046 45° SWEPT TUBE FEMALE CONCAVE SEAT			
PART NO:	MATERIAL	JIC THREAD	HOSE SIZE
S6046-03	C, D, P	3/8 X 24	-03
S6046-04-MP	C, D, P	7/16 X 20	-04



S6091 90° SWEPT TUBE FEMALE CONCAVE SEAT			
PART NO:	MATERIAL	UNF THREAD	HOSE SIZE
S6091-03	C, D, P	3/8 X 24	-03
S6091-04-MP	P, C, D	7/16 X 20	-04



S6045 45° FORGED FEMALE CONCAVE SEAT			
PART NO:	MATERIAL	JIC THREAD	HOSE SIZE
S6045-02	C	5/16 X 24	-02
S6045-03	C, D	3/8 X 24	-03
S6045-04-MP	C, D	7/16 X 20	-04



S6090 90° FORGED FEMALE CONCAVE SEAT			
PART NO:	MATERIAL	UNF THREAD	HOSE SIZE
S6090-02	C	5/16 X 24	-02
S6090-03	C, D, P	3/8 X 24	-03
S6090-04-MP	C, D	7/16 X 20	-04



S441 STRAIGHT MALE AND BULKHEAD CONVEX SEAT			
PART NO:	MATERIAL	JIC/UNF THREAD	HOSE SIZE
S441-03	C, P	3/8 X 24	-03
S443-03	C, P	3/8 X 24 BULKHEAD	-03





CRIMPED METRIC FITTINGS FOR 600 HOSE

MATERIAL: C - STAINLESS, P - PLATED, D - ALUMINIUM



S442 STRAIGHT MALE CONCAVE SEAT		
PART NO:	MATERIAL	METRIC THREAD
S442-31	C, P	10 X 1.00
S442-31L (LONG)	P	10 X 1.00



S451 FEMALE CONCAVE SWIVEL		
PART NO:	MATERIAL	METRIC THREAD
S451-31	C, P	10 X 1.00MM



S445 STRAIGHT MALE SWIVEL - METRIC DUAL SEAT*		
PART NO:	MATERIAL	METRIC THREAD
S445-31	C, P	10 X 1.00



S452 FEMALE CONVEX SWIVEL		
PART NO:	MATERIAL	METRIC THREAD
S452-31	C, P	10 X 1.00

CRIMPED BSP FITTINGS FOR 600 HOSE

MATERIAL: C - STAINLESS, P - PLATED, D - ALUMINIUM



S321 STRAIGHT FEMALE CONVEX SEAT		
PART NO:	MATERIAL	BSP THREAD
S321-03	P	1/8 BSP



S332 90° SWEPT TUBE FEMALE BSP		
PART NO:	MATERIAL	BSP THREAD
S332-03	P	1/8 BSP



S321SM STRAIGHT FEMALE TO SUIT SMITH PRESSURE GAUGE		
PART NO:	MATERIAL	BSP THREAD
S321-03SM	P	1/8 BSP

(Fat face requires gasket)

TEE FITTINGS FOR 600 HOSE

MATERIAL: C - STAINLESS, P - PLATED, D - ALUMINIUM



5130 RE-USABLE TEE FITTING JIC/UNF WITH LOCATING LUG			
PART NO:	MATERIAL	THREAD	
5130-03	C	3/8 X 24	



5131 RE-USABLE TEE FITTING WITH MALE JIC/UNF LEG			
PART NO:	MATERIAL	THREAD	HOSE SIZE
5131-03	C	3/8 X 24	-03



5132 RE-USABLE TEE FITTING WITH MALE JIC/UNF LEG			
PART NO:	MATERIAL	THREAD	HOSE SIZE
5132-03	C	3/8 X 24	-03



5134 RE-USABLE TEE FITTING WITH BSP LEG AND LOCATING LUG			
PART NO:	MATERIAL	THREAD	HOSE SIZE
5134-03	C	1/8 BSP	-03



5135 RE-USABLE TEE HOSE FITTING			
PART NO:	MATERIAL		HOSE SIZE
5135-03	C, D		-03



5136 RE-USABLE TEE HOSE FITTING WITH LOCATING LUG			
PART NO:	MATERIAL		HOSE SIZE
5136-03	C		-03

CRIMPED TEE FITTINGS FOR 600 HOSE

MATERIAL: C - STAINLESS, P - PLATED, D - ALUMINIUM



S5135 3 WAY TEE			
PART NO:	MATERIAL	OTR*	SPUR
S5135-03	C	-03	-03



S5136 3 WAY TEE WITH LOCATING LUG			
PART NO:	MATERIAL	OTR	SPUR
S5136-03	C, P	-03	-03

RE-USEABLE BANJOS FOR 600 HOSE

MATERIAL: C - STAINLESS, P - PLATED, D - ALUMINIUM



5091 BANJO			
PART NO:	TO SUIT BOLT	MATERIAL	HOSE SIZE
5091-03	3/8, 10MM	C, D, P	-03
5091-03-04	7/16	C, P	-03
5091-04-03	3/8, 10MM	P	-04
5091-04	7/16	D, P	-04
5091-04-M12	12MM	P	-04



5093 20° BANJO EXTENDED NECK			
PART NO:	TO SUIT BOLT	MATERIAL	HOSE SIZE
5093-02	5/16, 8MM	C	-02
5093-03	3/8, 10MM	C, D, P	-03
5093-03-04	7/16	C, P	-03
5093-03-M12	12MM	C	-03
5093-04-03	10MM	P	-04



5095 STRAIGHT TWIN BANJO			
PART NO:	TO SUIT BOLT	MATERIAL	HOSE SIZE
5095-03-04	7/16	P	-03
5095-03	3/8, 10MM	C, P	-03



5098 BANJO TWIN EXTENDED NECK			
PART NO:	TO SUIT BOLT	MATERIAL	HOSE SIZE
5098-03	3/8, 10MM	C, P	-03



5092 BANJO STRAIGHT EXTENDED NECK			
PART NO:	TO SUIT BOLT	MATERIAL	HOSE SIZE
5092-02	5/16, 8MM	C	-02
5092-03	3/8, 10MM	C, D, P	-03
5092-03-04	7/16	C, P	-03
5092-03-M12	12MM	C, P	-03
5092-04-M12	12MM	P	-04



5094 45° BANJO EXTENDED NECK			
PART NO:	TO SUIT BOLT	MATERIAL	HOSE SIZE
5094-03	3/8, 10MM	C, D, P	-03



5097 BANJO SIDE 20° EXTENDED NECK			
PART NO:	TO SUIT BOLT	MATERIAL	HOSE SIZE
5097-03	3/8, 10MM	C, D, P	-03



5070 BANJO 70° EXTENDED NECK			
PART NO:	TO SUIT BOLT	MATERIAL	HOSE SIZE
5070-03	3/8, 10MM	C, P	-03



5099 BANJO 90° EXTENDED NECK			
PART NO:	TO SUIT BOLT	MATERIAL	HOSE SIZE
5099-03	3/8, 10MM	C, D, P	-03
5099-03-04	7/16	C	-03

CRIMPED BANJOS FOR 600 HOSE

MATERIAL: C - STAINLESS, P - PLATED, D - ALUMINIUM



S5091 BANJO			
PART NO:	MATERIAL	HOSE	HOLE SIZE
S5091-03-04	P	-03	7/16
S5091-03	C, P	-03	3/8, 10MM
S5091-03S	D	-03	3/8, 10MM
S5091-04-03	C, P	-04	3/8, 10MM
S5091-04_MP	C	-04	7/16
S5091-04-M12_MP	C, P	-04	12MM



S5093 20° BANJO EXTENDED NECK			
PART NO:	MATERIAL	HOSE	HOLE SIZE
S5093-03-04	C, P	-03	7/16
S5093-03	C, D, P	-03	3/8, 10MM



S5095 BANJO - DOUBLE			
PART NO:	MATERIAL	HOSE	HOLE SIZE
S5095-03	D, P	-03	3/8, 10MM



S5098 BANJO TWIN EXTENDED NECK			
PART NO:	MATERIAL	HOSE	HOLE SIZE
S5098-03	P	-03	3/8, 10MM



S5092 BANJO STRAIGHT EXTENDED NECK			
PART NO:	MATERIAL	HOSE	HOLE SIZE
S5092-03-04	C, P	-03	7/16, 11.2MM
S5092-03	C, D, P	-03	3/8, 10MM
S5092-04-03	C	-04	3/8, 10MM



S5094 45° BANJO EXTENDED NECK			
PART NO:	MATERIAL	HOSE	HOLE SIZE
S5094-03	C, D, P	-03	3/8, 10MM



S5097 SIDE 20° BANJO EXTENDED NECK			
PART NO:	MATERIAL	HOSE	HOLE SIZE
S5097-03	C, D, P	-03	3/8, 10MM



S5070 BANJO 70° EXTENDED NECK			
PART NO:	MATERIAL	HOSE	HOLE SIZE
S5070-03	C, P	-03	3/8, 10MM



S5099 SIDE BANJO 90° EXTENDED NECK			
PART NO:	MATERIAL	HOSE	HOLE SIZE
S5099-03	C, D, P	-03	3/8, 10MM

BANJO BOLTS

MATERIAL: C - STAINLESS, P - PLATED, D - ALUMINIUM



775 SINGLE BANJO BOLT UNF		
PART NO:	MATERIAL	JIC/UNF THREAD
775-02	C	5/16 X 24
775-03-02	P	5/16 X 24
775-03	C, D, P	3/8 X 24
775-03L	C, D, P	3/8 X 24
775-04	C, D, P	7/16 X 20
775-04L	C, P	7/16 X 20
775-44	C, P	7/16 X 24



992 SINGLE BANJO BOLT METRIC		
PART NO:	MATERIAL	METRIC THREAD
992-02-21	C	M8 X 1.00
992-02-22	C	M8 X 1.25
992-03-21	C	M8 X 1.00
992-03-22	C	M8 X 1.25
992-03-31	C, D, P	M10 X 1.00
992-03-31L	C, P	M10 X 1.00
992-03-31S	C, D, P	M10 X 1.00 SHORT
992-03-32	C, D, P	M10 X 1.25
992-03-32L	P	M10 X 1.25
992-03-35	C, P	M10 X 1.50
992-03-35L	P	M10 X 1.50
992-04-M12	C, D	M12 X 1.50
992-04-M121	D, P	M12 X 1.00
992-04-M121S	C, P	M12 X 1.00 SHORT
992-04-M122	D, P	M12 X 1.25
992-04-32	C	M10 X 1.25
992-04-M121SS	P	M12 X 1.00 EXTRA SHORT



1012 SINGLE BANJO BOLT BSP		
PART NO:	MATERIAL	BSP THREAD
1012-03	P	1/8 BSP
1012-04	P	1/4 BSP



BL993 DOUBLE BRAKELIGHT BANJO BOLT METRIC		
PART NO:	MATERIAL	THREAD
BL993-31	C	10 X 1.00MM
BL993-32	C	10 X 1.25MM



993 DOUBLE BANJO BOLT METRIC		
PART NO:	MATERIAL	METRIC THREAD
993-03-31	C, D, P	10 X 1.00MM
993-03-31L	C, P	10 X 1.00MM
993-03-31S	C, D, P	10 X 1.00MM 28MM U/HEX
993-03-32	C, D, P	10 X 1.25MM



773 DOUBLE BANJO BOLT UNF		
PART NO:	MATERIAL	UNF THREAD
773-03	C, D, P	3/8 X 24
773-03L	P	3/8 X 24



1013 DOUBLE BANJO BOLT BSP		
PART NO:	MATERIAL	BSP THREAD
1013-03	P	1/8 BSP



BL775 SINGLE BRAKELIGHT BANJO BOLT UNF		
PART NO:	MATERIAL	THREAD
BL775-03	C	3/8 X 24
BL775-44	C	7/16 X 24
BL775-03S	C	3/8 X 24 SHORT



BL992 SINGLE BRAKELIGHT BANJO BOLT METRIC		
PART NO:	MATERIAL	THREAD
BL992-31	C	10 X 1.00MM
BL992-32	C	10 X 1.25MM

BANJO BOLTS WITH BLEED NIPPLES

MATERIAL: C - STAINLESS, P - PLATED, D - ALUMINIUM



992BN SINGLE BANJO BOLT WITH BLEED NIPPLE METRIC		
PART NO:	MATERIAL	METRIC THREAD
992-31BN	C, CH, P	10 X 1.00
992-32BN	C, CH, P	10 X 1.25



993BN BLEED NIPPLE DOUBLE BANJO BOLT METRIC		
PART NO:	MATERIAL	METRIC THREAD
993-31BN	C, P	10 X 1.00
993-32BN	C, P	10 X 1.25



775BN SINGLE BANJO BOLT WITH BLEED NIPPLE UNF		
PART NO:	MATERIAL	UNF THREAD
775-03BN	C, CH, P	3/8 X 24



773BN DOUBLE BANJO BOLT WITH BLEED NIPPLE		
PART NO:	MATERIAL	UNF THREAD
773-03BN	C	3/8 X 24

836 ALUMINIUM HARDLINE

Hardline offers excellent strength and rigidity in high pressure applications such as airjacks systems and some fuel systems. Hardline is suitable for inside cockpit use. Available in coated aluminium. Minimum order in lengths of 4m. Hardline now available in a coiled 4m length.



PART NO:	HOSE SIZE	HOSE I.D	HOSE O.D	WORKING PRESS	BURST PRESS	MIN. BEND RADIUS	WEIGHT PER MTR
HL836-04D	-04	6.0MM	8.0MM	1378 PSI	4206 PSI	15.0MM	0.059 KG
HL836-06D	-06	8.0MM	10.0MM	1378 PSI	4206 PSI	15.0MM	0.095 KG

<table border="1"> <thead> <tr><th>PART NO:</th><th>TUBE SIZE</th></tr> </thead> <tbody> <tr><td>HL821-04D</td><td>-04</td></tr> <tr><td>HL821-06D</td><td>-06</td></tr> </tbody> </table>	PART NO:	TUBE SIZE	HL821-04D	-04	HL821-06D	-06	<table border="1"> <thead> <tr><th>PART NO:</th><th>TUBE SIZE</th></tr> </thead> <tbody> <tr><td>HL811-06D</td><td>-06</td></tr> </tbody> </table>	PART NO:	TUBE SIZE	HL811-06D	-06	<table border="1"> <thead> <tr><th>PART NO:</th><th>TUBE SIZE</th></tr> </thead> <tbody> <tr><td>HL831-06D</td><td>-06</td></tr> </tbody> </table>	PART NO:	TUBE SIZE	HL831-06D	-06	<table border="1"> <thead> <tr><th>PART NO:</th><th>TUBE SIZE</th></tr> </thead> <tbody> <tr><td>HL841-06D</td><td>-06</td></tr> </tbody> </table>	PART NO:	TUBE SIZE	HL841-06D	-06	<table border="1"> <thead> <tr><th>PART NO:</th><th>JIC SIZE</th></tr> </thead> <tbody> <tr><td>HL822-06</td><td>-06</td></tr> </tbody> </table>	PART NO:	JIC SIZE	HL822-06	-06	
PART NO:	TUBE SIZE																										
HL821-04D	-04																										
HL821-06D	-06																										
PART NO:	TUBE SIZE																										
HL811-06D	-06																										
PART NO:	TUBE SIZE																										
HL831-06D	-06																										
PART NO:	TUBE SIZE																										
HL841-06D	-06																										
PART NO:	JIC SIZE																										
HL822-06	-06																										
<table border="1"> <thead> <tr><th>PART NO:</th><th>TUBE SIZE</th></tr> </thead> <tbody> <tr><td>HL823-04D</td><td>-04</td></tr> <tr><td>HL823-06D</td><td>-06</td></tr> </tbody> </table>	PART NO:	TUBE SIZE	HL823-04D	-04	HL823-06D	-06	<table border="1"> <thead> <tr><th>PART NO:</th><th>TUBE SIZE</th></tr> </thead> <tbody> <tr><td>HL843-06D</td><td>-06</td></tr> </tbody> </table>	PART NO:	TUBE SIZE	HL843-06D	-06	<table border="1"> <thead> <tr><th>PART NO:</th><th>TUBE SIZE</th></tr> </thead> <tbody> <tr><td>HL837-06D</td><td>-06</td></tr> </tbody> </table>	PART NO:	TUBE SIZE	HL837-06D	-06	<table border="1"> <thead> <tr><th>PART NO:</th><th>TUBE SIZE</th></tr> </thead> <tbody> <tr><td>HL814-06D</td><td>-06</td></tr> </tbody> </table>	PART NO:	TUBE SIZE	HL814-06D	-06	<table border="1"> <thead> <tr><th>PART NO:</th><th>TUBE SIZE</th></tr> </thead> <tbody> <tr><td>HL854-06D</td><td>-06</td></tr> </tbody> </table>	PART NO:	TUBE SIZE	HL854-06D	-06	
PART NO:	TUBE SIZE																										
HL823-04D	-04																										
HL823-06D	-06																										
PART NO:	TUBE SIZE																										
HL843-06D	-06																										
PART NO:	TUBE SIZE																										
HL837-06D	-06																										
PART NO:	TUBE SIZE																										
HL814-06D	-06																										
PART NO:	TUBE SIZE																										
HL854-06D	-06																										

836 STAINLESS HARDLINE

Hardline offers excellent strength and rigidity in high pressure applications such as brake and clutch systems. Supplied in a 3m straight length.



PART NO:	MATERIAL	HOSE SIZE	HOSE I.D	HOSE O.D	WORKING PRESS	BURST PRESS	MIN. BEND RADIUS	WEIGHT PER MTR
HL836-03C	STAINLESS	-03	3.36MM	4.8MM	5076 PSI	15228 PSI	15.0MM	0.071 KG

<table border="1"> <thead> <tr><th>PART NO:</th><th>THREAD</th><th>MATERIAL</th></tr> </thead> <tbody> <tr><td>N8401</td><td>M10X1.0</td><td>PLATED</td></tr> <tr><td>N8426</td><td>3/8UNF</td><td>PLATED</td></tr> <tr><td>N8462</td><td>7/16UNF</td><td>PLATED</td></tr> </tbody> </table>	PART NO:	THREAD	MATERIAL	N8401	M10X1.0	PLATED	N8426	3/8UNF	PLATED	N8462	7/16UNF	PLATED	<table border="1"> <thead> <tr><th>PART NO:</th><th>THREAD</th><th>MATERIAL</th></tr> </thead> <tbody> <tr><td>N1401</td><td>M10X1.0</td><td>PLATED</td></tr> <tr><td>N1406</td><td>3/8UNF</td><td>PLATED</td></tr> <tr><td>N1460</td><td>7/16UNF</td><td>PLATED</td></tr> </tbody> </table>	PART NO:	THREAD	MATERIAL	N1401	M10X1.0	PLATED	N1406	3/8UNF	PLATED	N1460	7/16UNF	PLATED	<table border="1"> <thead> <tr><th>PART NO:</th><th>THREAD</th><th>MATERIAL</th></tr> </thead> <tbody> <tr><td>818-31C</td><td>M10X1.0</td><td>STAINLESS</td></tr> <tr><td>818-03C</td><td>3/8UNF</td><td>STAINLESS</td></tr> </tbody> </table>	PART NO:	THREAD	MATERIAL	818-31C	M10X1.0	STAINLESS	818-03C	3/8UNF	STAINLESS	<table border="1"> <thead> <tr><th>PART NO:</th><th>THREAD</th><th>MATERIAL</th></tr> </thead> <tbody> <tr><td>819-03C</td><td>N/A</td><td>STAINLESS</td></tr> </tbody> </table> <p>TO BE USED WITH 818 TUBE NUTS</p>	PART NO:	THREAD	MATERIAL	819-03C	N/A	STAINLESS
PART NO:	THREAD	MATERIAL																																								
N8401	M10X1.0	PLATED																																								
N8426	3/8UNF	PLATED																																								
N8462	7/16UNF	PLATED																																								
PART NO:	THREAD	MATERIAL																																								
N1401	M10X1.0	PLATED																																								
N1406	3/8UNF	PLATED																																								
N1460	7/16UNF	PLATED																																								
PART NO:	THREAD	MATERIAL																																								
818-31C	M10X1.0	STAINLESS																																								
818-03C	3/8UNF	STAINLESS																																								
PART NO:	THREAD	MATERIAL																																								
819-03C	N/A	STAINLESS																																								

BLEED NIPPLES



BN506 BLEED NIPPLE UNF		
PART NO:	MATERIAL	THREAD
BN506	C, P	3/8 X 24
BN507	C, P	7 X 1.00MM
BN508	C	8 X 1.25MM
BN510	C, P	10 X 1.00MM



BN704 BLEED NIPPLE UNF FOR BANJO BOLT BLEED NIPPLES		
PART NO:	MATERIAL	UNF THREAD
BN704	C, P	1/4 X 28



BN-CAP BLEED NIPPLE CAP		
PART NO:	BN-CAP	


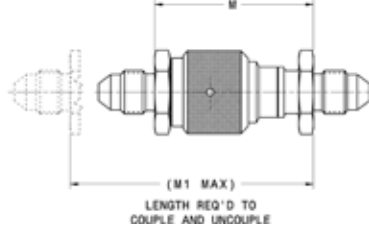
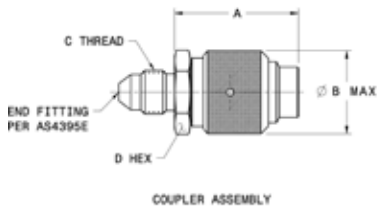
DOWTY SEALS



DOWTY SEALS		
PART NO:	SUITS	SEAL MATERIAL
DOWSEA1/8	1/8BSP, -3JIC, 10MM, 3/8UNF	NITRILE
DOWSEA1/4	1/4BSP	NITRILE
DOWSEA3/8	3/8BSP	NITRILE
DOWSEA7/16	7/16UNF, -4JIC	NITRILE
DOWSEA1/2	1/2BSP	NITRILE
DOWSEA5/8	5/8BSP, -10JIC	NITRILE
DOWSEA5	5MM	NITRILE OR VITON
DOWSEA6	6MM	NITRILE OR VITON
DOWSEA8	8MM	NITRILE
DOWSEA12	12MM	NITRILE
DOWSEA14	14MM	NITRILE
DOWSEA16	16MM	NITRILE
DOWSEA18	18MM	NITRILE
DOWSEA22	22MM	NITRILE
DOWSEA-6	-6JIC, 9/16UNF	NITRILE
DOWSEA-8	-8JIC, 20MM	NITRILE
DOWSEA-16	-16JIC, 1BSP	NITRILE



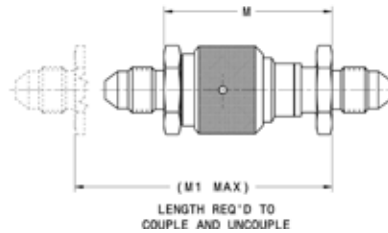
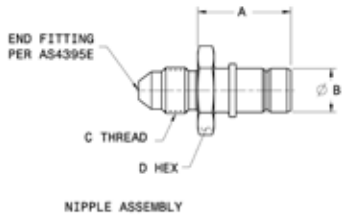
COUPLERS



STAINLESS STEEL & TITANIUM - FOR TITANIUM ADD T AS A PREFIX TO COUPLER ASSEMBLY P/N EG: T25403-02A							DIMENSION IN INCHES (MILLIMETRES) TOLERANCE = .XX ± .03 INCH					
COUPLER ASSEMBLY P/N	NOMINAL BODY SIZE	COUPLER WEIGHT TI LBS/(G)	COUPLER WEIGHT SS LBS/(G)	OPERATING PRESSURE PSI (KG/CM2)	MAX PRESS WHEN COUPLING PSI (KG/CM2)	FLOW RATE GPM (LPM)	A	B	C	D	M	M1
25402-02A	-2 (1/8")	0.045 (20.5)	0.050 (23.0)	5000 (352)	1500 (105)	0.35 (1.3)	1.06 (26.9)	0.75 (19.1)	-2 JIC	0.562 (14.2)	1.25 (31.8)	1.72 (43.7)
25402-03A	-2 (1/8")	0.048 (21.9)	0.052 (23.5)	5000 (352)	1500 (105)	0.35 (1.3)	1.06 (26.9)	0.75 (19.1)	-3 JIC	0.564 (14.3)	1.25 (31.8)	1.72 (43.7)
25403-03A	-3 (3/16")	TBC	0.060 (27.2)	5000 (352)	1500 (105)	TBC	1.06 (26.9)	0.71 (18.0)	-3 JIC	0.625 (15.9)	1.37 (34.8)	1.88 (47.8)
25404-04A	-4 (1/4")	0.073 (33.3)	0.090 (40.8)	4000 (281)	400 (28)	1.20 (4.5)	1.20 (30.5)	0.88 (22.4)	-4 JIC	0.688 (17.5)	1.55 (39.4)	2.07 (52.6)
25406-06A	-6 (3/8")	0.141 (63.9)	0.170 (77.0)	4000 (281)	200 (14)	3.50 (13.2)	1.33 (33.8)	1.12 (28.5)	-6 JIC	0.875 (22.2)	1.75 (44.5)	2.31 (58.7)

ALUMINIUM COUPLERS - FOR LANYARD CHANGE PREFIX FROM 2 TO 3 EG: 34406-06A							DIMENSION IN INCHES (MILLIMETRES) TOLERANCE = .XX ± .03 INCH					
COUPLER ASSEMBLY P/N	NOMINAL BODY SIZE	COUPLER WEIGHT GRAMS	COUPLER WEIGHT LBS	OPERATING PRESSURE PSI (KG/CM2)	MAX PRESS WHEN COUPLING PSI (KG/CM2)	FLOW RATE GPM (LPM)	A	B	C	D	M	M1
24402-02A	-2 (1/8")	13.6	0.03	2000 (140)	1500 (105)	0.35 (1.3)	1.06 (26.9)	0.75 (19.1)	-2 JIC	0.562 (14.2)	1.25 (31.8)	1.75 (44.5)
24402-03A	-2 (1/8")	13.6	0.03	2000 (140)	1500 (105)	0.35 (1.3)	1.06 (26.9)	0.75 (19.1)	-3 JIC	0.562 (14.2)	1.25 (31.8)	1.75 (44.5)
24404-04A	-4 (1/4")	27.2	0.06	1500 (105)	400 (28)	1.20 (4.5)	1.25 (31.8)	0.88 (22.4)	-4 JIC	0.688 (17.5)	1.74 (44.2)	2.24 (58.2)
24406-06A	-6 (3/8")	54.4	0.12	1500 (105)	200 (14)	3.50 (13.2)	1.40 (35.6)	1.12 (28.5)	-6 JIC	0.875 (22.2)	1.97 (50.0)	2.55 (64.8)

NIPPLES



STAINLESS STEEL & TITANIUM - FOR TITANIUM ADD T AS A PREFIX TO NIPPLE ASSEMBLY P/N EG: T5102-02A							DIMENSION IN INCHES (MILLIMETRES) TOLERANCE = .XX ± .03 INCH					
NIPPLE ASSEMBLY P/N	NOMINAL BODY SIZE	NIPPLE WEIGHT (TI) LBS/G	NIPPLE WEIGHT (SS) LBS/G	OPERATING PRESSURE PSI (KG/CM2)	MAX PRESS WHEN COUPLING PSI (KG/CM2)	FLOW RATE GPM (LPM)	A	B	C	D	M	M1
5102-02A	-2 (1/8")	0.010 (4.5)	0.025 (11.5)	5000 (352)	1500 (105)	0.35 (1.3)	0.63 (16.0)	0.32 (8.1)	-2 JIC	0.562 (14.2)	1.25 (31.8)	1.72 (43.7)
5102-03A	-2 (1/8")	0.014 (6.7)	0.026 (12.0)	5000 (352)	1500 (105)	0.35 (1.3)	0.63 (16.0)	0.32 (8.1)	-3 JIC	0.564 (14.3)	1.25 (31.8)	1.72 (43.7)
5103-03A	-3 (3/16")	0.019 (9.0)	0.030 (14.0)	5000 (352)	1500 (105)	TBC	0.76 (19.3)	0.36 (9.1)	-3 JIC	0.625 (15.9)	1.37 (34.8)	1.88 (47.8)
5104-04A	-4 (1/4")	0.026 (12.2)	0.050 (22.7)	4000 (281)	400 (28)	1.20 (4.5)	0.85 (21.6)	0.44 (11.2)	-4 JIC	0.688 (17.5)	1.55 (39.4)	2.07 (52.6)
5106-06A	-6 (3/8")	0.075 (34.0)	0.080 (36.3)	4000 (281)	200 (14)	3.50 (13.2)	0.95 (24.1)	0.60 (15.2)	-6 JIC	0.875 (22.2)	1.75 (44.5)	2.31 (58.7)

ALUMINIUM NIPPLES							DIMENSION IN INCHES (MILLIMETRES) TOLERANCE = .XX ± .03 INCH					
NIPPLE ASSEMBLY P/N	NOMINAL BODY SIZE	NIPPLE WEIGHT GRAMS	NIPPLE WEIGHT LBS	OPERATING PRESSURE PSI (KG/CM2)	MAX PRESS WHEN COUPLING PSI (KG/CM2)	FLOW RATE GPM (LPM)	A	B	C	D	M	M1
4302-02A	-2 (1/8")	9.0	0.02	2000 (140)	1500 (105)	0.35 (1.3)	0.63 (16.0)	0.32 (8.1)	-2 JIC	0.562 (14.2)	1.25 (31.8)	1.75 (44.5)
4302-03A	-2 (1/8")	9.0	0.02	2000 (140)	1500 (105)	0.35 (1.3)	0.63 (16.0)	0.32 (8.1)	-3 JIC	0.562 (14.2)	1.25 (31.8)	1.75 (44.5)
4304-04A	-4 (1/4")	13.6	0.03	1500 (105)	400 (28)	1.20 (4.5)	0.98 (24.9)	0.44 (11.2)	-4 JIC	0.688 (17.5)	1.74 (44.2)	2.24 (58.2)
4306-06A	-6 (3/8")	18.1	0.04	1500 (105)	200 (14)	3.50 (13.2)	1.09 (27.7)	0.60 (15.2)	-6 JIC	0.875 (22.2)	1.97 (50.0)	2.55 (64.8)



The Quick Disconnect Couplings, G-Link Bayonet-Type and Pull-Type are compact and lightweight couplings, developed for hydraulic and pneumatic purposes in motorsport with operating pressure up to 200 bar.

(*) FOR BRAKE FLUID SEAL ADD EA, FOR FUEL SEAL ADD F

QUICK DISCONNECT COUPLINGS					
PART NO:		HEX A/F	O/A LENGTH	COUPLED LENGTH	NOM DIA.
GQD03BP03*	QDV BAYONET PLUG -3JIC	13MM	42.5MM	38.0MM	3.5MM
GQD03BS03*	QDV BAYONET SOCKET -3JIC	13MM	34.7MM		
GQD03BP04*	QDV BAYONET PLUG -4JIC	13MM	44.0MM	38.0MM	3.5MM
GQD03BS04*	QDV BAYONET SOCKET -4JIC	13MM	36.2MM		
GQD08PP06*	QDV PULL-TYPE PLUG -6JIC	27MM	42.6MM	52.6MM	8.0MM
GQD08PS06*	QDV PULL-TYPE SOCKET -6JIC	24MM	52.0MM		
GQD08PP08*	QDV PULL-TYPE PLUG -8JIC	27MM	45.1MM	52.6MM	8.0MM
GQD08PS08*	QDV PULL-TYPE SOCKET -8JIC	24MM	54.5MM		
GQD14PP12*	QDV PULL-TYPE PLUG -12JIC	36MM	56.1MM	64.6MM	14.0MM
GQD14PS12*	QDV PULL-TYPE SOCKET -12JIC	32MM	71.1MM		





SPH-NON SPILL BAYONET COUPLING ALUMINIUM

APPLICATIONS: Brake circuits and clutch systems, Hydraulic fluids, Shock absorber fluids, Oil, Fuel, Coolants, Compressed nitrogen / air

* FOR EPDM SEALS (BRAKE FLUID) ADD E TO PART # FOR VITON (OILS, FUELS WITH LESS THAN 15% ETHANOL/METHANOL, WATER & AIR) ADD V TO PART #

SPH03



PART NO:	THREAD	FLOW	COLOUR	MATERIAL	WEIGHT	LENGTH	MAX PRESSURE
SPH03.1410/BA/L/KR/J*	M10X1.0	3.0MM	RED	ALUMINIUM	11.0G	37.0MM	200BAR
SPH03.1410/BA/L/KJ/J*	M10X1.0	3.0MM	YELLOW	ALUMINIUM	11.0G	37.0MM	200BAR
SPH03.1410/BA/TI/KB/J*	M10X1.0	3.0MM	BLUE	TITANIUM	16.0G	37.0MM	350BAR
SPH03.1410/BA/TI/KV/J*	M10X1.0	3.0MM	GREEN	TITANIUM	16.0G	37.0MM	350BAR
SPH03.1652/BA/L/KR/J*	-3JIC	3.0MM	RED	ALUMINIUM	11.0G	40.0MM	200BAR
SPH03.1652/BA/L/KJ/J*	-3JIC	3.0MM	YELLOW	ALUMINIUM	11.0G	40.0MM	200BAR
SPH03.1652/BA/TI/KB/J*	-3JIC	3.0MM	BLUE	TITANIUM	16.0G	40.0MM	350BAR
SPH03.1652/BA/TI/KV/J*	-3JIC	3.0MM	GREEN	TITANIUM	16.0G	40.0MM	350BAR
SPH03.1652/BA/IA/J*	-3JIC	3.0MM	SILVER	STAINLESS	27.0G	40.0MM	350BAR
SPH03.1653/BA/L/KR/J*	-4JIC	3.0MM	RED	ALUMINIUM	12.0G	42.0MM	200BAR
SPH03.1653/BA/L/KJ/J*	-4JIC	3.0MM	YELLOW	ALUMINIUM	12.0G	42.0MM	200BAR
SPH03.1653/BA/TI/KB/J*	-4JIC	3.0MM	BLUE	TITANIUM	18.0G	42.0MM	350BAR
SPH03.1653/BA/TI/KV/J*	-4JIC	3.0MM	GREEN	TITANIUM	18.0G	42.0MM	350BAR
SPH03.1653/BA/IA/J*	-4JIC	3.0MM	SILVER	STAINLESS	34.0G	42.0MM	350BAR
SPH03.2652/BA/L/KR/J*	-3JIC	3.0MM	RED	ALUMINIUM	14.0G	57.5MM	200BAR
SPH03.2652/BA/L/KJ/J*	-3JIC	3.0MM	YELLOW	ALUMINIUM	14.0G	57.5MM	200BAR
SPH03.2652/BA/TI/KB/J*	-3JIC	3.0MM	BLUE	TITANIUM	29.0G	57.5MM	350BAR
SPH03.2652/BA/TI/KV/J*	-3JIC	3.0MM	GREEN	TITANIUM	29.0G	57.5MM	350BAR
SPH03.2652/BA/IA/J*	-3JIC	3.0MM	SILVER	STAINLESS	37.0G	57.5MM	350BAR
SPH03.7410/BA/L/KR/J*	M10X1.0	3.0MM	RED	ALUMINIUM	11.0G	43.0MM	200BAR
SPH03.7410/BA/L/KJ/J*	M10X1.0	3.0MM	YELLOW	ALUMINIUM	11.0G	43.0MM	200BAR
SPH03.7652/BA/L/KR/J*	-3JIC	3.0MM	RED	ALUMINIUM	12.0G	47.0MM	200BAR
SPH03.7652/BA/L/KJ/J*	-3JIC	3.0MM	YELLOW	ALUMINIUM	12.0G	47.0MM	200BAR
SPH03.7652/BA/TI/KB/J*	-3JIC	3.0MM	BLUE	TITANIUM	18.0G	47.0MM	350BAR
SPH03.7652/BA/TI/KV/J*	-3JIC	3.0MM	GREEN	TITANIUM	18.0G	47.0MM	350BAR
SPH03.7652/BA/IA/J*	-3JIC	3.0MM	SILVER	STAINLESS	30.0G	47.0MM	350BAR
SPH03.7653/BA/L/KR/J*	-4JIC	3.0MM	RED	ALUMINIUM	12.0G	49.0MM	200BAR
SPH03.7653/BA/L/KJ/J*	-4JIC	3.0MM	YELLOW	ALUMINIUM	12.0G	49.0MM	200BAR
SPH03.7653/BA/TI/KB/J*	-4JIC	3.0MM	BLUE	TITANIUM	29.0G	49.0MM	350BAR
SPH03.7653/BA/TI/KV/J*	-4JIC	3.0MM	GREEN	TITANIUM	29.0G	49.0MM	350BAR
SPH03.7653/BA/IA/J*	-4JIC	3.0MM	SILVER	STAINLESS	32.0G	49.0MM	350BAR

SPH05



PART NO:	THREAD	FLOW	COLOUR	MATERIAL	WEIGHT	LENGTH	MAX PRESSURE
SPH05.1653/BA/L/KR/J*	-4JIC	5.0MM	RED	ALUMINIUM	18.0G	46.5MM	160BAR
SPH05.1653/BA/L/KJ/J*	-4JIC	5.0MM	YELLOW	ALUMINIUM	18.0G	46.5MM	160BAR
SPH05.1653/BA/TI/KB/J*	-4JIC	5.0MM	BLUE	TITANIUM	29.0G	46.5MM	220BAR
SPH05.1653/BA/TI/KV/J*	-4JIC	5.0MM	GREEN	TITANIUM	29.0G	46.5MM	220BAR
SPH05.1653/BA/IA/J*	-4JIC	5.0MM	SILVER	STAINLESS	44.0G	46.5MM	220BAR
SPH05.1655/BA/L/KR/J*	-6JIC	5.0MM	RED	ALUMINIUM	19.0G	46.5MM	160BAR
SPH05.1655/BA/L/KJ/J*	-6JIC	5.0MM	YELLOW	ALUMINIUM	19.0G	46.5MM	160BAR
SPH05.1655/BA/TI/KB/J*	-6JIC	5.0MM	BLUE	TITANIUM	27.0G	46.5MM	220BAR
SPH05.1655/BA/TI/KV/J*	-6JIC	5.0MM	GREEN	TITANIUM	27.0G	46.5MM	220BAR
SPH05.1655/BA/IA/J*	-6JIC	5.0MM	SILVER	STAINLESS	47.0G	46.5MM	220BAR
SPH05.7653/BA/L/KR/J*	-4JIC	5.0MM	RED	ALUMINIUM	17.0G	49.0MM	160BAR
SPH05.7653/BA/L/KJ/J*	-4JIC	5.0MM	YELLOW	ALUMINIUM	17.0G	49.0MM	160BAR
SPH05.7653/BA/TI/KB/J*	-4JIC	5.0MM	BLUE	TITANIUM	26.0G	49.0MM	220BAR
SPH05.7653/BA/TI/KV/J*	-4JIC	5.0MM	GREEN	TITANIUM	26.0G	49.0MM	220BAR
SPH05.7653/BA/IA/J*	-4JIC	5.0MM	SILVER	STAINLESS	46.0G	49.0MM	220BAR
SPH05.7655/BA/L/KR/J*	-6JIC	5.0MM	RED	ALUMINIUM	19.0G	49.0MM	160BAR
SPH05.7655/BA/L/KJ/J*	-6JIC	5.0MM	YELLOW	ALUMINIUM	19.0G	49.0MM	160BAR
SPH05.7655/BA/TI/KB/J*	-6JIC	5.0MM	BLUE	TITANIUM	28.0G	49.0MM	220BAR
SPH05.7655/BA/TI/KV/J*	-6JIC	5.0MM	GREEN	TITANIUM	28.0G	49.0MM	220BAR
SPH05.7655/BA/IA/J*	-6JIC	5.0MM	SILVER	STAINLESS	50.0G	49.0MM	220BAR

SPH08



PART NO:	THREAD	FLOW	COLOUR	MATERIAL	WEIGHT	LENGTH	MAX PRESSURE
SPH08.1655/BA/L/KR/J*	-6JIC	8.0MM	RED	ALUMINIUM	32.0G	50.0MM	80BAR
SPH08.1655/BA/L/KJ/J*	-6JIC	8.0MM	YELLOW	ALUMINIUM	32.0G	50.0MM	80BAR
SPH08.1656/BA/L/KR/J*	-8JIC	8.0MM	RED	ALUMINIUM	36.0G	52.0MM	80BAR
SPH08.1656/BA/L/KJ/J*	-8JIC	8.0MM	YELLOW	ALUMINIUM	36.0G	52.0MM	80BAR
SPH08.7655/BA/L/KR/J*	-6JIC	8.0MM	RED	ALUMINIUM	29.0G	55.0MM	80BAR
SPH08.7655/BA/L/KJ/J*	-6JIC	8.0MM	YELLOW	ALUMINIUM	29.0G	55.0MM	80BAR
SPH08.7656/BA/L/KR/J*	-8JIC	8.0MM	RED	ALUMINIUM	33.0G	57.5MM	80BAR
SPH08.7656/BA/L/KJ/J*	-8JIC	8.0MM	YELLOW	ALUMINIUM	33.0G	57.5MM	80BAR



SPT-NON SPILL PUSH FIT COUPLING ALUMINIUM

APPLICATIONS: Fuel filling line, Fuel sampling, Fuel venting line, FIA Fuel line safety break away.

* FOR VITON SEALS (OILS, FUELS WITH LESS THAN 15% ETHANOL/METHANOL, WATER & AIR) ADD V TO PART # FOR FUELS WITH MORE THAN 15% ETHANOL ADD JKV

SPT05



MALE THREAD SOCKET

PART NO:	THREAD	FLOW	COLOUR	MATERIAL	WEIGHT	LENGTH	MAX PRESSURE
SPT05.1653/L/J*	-4 JIC	5.0MM	RED/GREY	ALUMINIUM	30.0G	55.5MM	40BAR
SPT05.1655/L/J*	-6 JIC	5.0MM	RED/GREY	ALUMINIUM	31.0G	54.2MM	40BAR

MALE THREAD SOCKET WITH LANYARD

PART NO:	THREAD	FLOW	COLOUR	MATERIAL	WEIGHT	LENGTH	MAX PRESSURE
SPT05.3653/L/J*	-4 JIC	5.0MM	RED/GREY	ALUMINIUM	34.0G	55.5MM	40BAR
SPT05.3655/L/J*	-6 JIC	5.0MM	RED/GREY	ALUMINIUM	35.0G	54.2MM	40BAR

PUSH ON SOCKET

PART NO:	FITTING	FLOW	COLOUR	MATERIAL	WEIGHT	LENGTH	MAX PRESSURE
SPT05.1808/L/J*	8MM PUSH	5.0MM	RED/GREY	ALUMINIUM	29.0G	58.00MM	40BAR

MALE THREAD PLUG

PART NO:	THREAD	FLOW	COLOUR	MATERIAL	WEIGHT	LENGTH	MAX PRESSURE
SPT05.7653/L/J*	-4 JIC	5.0MM	RED/GREY	ALUMINIUM	10.0G	46.5MM	40BAR
SPT05.7655/L/J*	-6 JIC	5.0MM	RED/GREY	ALUMINIUM	11.0G	45.8MM	40BAR


PUSH ON PLUG

PART NO:	FITTING	FLOW	COLOUR	MATERIAL	WEIGHT	LENGTH	MAX PRESSURE
SPT05.7808/L/J*	8MM	5.0MM	RED/GREY	ALUMINIUM	9.0G	49.0MM	40BAR

MALE THREAD BULKHEAD PLUG

PART NO:	THREAD	FLOW	COLOUR	MATERIAL	WEIGHT	LENGTH	MAX PRESSURE
SPT05.5653/L/J*	-4 JIC	5.0MM	RED/GREY	ALUMINIUM	15.5G	57.9MM	40BAR
SPT05.5655/L/J*	-6 JIC	5.0MM	RED/GREY	ALUMINIUM	17.5G	57.8MM	40BAR

SPT08



MALE THREAD SOCKET

PART NO:	THREAD	FLOW	COLOUR	MATERIAL	WEIGHT	LENGTH	MAX PRESSURE
SPT08.1655/L/J*	-6 JIC	8.0MM	RED/GREY	ALUMINIUM	49.0G	59.0MM	20BAR
SPT08.1656/L/J*	-8 JIC	8.0MM	RED/GREY	ALUMINIUM	53.5G	61.5MM	20BAR

MALE THREAD SOCKET WITH LANYARD

PART NO:	THREAD	FLOW	COLOUR	MATERIAL	WEIGHT	LENGTH	MAX PRESSURE
SPT08.3655/L/J*	-6 JIC	8.0MM	RED/GREY	ALUMINIUM	53.0G	59.0MM	20BAR
SPT08.3656/L/J*	-8 JIC	8.0MM	RED/GREY	ALUMINIUM	57.5G	61.5MM	20BAR

MALE THREAD PLUG

PART NO:	THREAD	FLOW	COLOUR	MATERIAL	WEIGHT	LENGTH	MAX PRESSURE
SPT08.7655/L/J*	-6 JIC	8.0MM	RED/GREY	ALUMINIUM	18.0G	54.0MM	20BAR
SPT08.7656/L/J*	-8 JIC	8.0MM	RED/GREY	ALUMINIUM	21.5G	57.5MM	20BAR

MALE THREAD BUCKHEAD PLUG

PART NO:	THREAD	FLOW	COLOUR	MATERIAL	WEIGHT	LENGTH	MAX PRESSURE
SPT08.5655/L/J*	-6 JIC	8.0MM	RED/GREY	ALUMINIUM	32.5G	67.0MM	20BAR
SPT08.5656/L/J*	-8 JIC	8.0MM	RED/GREY	ALUMINIUM	35.5G	70.0MM	20BAR

FEMALE THREAD PLUG

PART NO:	THREAD	FLOW	COLOUR	MATERIAL	WEIGHT	LENGTH	MAX PRESSURE
SPT08.7355/L/J*	-6 JIC	8.0MM	RED/GREY	ALUMINIUM	20.0G	53.8MM	20BAR
SPT08.7356/L/J*	-8 JIC	8.0MM	RED/GREY	ALUMINIUM	23.5G	58.9MM	20BAR

SPT12



MALE THREAD SOCKET

PART NO:	THREAD	FLOW	COLOUR	MATERIAL	WEIGHT	LENGTH	MAX PRESSURE
SPT12.1657/L/J*	-10 JIC	12.0MM	RED/GREY	ALUMINIUM	178.5G	102.5MM	20BAR
SPT12.1658/L/J*	-12 JIC	12.0MM	RED/GREY	ALUMINIUM	183.0G	105.4MM	20BAR

MALE THREAD PLUG

PART NO:	THREAD	FLOW	COLOUR	MATERIAL	WEIGHT	LENGTH	MAX PRESSURE
SPT12.7657/L/J*	-10 JIC	12.0MM	RED/GREY	ALUMINIUM	72.0G	84.5MM	20BAR
SPT12.7658/L/J*	-12 JIC	12.0MM	RED/GREY	ALUMINIUM	78.0G	87.4MM	20BAR

MALE THREAD BULKHEAD PLUG

PART NO:	THREAD	FLOW	COLOUR	MATERIAL	WEIGHT	LENGTH	MAX PRESSURE
SPT12.5657/L/J*	-10 JIC	12.0MM	RED/GREY	ALUMINIUM	107.0G	102.5MM	20BAR
SPT12.5658/L/J*	-12 JIC	12.0MM	RED/GREY	ALUMINIUM	103.0G	105.5MM	20BAR

MALE THREAD SOCKET

PART NO:	THREAD	FLOW	COLOUR	MATERIAL	WEIGHT	LENGTH	MAX PRESSURE
N00916198	M35X1.5	12.0MM	RED/GREY	ALUMINIUM	132.0G	80.0MM	20BAR

NO THREAD PLUG

PART NO:	THREAD	FLOW	COLOUR	MATERIAL	WEIGHT	LENGTH	MAX PRESSURE
N00916298	NO THREAD	12.0MM	RED/GREY	ALUMINIUM	60.0G	57.0MM	20BAR



RACETECH TUBE CONNECTORS

The Racetech tube connectors save space, time and weight compared to others on the market. They allow unrestricted flow whilst providing a secure, fast and efficient solution to connecting hoses or pipes. Racetech tube connectors are made with the latest available technology and were designed specifically for motorsport use with strength, weight and pricing as a priority. The connectors are made from the lightest and strongest aluminium (7075) and to the highest standard with an easy clasp action for quick removal. Providing multiple benefits over existing products, compatible with other manufacturers weld on ferrules and perfect for use on radiators, oil coolers, intercoolers, throttle bodies and many more applications.


TECHNICAL SPECIFICATION

OPERATING PRESSURE 140PSI
 BURST PRESSURE 420PSI
 AXIAL MOVEMENT 0.250"
 ANGULAR MISALIGNMENT +/-4 DEGREES
 COUPLING MATERIAL 7075 ALUMINIUM

ADVANTAGES

UP TO 15% LIGHTER
 STRONGER DESIGN & MATERIAL
 WITHSTAND UP TO 15% MORE PRESSURE
 UP TO 15% SMALLER OVERALL
 PRICE SIGNIFICANTLY CHEAPER

TUBE CONNECTORS						
PART NO:	SIZE	TUBE SIZE	A	B	C	WEIGHT IN G
RTTCC-08D	-08	1/2"	18.60MM	21.55MM	19.83MM	13.75
RTTCC-10D	-10	5/8"	18.60MM	24.75MM	21.23MM	14.30
RTTCC-12D	-12	3/4"	21.00MM	29.30MM	23.25MM	16.90
RTTCC-16D	-16	1"	23.10MM	36.30MM	26.45MM	20.80
RTTCC-20D	-20	1 1/4"	23.10MM	42.70MM	29.43MM	22.80
RTTCC-24D	-24	1 1/2"	23.10MM	49.50MM	32.64MM	24.30
RTTCC-28D	-28	1 3/4"	23.10MM	56.15MM	35.82MM	26.10




FERRULE 6082 ALUMINIUM

WELD FERRULES		
PART NO:	SIZE	TUBE SIZE
RTTCW-08D	-08	1/2"
RTTCW10D	-10	5/8"
RTTCW-12D	-12	3/4"
RTTCW-16D	-16	1"
RTTCW-20D	-20	1 1/4"
RTTCW-24D	-24	1 1/2"
RTTCW-28D	-28	1 3/4"



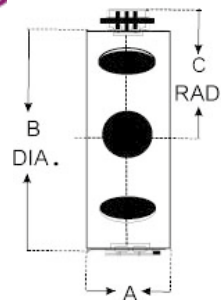
O-RING (VITON)

O-RINGS	
PART NO:	SIZE
OR-08	-08
OR-10	-10
OR-12	-12
OR-16	-16
OR-20	-20
OR-24	-24
OR-28	-28



WIGGINS TUBE CONNECTORS

PART NO:	SIZE	TUBE SIZE	WIDTH	O.D	I.D	WEIGHT
W991-8DE	-8	1/2"	18.77MM	21.62MM	20.35MM	15.40G
W991-10DE	-10	5/8"	18.77MM	24.79MM	21.92MM	16.10G
W991-12DE	-12	3/4"	21.06MM	29.36MM	24.23MM	19.70G
W991-16DE	-16	1"	23.44MM	36.37MM	27.71MM	23.30G
W991-20DE	-20	1 1/4"	23.44MM	42.72MM	30.89MM	25.60G
W991-24DE	-24	1 1/2"	23.44MM	49.58MM	34.32MM	27.30G
W991-28DE	-28	1 3/4"	23.44MM	56.16MM	37.62MM	29.30G



NORMA HOSE CLIPS

Stainless worm drive clips and rubber liner 'P' clips.



PART NO:	SIZE RANGE	BAND WIDTH
SGT8-12/7.5C6-W2	8-12MM	7.5MM
SGT10-16/7.5C6-W2	10-16MM	7.5MM
SGT12-20/9C6-W2	12-20MM	9MM
SGT16-25/9C6-W2	16-25MM	9MM
SGT20-32/9C6-W2	20-32MM	9MM
SGT25-40/9C6-W2	25-40MM	9MM
SGT32-50/9C6-W2	32-50MM	9MM
SGT40-60/9C6-W2	40-60MM	9MM
SGT50-70/9C6-W2	50-70MM	9MM
SGT60-80/9C6-W2	60-80MM	9MM



PART NO:	SIZE (I.D)	BAND WIDTH
RSGU16/12	6MM	12MM
RSGU18/12	8MM	12MM
RSGU110/12	10MM	12MM
RSGU112/12	12MM	12MM
RSGU114/12	14MM	12MM
RSGU115/12	15MM	12MM
RSGU116/12	16MM	12MM
RSGU118/12	18MM	12MM
RSGU120/12	20MM	12MM
RSGU122/12	22MM	12MM

OETIKER EAR CLAMPS

Stainless ear clamps.



PART NO:	EAR WIDTH	SIZE RANGE
15300005	3.2MM	5.6-6.6MM
15300007	3.5MM	6.5-7.5MM
15300010	4.0MM	7.5-8.7MM
15300013	5.0MM	8.5-10.0MM
15300017	5.5MM	10.1-11.8MM
15300022	6.5MM	11.8-13.8MM
15300027	7.0MM	13.8-16.0MM
15300031	7.0MM	16.3-18.5MM
15300035	7.5MM	18.7-21.0MM
15300038	8.5MM	21.0-23.5MM



Instruments



OUR SUPPLIERS



INSTRUMENTS

MECHANICAL GAUGES	100
ELECTRICAL GAUGES	101
GAUGE ACCESSORIES	102
DATALOGGING VBOX	103

FOR HOSE GAUGE ADAPTORS SEE PAGE 30
 FOR WIRING SEE PAGES 49
 FOR CUSTOM MADE HOSES SEE PAGE 82
 FOR HOSES AND FITTINGS SEE PAGES 83-93



52MM MECHANICAL INSTRUMENTS

COMBINATION GAUGES; OIL/WATER, PRESSURE/TEMPERATURE



PART NO:	FITTINGS
PT1612B7	7"TEMP. 1/8 BSP PRESS
PT1612BL7	7"TEMP. 1/8 BSP PRESS
PT1612BA7	7"TEMP. -3 PRESS
PT1612B9	9"TEMP. 1/8 BSP PRESS
PT1612BL9	9"TEMP. 1/8 BSP PRESS
PT1612BA9	9"TEMP. -3 PRESS
PT1612BAL9	9"TEMP. -3 PRESS
PT1612BL12	12"TEMP. 1/8 BSP PRESS
PT1612BAL12	12"TEMP. -3 PRESS



PART NO:	FITTINGS
PT1011B7	7"TEMP. 1/8 BSP PRESS
PT1011BL7	7"TEMP. 1/8 BSP PRESS
PT1011BA7	7"TEMP. -3 PRESS
PT1011BAL7	7"TEMP. -3 PRESS
PT1011B9	9"TEMP. 1/8 BSP PRESS
PT1011BL9	9"TEMP. 1/8 BSP PRESS
PT1011BA9	9"TEMP. -3 PRESS
PT1011BAL9	9"TEMP. -3 PRESS
PT1011BL12	12"TEMP. 1/8 BSP PRESS
PT1011BAL12	12"TEMP. -3 PRESS



PART NO:	FITTINGS
PT1014B7	7"TEMP. 1/8 BSP PRESS
PT1014BL7	7"TEMP. 1/8 BSP PRESS
PT1014BA7	7"TEMP. -3 PRESS
PT1014B9	9"TEMP. 1/8 BSP PRESS
PT1014BL9	9"TEMP. 1/8 BSP PRESS
PT1014BA9	9"TEMP. -3 PRESS
PT1014BAL9	9"TEMP. -3 PRESS
PT1014BL12	12"TEMP. 1/8 BSP PRESS
PT1014BAL12	12"TEMP. -3 PRESS

OIL/FUEL PRESSURE GAUGES



PART NO:	FITTINGS
P1.5B	1/8 BSP PRESS
P1.5BL	1/8 BSP PRESS
P1.5BA	-3 PRESS
P1.5BAL	-3 PRESS



PART NO:	FITTINGS
P16B	1/8 BSP PRESS
P16BL	1/8 BSP PRESS
P16BA	-3 PRESS
P16BAL	-3 PRESS



PART NO:	FITTINGS
P10B	1/8 BSP PRESS
P10BL	1/8 BSP PRESS
P10BA	-3 PRESS
P10BAL	-3 PRESS

WATER/OIL TEMPERATURE GAUGES



PART NO:	FITTINGS
T11BL2	2"TEMP
T11BL4	4"TEMP
T11B7	7"TEMP
T11BL7	7"TEMP
T11B9	9"TEMP
T11BL9	9"TEMP
T11BL12	12"TEMP



PART NO:	FITTINGS
T14B4	4"TEMP
T14BL4	4"TEMP
T14B7	7"TEMP
T14BL7	7"TEMP
T14B9	9"TEMP
T14BL9	9"TEMP
T14BL12	12"TEMP

BOOST PRESSURE GAUGES



PART NO:	FITTINGS
B2.5BL	-3 PRESS, W/BLACK FACE
B2.5WL	-3 PRESS, W/WHITE FACE
BOO KIT	BOOST GAUGE FITTING KIT

PRESSURE GAUGE THREADS

AQP
eg P10BAL

SMITHS
eg P10BL



UNDERSTANDING OUR PART NUMBERS



BEZELS AND ADAPTORS

PART NO:	ACCESSORIES
70059-39	CHROME BEZEL (52MM)
70779-39	V STYLE CHROME BEZEL (52MM)
GA6BB	M/M ADAPTOR 3/8 BSP X 3/8 BSP
GA6B4	M/M ADAPTOR 3/8 BSP X 5/8UNF

Temp senders are 3/8 BSP as standard.

RACETECH

52MM ELECTRIC INSTRUMENTS

The Racetech range of electrical instruments is manufactured specifically for competition use having redefined scales and a high quality build specification. They are of lightweight moulded construction and the outer case has a threaded locking ring for ease of installation. Each of the necessary sender units are sold separately.



GAUGES

PART NO:	DESCRIPTION
RTECW120	WATER TEMPERATURE GAUGE 0-120 DEG C
RTECOT150	OIL TEMPERATURE GAUGE 0-150 DEG C
RTECOP8	OIL PRESSURE GAUGE 0-8 BAR
RTECVM	VOLTMETER 10-16 VOLTS
RTECFG	FUEL LEVEL GAUGE



SENDERS

PART NO:	DESCRIPTION
RTECW1/8	WATER TEMPERATURE SENDER 1/8 NPT
RTECOT1/8	OIL TEMPERATURE SENDER 1/8 NPT
RTECOPM10	OIL PRESSURE SENDER M10X1.0
RTECF5H	FUEL LEVEL SENDER 5 HOLE FLANGE
RTECF6H	FUEL LEVEL SENDER 6 HOLE FLANGE

80MM ELECTRIC INSTRUMENTS

SPEEDOMETER

Based on the latest stepper motor technology, it can be switched for input pulses per mile/km and features an LCD odometer with a resettable trip function.

PART NO:	DESCRIPTION
RTSC130	RACETECH SPEEDO 0-130 MPH, W/BACKLIGHT
SS34-1	SPEEDOMETER PICK UP SENSOR
GPS01KIT	GPS SPEEDOMETER SENSOR KIT



TACHOMETERS

These very fast acting tachometers are switch selectable for 4, 6 or 8 cylinders and can be used with a variety of ignition systems, using the very latest in stepper motor technology. RACETECH tachometers are also available complete with integrated shift light, as with the standard tacho, you can choose between 4, 6 & 8 cylinders. The shift light is made up of three traffic light style LED's which can be programmed to come on at specific rev ranges. Scale available from 0-8000 to 0-12,000. These gauges also come with a max rev recall function so you can see how hard you have been pushing your engine.

PART NO:	DESCRIPTION
RTTC8	RACETECH TACHO, 0-8000, 4, 6 & 8 CYLINDERS
RTTC8-SL	RACETECH TACHO 0-8000 WITH SHIFT LIGHT
RTTC10	RACETECH TACHO, 0-10,000
RTTC10-SL	RACETECH TACHO 0-10,000 WITH SHIFT LIGHT
RTTC12	RACETECH TACHO, 0-12,000
RTTC12-SL	RACETECH TACHO 0-12,000 WITH SHIFT LIGHT



AIR/FUEL RATIO METER

An excellent diagnostic tool! By using your vehicle's original lambda sensor or one which we offer, the unit calculates the ratio of fuel to air in the intake mixture and displays it via a series of LED's. This allows the mixture to be altered for maximum power or fuel efficiency.

PART NO:	DESCRIPTION
DTM4007	AIR/FUEL RATIO METER
LOS 01	LAMBDA SENSOR, SINGLE WIRE
LOS 03	LAMBDA SENSOR, 3 WIRE - FOR ACCURATE COLD START READINGS



T-PIECES

PART NO:	END THREADS (M/F)	SIDE (FEM)
MO 010L	1/8 NPT	1/8 NPT
MO 010M	1/8 NPT	M10x1.0
MO 011L	1/4 NPT	1/8 NPT
MO 050M	M10 X 1.0	M10 X 1.0
MO 052L	M12 X 1.5	1/8 NPT
MO 052M	M12 X 1.5	M10 X 1.0
MO 053L	M14 X 1.5	1/8 NPT
MO 053M	M14 X 1.5	M10 X 1.0
MO 054L	M16 X 1.5	1/8 NPT
MO 054M	M16 X 1.5	M10 X 1.0
MO 055L	M18 X 1.5	1/8 NPT
MO 055M	M18 X 1.5	M10 X 1.0
MO 056L	1/8 NPT	1/8 NPT
MO 056M	1/8 NPT	M10 X 1.0
MO 057L	1/8 BSP	1/8 NPT
MO 057M	1/8 BSP	M10 X 1.0
MO 058L	1/4 NPT	1/8 NPT
MO 058M	1/4 NPT	M10 X 1.0
MO 059M	3/8 NPT	M10 X 1.0
MO 061M	1/2 UNF	M10 X 1.0
RTA601	M10 X 1.0	M10 X 1.0

M/F ADAPTORS

PART NO:	MALE THREAD	FEM THREAD
MO 006L	1/4 NPT	1/8 NPT
MO 006M	1/4 NPT	M10 X 1.0
MO 032L	5/8 UNF	1/8 NPT
MO 032M	5/8 UNF	M10 X 1.0
MO 033L	1/2 UNF	M10 X 1.0
MO 062M	M10 X 1.0	M10 X 1.0
MO 063M	M10 X 1.5	M10 X 1.0
MO 064L	M12 X 1.5	1/8 NPT
MO 064M	M12 X 1.5	M10 X 1.0
MO 065M	M14 X 1.5	M10 X 1.0
MO 066L	M16 X 1.5	1/8 NPT
MO 066M	M16 X 1.5	M10 X 1.0
MO 067M	M18 X 1.5	M10 X 1.0
MO 068M	1/8 NPT	M10 X 1.0
MO 069M	3/8 NPT	M10 X 1.0
MO 079M	M14 X 1.25	1/8 NPT
MO 081M	M22 X 1.5	M10 X 1
MO 083M	M20 X 1.5	M10 X 1



OIL LINES ETC

PART NO:	DESCRIPTION
OIL LIN7SM	7' NYLON OIL PIPE / SMITHS END
OIL LIN7AQ	7' NYLON OIL PIPE / AQP END
OIL LIN9SM	9' NYLON OIL PIPE / SMITHS END
OIL LIN9AQ	9' NYLON OIL PIPE / AQP END
321-03SMP	STRAIGHT SMITHS TO -3 HOSE
E332-3G	90 DEGREE SMITHS TO -3 HOSE
321-03P	STRAIGHT AEROQUIP TO -3 HOSE
332-3	90 DEGREE AEROQUIP TO -3 HOSE
MO 012L	1/8 BSP - 1/8 NPT M/M ADPT

AEROQUIP SMITHS



OIL LINES HAVE 1/8 BSP THREADS.

TACHO CABLES

PART NO:	DESCRIPTION
TAC CAB3	3' TACHO CABLE
TAC CAB3'6"	3'6" TACHO CABLE
TAC CAB4	4' TACHO CABLE
TAC CAB4'6"	4'6" TACHO CABLE
TAC CAB5	5' TACHO CABLE
TAC CAB5'6"	5'6" TACHO CABLE
TAC CAB6	6' TACHO CABLE
TAC CAB6'6"	6'6" TACHO CABLE
TAC CAB7	7' TACHO CABLE
TAC CAB7'6"	7'6" TACHO CABLE
TAC CAB8	8' TACHO CABLE
TAC CAB8'6"	8'6" TACHO CABLE
TAC CAB9	9' TACHO CABLE
TAC CAB10	10' TACHO CABLE
TAC CAB12	12' TACHO CABLE

SMITHS TYPE



OIL PRESSURE SWITCHES

PART NO:	DESCRIPTION
OPS20	20 PSI 1/8NPT THREAD
OPS15-50	15-50 PSI ADJUSTABLE 1/8NPT THREAD



GAUGE ISOLATOR

The fuel gauge isolator allows the use of a mechanical gauge without having any of the fuel mixture inside the cockpit. The isolator comes with two male 1/8 BSP threads with concave fitment.

PART NO:	DESCRIPTION
RTA 700	PRESSURE GAUGE ISOLATOR



GAUGE MOUNTING PODS

We offer two sizes of mounting pods, 52mm to suit our mechanical and electrical gauges, we also offer an 80mm pod to suit our SPEEDO and TACHOMETERS.

PART NO:	DESCRIPTION
MNTPOD	52MM GAUGE POD
TIM040	80MM GAUGE POD



VBOX MOTORSPORT

VBOX VIDEO HD2



VBOX Video HD2 is the ultimate in video data logging for those who want to be able to achieve better lap times and greater consistency at the wheel. The system consists of dual 1080p cameras, allowing for a main view with embedded picture-in-picture. The lenses are wide angle, ensuring that every moment of track action is captured in stunning high definition – so analysis in Circuit Tools is now even more precise. Video is recorded at up to 60 frames per second, to SD card or USB flash drive.

VIDEO VBOX LITE



Video VBOX Lite is a one box solution, incorporating a solid state video recorder, a VBOX 10 Hz GPS data logger and a real time graphic overlay. This combination allows users to carry out detailed driver training and vehicle analysis without the experience and specialised knowledge involved in professional level data loggers.

Based on the high-end Video VBOX, Video VBOX Lite is an more affordable version but shares many of the same features as the top of the range product.

VIDEO VBOX PRO



Video VBOX Pro combines a powerful GPS data logger with a high quality multi-camera video recorder and real-time graphics engine.

The rugged portability and functionality of Video VBOX Pro means that it's ideal for a variety of applications from automotive testing, to motorsport. Whether you need a system for race recording and analysis, or for development and verification of Advanced Driver Assistance systems – Video VBOX Pro offers a new dimension to data logging.

PERFORMANCE BOX TOUCH



Racelogic's Performance Box Touch measures speed, lap and split times, delta-T, acceleration, deceleration as well as distance and more. All these parameters are logged to an SD card ten times per second and can be viewed on screen and analysed in detail using the VBOX Test Suite or Circuit Tools software provided.

VBOX TOUCH MOTORSPORT



VBOX Touch Motorsport is a waterproof, battery powered, self-contained GPS data logger designed primarily to measure vehicle performance or lap-times. The VBOX Touch Motorsport features a 10 Hz GPS receiver, responsive colour touchscreen and the ability to run multiple applications on the same hardware.

VBOX SPORT



VBOX Sport is a waterproof, battery powered, self-contained GPS data logger designed primarily to measure vehicle performance or lap-times. The unit can be used as a stand-alone logger, or connected to an iOS device via Bluetooth to see results in real time using free apps supplied by Racelogic.

LAP TIMER



VBOX LapTimer is a 10 Hz GPS data logger and predictive lap timer display in one. It provides instant driver feedback, helping you to find valuable improvements in lap times. VBOX LapTimer comes with an external GPS/GLONASS antenna for enhanced positional accuracy.

PIT LANE TIMER



VBOX Pit Lane Timer is a 10 Hz GPS data logger and pit lane timer display in one. It provides instant driver feedback, helping you to optimise your time in the pit box and to avoid pit stop penalties.

VBOX SIM PACK



VBOX Sim Pack features the VBOX simulator software and the VBOX LapTimer. The VBOX Simulator Software extracts information from all well-known racing simulator software and converts it to VBOX data, enabling live use of a professional VBOX LapTimer display.

Mirrors



OUR SUPPLIERS

RACETECH



MIRRORS

RACETECH MIRRORS

105

RACETECH

F1 STYLE MIRRORS

The Racetech mirror incorporates many features. It is non-handed with a central mounting stem, aerodynamic and virtually indestructible. Glass size = 110mm x 50mm, extremely lightweight (86g), self coloured black or white, available with a flat or convex glass lens.



PART NO:	DESCRIPTION
RTMBS	BLACK, FLAT GLASS, SWIVEL MOUNT
RTMBCS	BLACK, CONVEX, SWIVEL MOUNT
RTMWS	WHITE, FLAT GLASS, SWIVEL MOUNT
RTMWCs	WHITE, CONVEX, SWIVEL MOUNT



PART NO:	DESCRIPTION
RTMB	BLACK, FLAT GLASS, FIXED MOUNT
RTMBC	BLACK, CONVEX, FIXED MOUNT
RTMW	WHITE, FLAT GLASS, FIXED MOUNT
RTMWC	WHITE, CONVEX, FIXED MOUNT



PART NO:	DESCRIPTION
RTMBS2	BLACK, FLAT GLASS, SWIVEL MOUNT
RTMBCS2	BLACK, CONVEX, SWIVEL MOUNT
RTMBSM	BLACK, FLAT GLASS, ROUND BASE
RTMBCSM	BLACK, CONVEX, ROUND BASE



PART NO:	DESCRIPTION
RTMB2	BLACK, FLAT GLASS, FIXED MOUNT
RTMBC2	BLACK, CONVEX, FIXED MOUNT
RTMW2	WHITE, FLAT GLASS, FIXED MOUNT
RTMWC2	WHITE, CONVEX, FIXED MOUNT

CLASSIC STYLE MIRRORS

Designed specifically for single seater use, these light-weight (99gm / 3.5oz) mirrors are available for left and right hand mountings with a lockable swivel adjustment. Self-coloured in black or white ABS plastic, Available with flat or convex glass lens.



PART NO:	DESCRIPTION
RTMLHB	BLACK, LEFT HAND, FLAT GLASS
RTMLHBCS	BLACK, LEFT HAND, CONVEX
RTMRHB	BLACK, RIGHT HAND, FLAT GLASS
RTMRHBCS	BLACK, RIGHT HAND, CONVEX



PART NO:	DESCRIPTION
RTMLHW	WHITE, LEFT HAND, FLAT GLASS
RTMLHWCS	WHITE, LEFT HAND, CONVEX
RTMRHW	WHITE, RIGHT HAND, FLAT GLASS
RTMRHWCS	WHITE, RIGHT HAND, CONVEX

MIRROR MOUNTS

Produced exclusively for use with the swivel mount Racetech mirrors.



PART NO:	DESCRIPTION
04D-227	TWIN HOLE MOUNT
RTMPM	KIT CAR PILLAR MOUNT
RTMSM	AEROSCREEN MOUNT

WIDE ANGLE MIRRORS

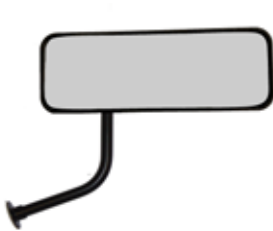
Designed to be mounted on the roll bar for wide angle vision, available in 14" or 17" wide with mounting kit.




PART NO:	DESCRIPTION
22535	14" WIDE, 1.50" ROLL BAR
22534	14" WIDE, 1.75" ROLL BAR
22531	17" WIDE, 1.50" ROLL BAR
22530	17" WIDE, 1.75" ROLL BAR

F2/F3 MIRRORS

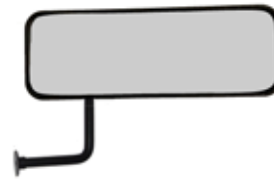
Made to the same high-quality specification & aerodynamic design as the classic Racetech mirrors but meet F2/F3 FIA specifications. Available with flat or convex glass & with a fixed base, glass size is 150mm x 50mm. These mirrors are available with a choice of four stems to suit all requirements.




PART NO:	DESCRIPTION
RTMLL1	FLAT GLASS, LEFT HAND
RTMLLC1	CONVEX GLASS, LEFT HAND
RTMLR1	FLAT GLASS, RIGHT HAND
RTMLRC1	CONVEX GLASS, RIGHT HAND



PART NO:	DESCRIPTION
RTMLL2	FLAT GLASS, LEFT HAND
RTMLLC2	CONVEX GLASS, LEFT HAND
RTMLR2	FLAT GLASS, RIGHT HAND
RTMLRC2	CONVEX GLASS, RIGHT HAND



PART NO:	DESCRIPTION
RTMLL3	FLAT GLASS, LEFT HAND
RTMLLC3	CONVEX GLASS, LEFT HAND
RTMLR3	FLAT GLASS, RIGHT HAND
RTMLRC3	CONVEX GLASS, RIGHT HAND



PART NO:	DESCRIPTION
RTMLL4	FLAT GLASS, LEFT HAND
RTMLLC4	CONVEX GLASS, LEFT HAND
RTMLR4	FLAT GLASS, RIGHT HAND
RTMLRC4	CONVEX GLASS, RIGHT HAND

HISTORIC MIRRORS



PART NO:	DESCRIPTION
CR1F	2 BOLT FLAT GLASS
CR1C	2 BOLT CONVEX GLASS

Classic bullet style mirror, with 2" centre two bolt fitment with a 90mm diameter glass and adjustable viewing angle. The case is aluminium with a bright polish finish. Available with flat or convex glass.



PART NO:	DESCRIPTION
CR1F	1 BOLT FLAT GLASS
CR1C	1 BOLT CONVEX GLASS

Classic bullet style mirror, with single bolt fitment with a 90mm diameter glass and adjustable viewing angle. The case is aluminium with a bright polish finish. Available with flat or convex glass.



PART NO:	DESCRIPTION
VIT104	VITALONI CALIFORNIA L/H
VIT106	VITALONI CALIFORNIA R/H

Vitaloni California mirrors, with black matte finish and easily adjustable flat glass that is 76mm high and 125mm wide. The California has a 2 bolt mount and are handed.



PART NO:	DESCRIPTION
SEB1F	VITALONI SEBRING BLACK
SEB1C	VITALONI SEBRING CHROMED

Vitaloni Sebring Mach 1 teardrop mirrors with either black shiny or chromed finish. The lens is convex and 76mm high by 125mm wide. The Sebring has a 3 bolt mount and are non handed.

Nuts & Bolts



OUR SUPPLIERS



NUTS & BOLTS

NAS & AN BOLTS	107
DIN 12.9 CAPHEAD, COUNTERSUNK & BUTTON HEAD BOLTS	108
K-NUTS, ANCHOR NUTS, LOCK NUTS & NYLOCS	109

FOR FASTENERS SEE PAGES 54-57
FOR WASHERS SEE PAGE 74
FOR LOCKWIRE SEE PAGE 74



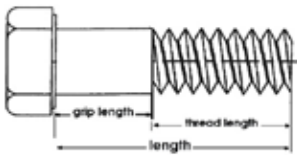
NAS BOLTS

NAS 13 SERIES CLOSE TOLERANCE BOLTS

These National Aerospace Standard, UNF threaded, dimple-head hex bolts have a minimum tensile strength of 160,000 psi and a minimum shear strength of 95,000 psi. Within a given bolt diameter (i.e. 1/4, 3/8, 1/2, etc.) all NAS bolts will have the same thread length, no matter how long the bolt. Grip lengths are measured in 1/16" increments so a -1 is 1/16", -2 is 2/16" etc. At the end of the grip length/plain shank there is a small tapered section measuring 1/10" which is not included in the grip length measurement. Part numbers are written on the head of the bolt. Used in applications where a premium quality, high strength bolt is necessary.



13 SERIES NAS BOLTS			
SERIES	THREAD(UNF)	THREAD LENGTH	HEAD SIZE
1303	10-32	0.338"	0.376"
1304	1/4-28	0.425"	0.439"
1305	5/16-24	0.469"	0.502"
1306	3/8-24	0.578"	0.564"



NAS BOLT SIZE CHART		UNDER HEAD LENGTH OF EACH NAS SERIES			
DASH NO:	GRIP LENGTH	1303	1304	1305	1306
-1	0.062	0.400	0.487	0.531	0.640
-2	0.125	0.463	0.550	0.594	0.703
-3	0.188	0.526	0.613	0.657	0.766
-4	0.250	0.588	0.675	0.719	0.828
-5	0.312	0.650	0.737	0.781	0.890
-6	0.375	0.713	0.800	0.844	0.953
-7	0.438	0.776	0.863	0.907	1.016
-8	0.500	0.838	0.925	0.969	1.078
-9	0.562	0.900	0.987	1.031	1.140
-10	0.625	0.963	1.050	1.094	1.203
-11	0.688	1.026	1.113	1.157	1.266
-12	0.750	1.088	1.175	1.219	1.328
-13	0.812	1.150	1.237	1.281	1.390
-14	0.875	1.213	1.300	1.344	1.453
-15	0.938	1.276	1.363	1.407	1.516
-16	1.000	1.338	1.425	1.469	1.587
-17	1.062	1.400	1.487	1.531	1.640
-18	1.125	1.463	1.550	1.594	1.703
-19	1.188	1.526	1.613	1.657	1.766
-20	1.250	1.588	1.675	1.719	1.828
-21	1.312	1.650	1.737	1.781	1.890
-22	1.375	1.713	1.800	1.844	1.953
-23	1.438	1.776	1.863	1.907	2.016
-24	1.500	1.838	1.925	1.969	2.078
-25	1.562	1.900	1.987	2.031	2.140
-26	1.625	1.963	2.050	2.094	2.203
-27	1.688	2.026	2.113	2.157	2.266
-28	1.750	2.088	2.175	2.219	2.328
-29	1.812	2.150	2.237	2.281	2.390
-30	1.875	2.213	2.300	2.344	2.453
-31	1.938	2.176	2.363	2.407	2.516
-32	2.000	2.338	2.425	2.469	2.587
-33	2.062	2.400	2.487	2.531	2.640
-34	2.125	2.463	2.550	2.594	2.703
-35	2.188	2.526	2.613	2.657	2.766
-36	2.250	2.588	2.675	2.719	2.828

ALL MEASUREMENTS ARE GIVEN IN DECIMAL INCHES.
PART NUMBER EXAMPLE - NAS1306-36

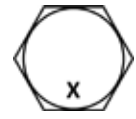
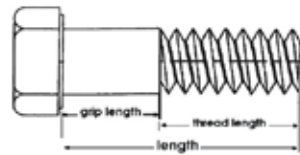
AN BOLTS

AN AIRCRAFT HEX HEAD BOLTS

The most commonly available aircraft-spec bolts: these hex head, UNF threaded bolts have a minimum tensile strength of 125,000 psi and a minimum shear strength of 75,000 psi. AN series bolts, you must have a chart or bolt gauge to determine lengths, grips or part numbers. Length of thread is consistent within each diameter, and grip lengths (unthreaded shank) are available in 1/8" increments beginning at 1/16". Option to have the thread or head drilled and bolts are available for special order in different materials and bigger sizes. Raised or depressed X on bolt head is for material - CAD plated steel.



AN BOLTS		
SERIES	THREAD(UNF)	HEAD SIZE
AN5	5/16-24	0.500"
AN6	3/8 - 24	0.562"
AN7	7/16 - 20	0.625"
AN8	1/2 - 20	0.750"



DASH NO:	AN6-		AN7-		AN8-	
	GRIP	LENGTH	GRIP	LENGTH	GRIP	LENGTH
-10	0.438	1.08	0.438	1.09	0.313	1.09
-11	0.563	1.20	0.563	1.22	0.438	1.22
-12	0.688	1.33	0.688	1.34	0.563	1.34
-13	0.813	1.45	0.823	1.47	0.688	1.47
-14	0.938	1.58	0.938	1.59	0.813	1.59
-15	1.06	1.70	1.06	1.72	0.938	1.72
-16	1.19	1.83	1.19	1.84	1.06	1.84
-17	1.31	1.95	1.31	1.97	1.19	1.97
-20	1.44	2.08	1.44	2.09	1.31	2.09
-21	1.56	2.20	1.56	2.22	1.44	2.22
-22	1.69	2.33	1.69	2.34	1.56	2.34
-23	1.81	2.45	1.81	2.47	1.69	2.47
-24	1.94	2.58	1.94	2.59	1.81	2.59
-25	2.06	2.70	2.06	2.72	1.94	2.72
-26	2.19	2.83	2.19	2.84	2.06	2.84
-27	2.31	2.95	2.31	2.97	2.19	2.97
-30	2.44	3.08	2.44	3.09	2.31	3.09
-31	2.56	3.20	2.56	3.22	2.44	3.22
-32	2.69	3.33	2.69	3.34	2.56	3.34
-33	2.81	3.45	2.81	3.47	2.69	3.47
-34	2.94	3.58	2.94	3.59	2.81	3.59
-35	3.06	3.70	3.06	3.72	2.94	3.72
-36	3.19	3.83	3.19	3.84	3.06	3.84
-37	3.31	3.95	3.31	3.97	3.19	3.97
-40	3.44	4.08	3.44	4.09	3.31	4.09
-41	3.56	4.20	3.56	4.22	3.44	4.22
-42	3.69	4.33	3.69	4.34	3.56	4.34
-43	3.81	4.45	3.81	4.47	3.69	4.47
-44	3.94	4.58	3.94	4.59	3.81	4.59
-45	4.06	4.70	4.06	4.72	3.94	4.72
-46	4.19	4.83	4.19	4.84	4.06	4.84
-47	4.31	4.95	4.31	4.97	4.19	4.97
-50	4.44	5.08	4.44	5.09	4.31	5.09
-51	4.56	5.20	4.56	5.22	4.44	5.22
-52	4.69	5.33	4.69	5.34	4.56	5.34
-53	4.81	5.45	4.81	5.47	4.69	5.47

ALL MEASUREMENTS ARE GIVEN IN DECIMAL INCHES.
PART NUMBER EXAMPLE - AN6-26

BOLTS (DIN 12.9)



10/32 CAP HEAD BOLTS	
PART NO:	THREAD
020375CF	10/32 UNF X 0.375"
020500CF	10/32 UNF X 0.500"
020625CF	10/32 UNF X 0.625"
020750CF	10/32 UNF X 0.750"
021000CF	10/32 UNF X 1.000"
021250CF	10/32 UNF X 1.250"
021500CF	10/32 UNF X 1.500"
021750CF	10/32 UNF X 1.750"
022000CF	10/32 UNF X 2.000"

1/4 CAP HEAD BOLTS	
PART NO:	THREAD
040500CF	1/4 UNF X 0.500"
040625CF	1/4 UNF X 0.625"
040750CF	1/4 UNF X 0.750"
040875CF	1/4 UNF X 0.875"
041000CF	1/4 UNF X 1.000"
041250CF	1/4 UNF X 1.250"
041500CF	1/4 UNF X 1.500"
041750CF	1/4 UNF X 1.750"
042000CF	1/4 UNF X 2.000"
042250CF	1/4 UNF X 2.250"
042500CF	1/4 UNF X 2.500"

5/16 CAP HEAD BOLTS	
PART NO:	THREAD
050500CF	5/16 UNF X 0.500"
050750CF	5/16 UNF X 0.750"
051000CF	5/16 UNF X 1.000"
051250CF	5/16 UNF X 1.250"
051500CF	5/16 UNF X 1.500"
051750CF	5/16 UNF X 1.750"
052000CF	5/16 UNF X 2.000"
052250CF	5/16 UNF X 2.250"
052500CF	5/16 UNF X 2.500"
052750CF	5/16 UNF X 2.750"
053000CF	5/16 UNF X 3.000"
053500CF	5/16 UNF X 3.500"
054000CF	5/16 UNF X 4.000"

3/8 CAP HEAD BOLTS	
PART NO:	THREAD
061000CF	3/8 UNF X 1.000"
061250CF	3/8 UNF X 1.250"
061500CF	3/8 UNF X 1.500"
061750CF	3/8 UNF X 1.750"
062000CF	3/8 UNF X 2.000"
062250CF	3/8 UNF X 2.250"
062500CF	3/8 UNF X 2.500"
062750CF	3/8 UNF X 2.750"
063000CF	3/8 UNF X 3.000"
063500CF	3/8 UNF X 3.500"
064000CF	3/8 UNF X 4.000"

7/16 CAP HEAD BOLTS	
PART NO:	THREAD
071000CF	7/16 UNF X 1.000"
071500CF	7/16 UNF X 1.500"
072000CF	7/16 UNF X 2.000"
072500CF	7/16 UNF X 2.500"
073000CF	7/16 UNF X 3.000"
073500CF	7/16 UNF X 3.500"
074000CF	7/16 UNF X 4.000"

FOR UNC CHANGE SUFFIX - CF TO CC

10/32 BUTTON HEAD BOLTS	
PART NO:	THREAD
020375B	10/32 UNF X 0.375"
020500B	10/32 UNF X 0.500"
020625B	10/32 UNF X 0.625"
020750B	10/32 UNF X 0.750"
021000B	10/32 UNF X 1.000"
021250B	10/32 UNF X 1.250"
021500B	10/32 UNF X 1.500"

1/4 BUTTON HEAD BOLTS	
PART NO:	THREAD
040500B	1/4 UNF X 0.500"
040625B	1/4 UNF X 0.625"
040750B	1/4 UNF X 0.750"
040875B	1/4 UNF X 0.875"
041000B	1/4 UNF X 1.000"
041250B	1/4 UNF X 1.250"
041500B	1/4 UNF X 1.500"

5/16 BUTTON HEAD BOLTS	
PART NO:	THREAD
050500B	5/16 UNF X 0.500"
050750B	5/16 UNF X 0.750"
051000B	5/16 UNF X 1.000"
051250B	5/16 UNF X 1.250"
051500B	5/16 UNF X 1.500"
051750B	5/16 UNF X 1.750"
052000B	5/16 UNF X 2.000"

3/8 BUTTON HEAD BOLTS	
PART NO:	THREAD
061000B	3/8 UNF X 1.000"
061250B	3/8 UNF X 1.250"
061500B	3/8 UNF X 1.500"
061750B	3/8 UNF X 1.750"
062000B	3/8 UNF X 2.000"



10/32 COUNTER SUNK HEAD BOLTS	
PART NO:	THREAD
020375CS	10/32 UNF X 0.375"
020500CS	10/32 UNF X 0.500"
020625CS	10/32 UNF X 0.625"
020750CS	10/32 UNF X 0.750"
021000CS	10/32 UNF X 1.000"
021250CS	10/32 UNF X 1.250"
021500CS	10/32 UNF X 1.500"

1/4 COUNTER CUNK HEAD BOLTS	
PART NO:	THREAD
040500CS	1/4 UNF X 0.500"
040625CS	1/4 UNF X 0.625"
040750CS	1/4 UNF X 0.750"
040875CS	1/4 UNF X 0.875"
041000CS	1/4 UNF X 1.000"
041250CS	1/4 UNF X 1.250"
041500CS	1/4 UNF X 1.500"

5/16 COUNTER SUNK HEAD BOLTS	
PART NO:	THREAD
050500CS	5/16 UNF X 0.500"
050750CS	5/16 UNF X 0.750"
051000CS	5/16 UNF X 1.000"
051250CS	5/16 UNF X 1.250"
051500CS	5/16 UNF X 1.500"
051750CS	5/16 UNF X 1.750"
052000CS	5/16 UNF X 2.000"

3/8 SOUNTER SUNK HEAD BOLTS	
PART NO:	THREAD
061000CS	3/8 UNF X 1.000"
061250CS	3/8 UNF X 1.250"
061500CS	3/8 UNF X 1.500"
061750CS	3/8 UNF X 1.750"
062000CS	3/8 UNF X 2.000"

M4X0.7 CAP HEAD BOLTS	
PART NO:	THREAD
M48C	M4 X 8MM
M410C	M4 X 10MM
M415C	M4 X 15MM
M420C	M4 X 20MM
M425C	M4 X 25MM
M430C	M4 X 30MM
M435C	M4 X 35MM
M440C	M4 X 40MM

M5X0.8 CAP HEAD BOLTS	
PART NO:	THREAD
M510C	M5 X 10MM
M515C	M5 X 15MM
M520C	M5 X 20MM
M525C	M5 X 25MM
M530C	M5 X 30MM
M535C	M5 X 35MM
M540C	M5 X 40MM
M545C	M5 X 45MM
M550C	M5 X 50MM

M6X1.0 CAP HEAD BOLTS	
PART NO:	THREAD
M610C	M6 X 10MM
M615C	M6 X 15MM
M620C	M6 X 20MM
M625C	M6 X 25MM
M630C	M6 X 30MM
M635C	M6 X 35MM
M640C	M6 X 40MM
M645C	M6 X 45MM
M650C	M6 X 50MM
M655C	M6 X 55MM
M660C	M6 X 60MM

M8X1.25 CAP HEAD BOLTS	
PART NO:	THREAD
M810C	M8 X 10MM
M815C	M8 X 15MM
M820C	M8 X 20MM
M825C	M8 X 25MM
M830C	M8 X 30MM
M835C	M8 X 35MM
M840C	M8 X 40MM
M845C	M8 X 45MM
M850C	M8 X 50MM
M855C	M8 X 55MM
M860C	M8 X 60MM
M865C	M8 X 65MM
M870C	M8 X 70MM
M875C	M8 X 75MM
M880C	M8 X 80MM

M10X1.5 CAP HEAD BOLTS	
PART NO:	THREAD
M1020C	M10 X 20MM
M1025C	M10 X 25MM
M1030C	M10 X 30MM
M1035C	M10 X 35MM
M1040C	M10 X 40MM
M1045C	M10 X 45MM
M1050C	M10 X 50MM
M1055C	M10 X 55MM
M1060C	M10 X 60MM



K-NUTS



METRIC K-NUTS	
PART NO:	THREAD
NOR210413 3X.5	M3 X 0.5
NOR210413 4X.7	M4 X 0.7
NOR210413 5X.8	M5 X 0.8
NOR210413 6X1	M6 X 1.0
NOR210413 7X1	M7 X 1.0
NOR210413 8X1	M8 X 1.0
NOR210413 8X1.25	M8 X 1.25
NOR210413 10X1.25	M10 X 1.25
NOR210413 10X1.5	M10 X 1.5
NOR210413 12X1.25	M12 X 1.25
NOR210413 12X1.5	M12 X 1.5
NOR210413 12X1.75	M12 X 1.75
NOR210413 14X1.5	M14 X 1.5



IMPERIAL K-NUTS	
PART NO:	THREAD
MS21042L04	4/42 UNC
MS21042L06	6/32 UNC
MS21042L08	8/32 UNC
MS21042L3	10/32 UNF
MS21042L4	1/4 UNF
MS21042L5	5/16 UNF
MS21042L6	3/8 UNF
MS21042L7	7/16 UNF
MS21042L8	1/2 UNF
MS21042L9	9/16 UNF
MS21042L10	5/8 UNF
FOR GOLD COLOUR CHANGE PART NUMBER FROM L TO -	



METRIC HI TEMP K-NUTS	
PART NO:	THREAD
LN9161 04	M4 X 0.7
LN9161 05	M5 X 0.8
LN9161 06	M6 X 1.0
LN9161 07	M7 X 1.0
LN9161 08	M8 X 1.25
LN9161 10	M10 X 1.5
LN9161 12	M12 X 1.5
IMPERIAL HI TEMP K-NUTS	
PART NO:	THREAD
H41-3	10/32 UNF
H41-4	1/4 UNF
H41-5	5/16 UNF
H41-6	3/8 UNF



METRIC CAPTIVE WASHER K-NUTS	
PART NO:	THREAD
DRS10-04	M4 X 0.7
DRS10-05	M5 X 0.8
DRS10-06	M6 X 1.0
DRS10-07	M7 X 1.0
DRS10-08	M8 X 1.25
DRS10-10	M10 X 1.5
DRS10-12	M12 X 1.5
IMPERIAL CAPTIVE WASHER K-NUTS	
PART NO:	THREAD
KFN542-3	10/32 UNF
KFN542-4	1/4 UNF
KFN542-5	5/16 UNF
KFN542-6	3/8 UNF

ANCHOR NUTS



IMPERIAL FLOATING ANCHOR NUTS	
PART NO:	THREAD
MS21059L08	8/32 UNF
MS21059L3	10/32 UNF
MS21059L4	1/4 UNF
MS21059L5	5/16 UNF
MS21059L6	3/8 UNF



IMPERIAL FIXED ANCHOR NUTS	
PART NO:	THREAD
MS21047L08	8/32 UNF
MS21047L3	10/32 UNF
MS21047L4	1/4 UNF
MS21047L5	5/16 UNF
MS21047L6	3/8 UNF



IMPERIAL SINGLE LUG FIXED	
PART NO:	THREAD
MS21051L08	8/32 UNF
MS21051L3	10/32 UNF
MS21051L4	1/4 UNF
MS21051L5	5/16 UNF
MS21051L6	3/8 UNF



IMPERIAL CORNER ANCHOR NUTS	
PART NO:	THREAD
MS21055L08	8/32 UNF
MS21055L3	10/32 UNF
MS21055L4	1/4 UNF
MS21055L5	5/16 UNF
MS21055L6	3/8 UNF

METRIC FLOATING ANCHOR NUTS	
PART NO:	THREAD
LN29679AM3	M3 X 0.5
LN29679AM4	M4 X 0.7
LN29679AM5	M5 X 0.8
LN29679AM6	M6 X 1.0
LN29679AM8	M8 X 1.25

METRIC FIXED ANCHOR NUTS	
PART NO:	THREAD
LN29671AM3	M3 X 0.5
LN29671AM4	M4 X 0.7
LN29671AM5	M5 X 0.8
LN29671AM6	M6 X 1.0
LN29671AM8	M8 X 1.25

METRIC SINGLE LUG FIXED	
PART NO:	THREAD
LN29673AM3	M3 X 0.5
LN29673AM4	M4 X 0.7
LN29673AM5	M5 X 0.8
LN29673AM6	M6 X 1.0
LN29673AM8	M 8 X 1.25

METRIC CORNER ANCHOR NUTS	
PART NO:	THREAD
LN29675AM3	M3 X 0.5
LN29675AM4	M4 X 0.7
LN29675AM5	M5 X 0.8
LN29675AM6	M6 X 1.0
LN29675AM8	M8 X 1.25

AN NUTS



REDUCED HEIGHT NYLOCS	
PART NO:	THREAD
AN364-1032A	10/32 UNF
AN364-428A	1/4 UNF
AN364-524A	5/16 UNF
AN364-624A	3/8 UNF
AN364-720A	7/16 UNF



AN R/H LOCK NUTS	
PART NO:	THREAD
AN316-3R	10/32 UNF
AN316-4R	1/4 UNF
AN316-5R	5/16 UNF
AN316-6R	3/8 UNF
AN316-7R	7/16 UNF

STANDARD HEIGHT NYLOCS	
PART NO:	THREAD
AN365-1032A	10/32 UNF
AN365-428A	1/4 UNF
AN365-524A	5/16 UNF
AN365-624A	3/8 UNF
AN365-720A	7/16 UNF

AN L/H LOCK NUTS	
PART NO:	THREAD
AN316-3L	10/32 UNF
AN316-4L	1/4 UNF
AN316-5L	5/16 UNF
AN316-6L	3/8 UNF
AN316-7L	7/16 UNF

LOCK NUTS



IMPERIAL LOCK NUTS	
PART NO:	THREAD
LOC 10/32	10/32 UNF
LOC 1/4	1/4 UNF
LOC 5/16	5/16 UNF
LOC 3/8	3/8 UNF
LOC 7/16	7/16 UNF
LOC 1/2	1/2 UNF
LOC 9/16	9/16 UN
LOC 5/8	5/8 UNF
LOC 3/4	3/4 UNF
LOC 7/8	7/8 UNF
FOR FULL PART NUMBER ADD L/H FOR LEFT HAND AND R/H FOR RIGHT HAND	



METRIC LOCK NUTS	
PART NO:	THREAD
LOCM6X1.00	M6X1.00
LOCM8X1.00	M8X1.00
LOCM8X1.25	M8X1.25
LOCM10X1.00	M10X1.00
LOCM10X1.50	M10X1.50
LOCM12X1.25	M12X1.25
LOCM12X1.50	M12X1.50
LOCM12X1.75	M12X1.75
LOCM14X1.50	M14X.150
LOCM14X2.00	M14X2.00
LOCM16X1.50	M16X1.50
LOCM16X2.00	M16X2.00
FOR FULL PART NUMBER ADD L/H FOR LEFT HAND AND R/H FOR RIGHT HAND	

Oil System



OUR SUPPLIERS



OIL SYSTEM

MOCAL & SETRAB OIL COOLERS	111
OBP CATCH TANKS & DRY SUMP TANKS	112
MOCAL SANDWICH PLATES, REMOTE FILTER HEADS, OIL STATS AND LAMINOVA OIL/WATER COOLERS	112

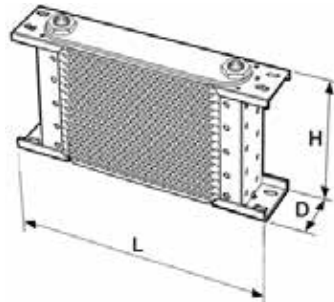
FOR FANS SEE PAGE 28
FOR OIL COOLER DUCTS SEE PAGE 29
FOR OILS SEE PAGES 59-63
FOR OIL FILTERS SEE PAGE 72
FOR CHECK VALVES SEE PAGE 72
FOR CUSTOM MADE HOSES SEE PAGE 82
FOR HOSES AND FITTING SEE PAGES 83-94
FOR DRYBREAK CONNECTORS SEE PAGES 95-97
FOR OIL PRESSURE & TEMPERATURE GAUGES SEE PAGES 100-102
FOR OIL PRE-HEATING SEE PAGE 128



SETRAB OIL COOLERS

Setrab offer a wide range of rugged and reliable oil coolers for all types of cooling and have been made in Sweden since 1967, The coolers come with female M22x1.5 thread and there is a wide range of JIC, BSP and Metric adaptors available separately. Working pressure of 0-10BAR and temperature range of -40°C to +150°C.

SERIES 1 / 115MM COOLERS				
PART NO:	ROWS	H	D	L
50-107-7612	7	52MM	50MM	210MM
50-110-7612	10	76MM	50MM	210MM
50-113-7612	13	99MM	50MM	210MM
50-116-7612	16	122MM	50MM	210MM
50-119-7612	19	146MM	50MM	210MM
50-125-7612	25	193MM	50MM	210MM
50-150-7612	50	389MM	50MM	210MM
50-172-7612	72	562MM	50MM	210MM



SERIES 6 / 235MM COOLERS				
PART NO:	ROWS	H	D	L
50-607-7612	7	52MM	50MM	330MM
50-610-7612	10	76MM	50MM	330MM
50-613-7612	13	99MM	50MM	330MM
50-616-7612	16	122MM	50MM	330MM
50-619-7612	19	146MM	50MM	330MM
50-625-7612	25	193MM	50MM	330MM
50-634-7612	34	264MM	50MM	330MM
50-640-7612	40	310MM	50MM	330MM
50-644-7612	44	342MM	50MM	330MM
50-650-7612	50	389MM	50MM	330MM



SERIES 9 / 235MM COOLERS				
PART NO:	ROWS	H	D	L
50-910-7612	10	76MM	50MM	405MM
50-913-7612	13	99MM	50MM	405MM
50-915-7612	15	122MM	50MM	405MM
50-919-7612	19	146MM	50MM	405MM
50-925-7612	25	193MM	50MM	405MM
50-934-7612	34	264MM	50MM	405MM



JIC ADAPTORS	
PART NO:	THREAD
22-09475-01	-6 JIC
22-09476-01	-8 JIC
22-09477-01	-10 JIC
22-09478-01	-12 JIC
22-09479-01	-16 JIC



BSP ADAPTORS	
PART NO:	THREAD
22-07617-01	3/8BSP
22-07618-01	1/2BSP
22-07619-01	5/8BSP
22-07620-01	3/4BSP



BANJOS	
PART NO:	THREAD
22-M22BJAN06	-6 JIC
22-M22BJAN08	-8 JIC
22-M22BJAN-10	-10 JIC
22-M22BJAN-12	-12 JIC



BRACKETS	
PART NO:	SERIES
23-1002	1 SERIES
23-6002	6 SERIES
23-9002	9 SERIES

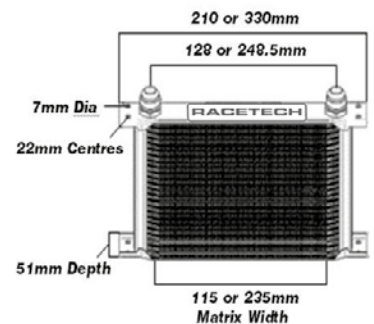


MOCAL OIL COOLERS

Mocal oil coolers are constructed from aluminium using the very latest technology. The coolers are available in various heights and two widths (115mm matrix or 235mm matrix) with 51mm front to back measurement. The height of a cooler is usually referred to in rows, these are the number of oilways including top and bottom plates which carry oil. Working pressure of 0-10BAR and temperature range of -40°C to +150°C. Mocal coolers are manufactured in the UK and are used on most race cars worldwide.

115MM OIL COOLERS									
ROWS	-6 JIC	-8 JIC	-10 JIC	-12 JIC	-16 JIC	3/8 BSP	1/2 BSP	5/8 BSP	3/4 BSP
7	07115-6	07115-8	07115-10	N/A	N/A	071153/8	071151/2	N/A	N/A
10	10115-6	10115-8	10115-10	10115-12	N/A	101153/8	101151/2	101155/8	N/A
13	13115-6	13115-8	13115-10	13115-12	N/A	131153/8	131151/2	131155/8	131153/4
16	16115-6	16115-8	16115-10	16115-12	16115-16	161153/8	161151/2	161155/8	161153/4
19	19115-6	19115-8	19115-10	19115-12	19115-16	191153/8	191151/2	191155/8	191153/4
25	25115-6	25115-8	25115-10	25115-12	25115-16	251153/8	251151/2	251155/8	251153/4
34	34115-6	34115-8	34115-10	34115-12	34115-16	341153/8	341151/2	341155/8	341153/4
44	44115-6	44115-8	44115-10	44115-12	44115-16	N/A	441151/2	441155/8	441153/4
50	50115-6	50115-8	50115-10	50115-12	50115-16	N/A	501151/2	501155/8	501153/4

235MM OIL COOLERS									
ROWS	-6 JIC	-8 JIC	-10 JIC	-12 JIC	-16 JIC	3/8 BSP	1/2 BSP	5/8 BSP	3/4 BSP
7	07235-6	07235-8	07235-10	07235-12	N/A	072353/8	072351/2	072355/8	072353/4
10	10235-6	10235-8	10235-10	10235-12	10235-16	102353/8	102351/2	102355/8	102353/4
13	13235-6	13235-8	13235-10	13235-12	13235-16	132353/8	132351/2	132355/8	132353/4
16	16235-6	16235-8	16235-10	16235-12	16235-16	162353/8	162351/2	162355/8	162353/4
19	19235-6	19235-8	19235-10	19235-12	19235-16	192353/8	192351/2	192355/8	192353/4
25	25235-6	25235-8	25235-10	25235-12	25235-16	252353/8	252351/2	252355/8	252353/4
34	34235-6	34235-8	34235-10	34235-12	34235-16	342353/8	342351/2	342355/8	342353/4
44	44235-6	44235-8	44235-10	44235-12	44235-16	N/A	442351/2	442355/8	442353/4
50	50235-6	50235-8	50235-10	50235-12	50235-16	N/A	502351/2	502355/8	502353/4





OBP Motorsport's professionally made and popular range of alloy products are all made in the UK.

ALLOY OIL CATCH TANKS

Professionally made oil catch tanks, all made in the UK. An Oil catch tank is a must have for race cars. MSA Regulations state that up to 2 Litre cars require a 2 Litre oil catch tank and over 2 Litre cars require a 3 litre oil catch tank.

PART NO:	CAPACITY	SIZE MM	DESCRIPTION
OBPCT001	1 LITRE	180(H)X105(W)X65(D)	SQUARE, DRAIN BUNG, SIGHT TUBE, 13MM INLET OUTLET & BREATHER.
OBPCT002	2 LITRE	200(H)X150(W)X70(D)	SQUARE, DRAIN BUNG, SIGHT TUBE, 13MM INLET, OUTLET & BREATHER.
OBPCT003	0.5 LITRE	90(H)X90(DIA)	ROUND, DRAIN BUNG, 13MM INLET, OUTLET & BREATHER.
OBPCT004	1 LITRE	170(H)X90(DIA)	ROUND, DRAIN BUNG, SIGHT TUBE, 13MM INLET, OUTLET & BREATHER.
OPBCT005	1 LITRE	180(H)X105(W)X65(D)	SAME AS OBPCT001 BUT BAFFLED.
OBPCT006	2 LITRE	200(H)X150(W)X70(D)	SAME AS OPBCT002 BUT BAFFLED.
OBPCT007	0.5 LITRE	90(H)X90(DIA)	SAME AS OBPCT003 BUT BAFFLED.
OBPCT008	1 LITRE	170(H)X90(DIA)	SAME AS OBPCT004 BUT BAFFLED.
OBPM01J	1.5 LITRE	180(H)X125(W)X80(D)	SQUARE, 10MM DRAIN BUNG, SIGHT TUBE, -6 INLET, OUTLET & BREATHER.
OBPM02J	2 LITRE	205(H)X145(W)X80(D)	SQUARE, 10MM DRAIN BUNG, SIGHT TUBE, -6 INLET, OUTLET & BREATHER.
OBPM03J	3 LITRE	230(H)X170(W)X90(D)	SQUARE, 10MM DRAIN BUNG, SIGHT TUBE, -10 INLET, OUTLET & BREATHER



OBPCT001

OBPCT003



OBPCT004

OBPM02J

ALLOY DRY SUMP TANKS

Professionally made oil dry sump tanks, all made in the UK. An oil tank is imperative when running a dry sump system to ensure there is enough oil in the system available for the engine.

PART NO:	CAPACITY	SIZE MM	DESCRIPTION
OBPDS01	1 GALLON	210(H)X190(DIA)	1 X 10MM BREATHER, 40MM SCREW CAP, -12 INLET & OUTLET
OBPDS02	1.5 GALLON	270(H)X190(DIA)	1 X 10MM BREATHER, 40MM SCREW CAP, -12 INLET & OUTLET
OBPDS03	2 GALLON	356(H)X190(DIA)	1 X 10MM BREATHER, 40MM SCREW CAP, -12 INLET & OUTLET
OBPDS04	2.5 GALLON	410(H)X190(DIA)	1 X 10MM BREATHER, 40MM SCREW CAP, -12 INLET & OUTLET
OBPDS05	3 GALLON	468(H)X190(DIA)	1 X 10MM BREATHER, 40MM SCREW CAP, -12 INLET & OUTLET



OBPDS01



OBPDS05



SANDWICH PLATES

Enables oil to be taken from the filter head to oil cooler. A must for all oil cooler applications.



PART NO:	DESCRIPTION
SP1	1/2 BSP FEMALE PORTS, 3/4 UNF BOLT
OTSP1	AS SP1 BUT WITH BUILT IN THERMOSTAT
TGASP1	AS SP1 WITH 3/8 BSP TEMP TAKE OFF
SP1A	1/2 BSP FEMALE PORTS, 5/8 UNF BOLT
SP1B	1/2 BSP FEMALE PORTS, M16X1.5 BOLT
SP1C	1/2 BSP FEMALE PORTS, 13/16 UNF BOLT
SP1D	1/2 BSP FEMALE PORTS, M18X1.5 BOLT
M01	BLANKING CAP FOR SANDWICH PLATES

OILSTATS

Made from diecast aluminium, temperature is controlled by a wax filled element, opens at 80°C.



PART NO:	DESCRIPTION
OT/1	1/2" PUSH ON, OPENS AT 80°C
OT/1B	3/8" PUSH ON, OPENS AT 80°C
OT/2	5/8" PUSH ON, OPENS AT 80°C
OT/2C	1/2" BSP MALE, OPENS AT 80°C
OT/2D	5/8" BSP MALE, OPENS AT 80°C
OT/2F	-8 JIC MALE, OPENS AT 80°C
OT/2G	-10 JIC MALE, OPENS AT 80°C
OT/2H	-12 JIC MALE, OPENS AT 80°C

REMOTE FILTER HEADS

Diecast aluminium remote filter heads to re-locate the oil filter due to a lack of room. All have 1/2BSP female ports.

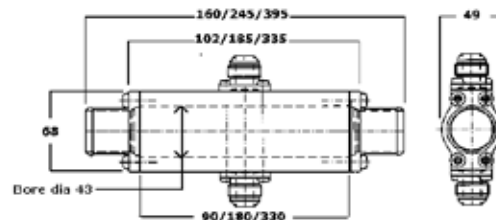


PART NO:	DESCRIPTION
RFH1A	FLOWS L TO R 5/8" UNF TEMP TAKE OFF
RFH1B	FLOWS R TO L 5/8" UNF TEMP TAKE OFF
RFH1C	FLOWS L TO R M14 TEMP TAKE OFF
RFH1D	FLOWS R TO L M14 TEMP TAKE OFF
RFH1E	FLOWS L TO R NO TEMP TAKE OFF
RFH1F	FLOWS R TO L NO TEMP TAKE OFF
RFH1G	FLOWS L TO R 3/8" BSP TEMP TAKE OFF
RFH1H	FLOWS R TO L 3/8" BSP TEMP TAKE OFF

LAMINOVA OIL TO WATER COOLERS

Laminova oil coolers are ideal for use where there is no access to flowing air as in some rear/mid engine cars. Aluminium, very light & compact, sealed with o-rings and 43mm core. Straight water connections for 16mm, 18mm, 24mm, 28mm, 32mm and 90° connections for 35mm, 38mm and 45mm bore hoses. Oil side male connections for -6, -8, -10, -12 and -16 JIC. A C43-90 would give a similar performance to a 10 row air to oil cooler, a C43-180 a 16 row and a C43-330 to a 25 row.

PART NO:	DESCRIPTION
C43-90	LAMINOVA OIL COOLER 160MM OVERALL
C43-180	LAMINOVA OIL COOLER 245MM OVERALL
C43-330	LAMINOVA OIL COOLER 395MM OVERALL



Safety & Driver Gear



OUR SUPPLIERS

lifeline

SCHROTH
RACING

WILLANS

Sabelt

RACETECH

indi
seat.

OMP

capit
PERFORMANCE

TRS
MOTORSPORT EQUIPMENT

SAFETY & DRIVER GEAR

SAFECRAFT RESTRAINT SYSTEMS	114
CAPIT HELMET & SUIT DRYERS	114
TRS FORMULA HARNESSSES & TOW LOOPS	114
SCHROTH FHR HANS DEVICES, FIA APPROVED HARNESSSES AND ACCESSORIES	115
INDISEAT RACING BEAD SEATS, ROLL BAR PADDING AND HARNESS ACCESSORIES	116
OMP RACING HARNESSSES & RACING NETS	117
OMP RACING SEATS & BRACKETS	118
OMP EXTINGUISHERS & ACCESSORIES	119
LIFELINE FIRE EXTINGUISHERS & ACCESSORIES	120

FOR BATTERY ISOLATORS SEE PAGE 41-45

FOR RAINLIGHTS SEE PAGE 45-49

FOR HEAT INSULATION & PROTECTION SEE PAGES 77-80

FOR SAFETY STICKER SHEETS SEE PAGE 125

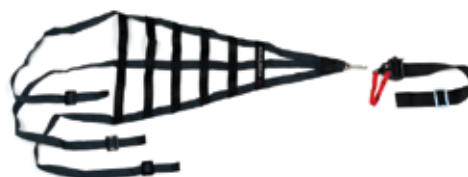
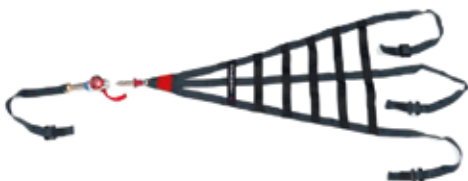


SAFECRAFT RACING INTERIOR NETS

Safecraft Restraint Systems products are handcrafted, in the USA by skilled craftsman. Safecraft's leaders and design team are themselves racers, who dedicate their efforts to constantly developing new ways to improve today's safety equipment.

Safecraft's window nets are used by teams in top tier racing including GT, NASCAR and WTCC. The Safecraft window net meets FIA 8863/2013 and SFI 37.1 safety standards and is suitable for international competition use. These racing window nets are made from Kevlar material.

The push-button release makes for ease of access. Both the push button quick release and buckle fastener release are available in either left or right hand (from drivers seat) options. Traditionally the quick release fastener is used for the drivers window and the ratchet fastener net is mounted in the centre of the car. A left hand drive car will use a quick release for the left hand side and a ratchet on the right hand side of the drive where as a right hand drive car will use a ratchet fastener net on the left hand side of the driver and a quick release on the right of the driver.



8111-K RACING NET
Racing Net (generally used for door positions, ease of driver changes), Push-Button Release, Kevlar Webbing, Meets FIA 8863/2013. Only made in black, available for left side of driver or right side of driver.

8011-K RACING NET
Racing Net (generally used in centre position, Ratchet latch tensioner, Kevlar Webbing, Meets FIA 8863/2013. Only made in black, available for left side of driver or right side of driver and clip or bolt in.



CAPIT HELMET DRYERS

The Capit Helmet Dryer has been designed to solve one of the most troublesome issues for riders and drivers. The helmet sweat doesn't dry out, thus creating problems of bad comfort, fogging of the visor or worse. With the function "hot air" (you can select also "cold air" function) the Capit Helmet Dryer is able to dry the inside of the helmet in a few minutes and without leaving any odours.



PART NO:	DESCRIPTION
WEV032	HELMET DRY BLACK
WEV030	HELMET DRY SILVER

CAPIT SUIT DRYERS

Designed for either rider leathers or drivers race suits. It can dry a suit in a very short time. It is made with an ABS shell and aluminium so it is resistant and light at the same time. It has been tested and approved by the best riders in the World Championships. The Capit Suit Dryer comes as standard with a UK plug, however other plug options are available.



PART NO:	DESCRIPTION
WEV042	SUIT DRY BLACK
WEV040	SUIT DRY SILVER



TRS FORMULA HARNESSSES

TRS Single seater/ Formula harness to suit the new FIA8853-2016 regulations. For other TRS harnesses please contact us.



PART NO:	DESCRIPTION
21F6001	6PT STEEL ADJUSTERS, RED
21F6002	6PT STEEL ADJUSTERS, BLUE
21F6003	6PT STEEL ADJUSTERS, BLACK

6 point formula harness. 3" shoulder strap with steel shoulder adjusters and bolt down mount. 2" lap straps with 3" load spreader and aluminium pinch plate bolt down mounting. 2" crutch loop and D style strap with bolt down mounts.

PART NO:	DESCRIPTION
21F6251	6PT ALLY ADJUSTERS, RED
21F6252	6PT ALLY ADJUSTERS, BLUE
21F6253	6PT ALLY ADJUSTERS, BLACK

6 point formula harness. 3-2" shoulder strap with aluminium shoulder adjusters and bolt down mount. 2" lap straps with 3" load spreader and aluminium pinch plate bolt down mounting. 2" crutch loop and D style strap with bolt down mounts.

TRS TOW LOOPS

Fixed -

13cm loop, 26cm overall length



PART NO:	DESCRIPTION
23N50-0001	RED FIXED STRAP
23N50-0002	BLUE FIXED STRAP
23N50-0003	BLACK FIXED STRAP
23N50-0004	YELLOW FIXED STRAP
23N50-0005	GREEN FIXED STRAP
23N50-0008	SILVER FIXED STRAP

Adjustable -

13cm loop, 16-60cm adjustable



PART NO:	DESCRIPTION
23N52-0001	RED ADJUSTABLE STRAP
23N52-0002	BLUE ADJUSTABLE STRAP
23N52-0003	BLACK ADJUSTABLE STRAP
23N52-0004	YELLOW ADJUSTABLE STRAP

Wire -

13cm loop, 33cm overall length

PART NO:	DESCRIPTION
23N51-0001	RED WIRE STRAP
23N51-0002	BLUE WIRE STRAP
23N51-0003	BLACK WIRE STRAP





SCHROTH RACING HANS DEVICES

The SCHROTH range of FHR devices (SCHROTH XLT, PRO, EVO) have been chosen by racers world-wide for unparalleled protection. The full range of SCHROTH FHR devices includes the newest and lightest FIA approved FHR models to date. All devices come with sliding tethers and patented SlipStop as standard.



XLT HANS device. Extra lightweight carbon fibre XLT version. Equipped with sliding tethers and patented SlipStop plus friction surface with retaining winglets. Weight around 440g. Available in medium & large sizes in 20 or 30 degrees.



PRO HANS device. Lightweight carbon fibre PRO version. Equipped with sliding tethers and patented SlipStop Plus contact surface with retaining winglets. Weight around 520g. Available in medium only and 10 or 40 degrees.



SUPERSPORT HANS device. Exceptional performance and value at an entry level price. Equipped with the sliding tether system and retaining interchangeable winglets. Weight around 775g. Available in medium & large sizes in 20 degrees.

SCHROTH RACING HARNESSSES

This is a selection of the harnesses that Schroth offer, for further details of the whole range please contact us. New for 2018 is the FIA's new harness standard 8853-2016 that requires harnesses to manage forces and energies during 70g accidents far exceeding previous requirements. All of the harnesses below meet FIA8853-2016. Schroth recommend using 2" lap belts as they are easier to tighten just as strong as 3" but have a more effective body contact area.



PART NO:	DESCRIPTION
94500-0	ENDURO 3X2 BLACK
94500-2	ENDURO 3X2 RED

Enduro FIA 8853 6 point harness. Super fast, easy pull down adjustment ideal for driver changes or tight cockpits in touring, GT or sports cars 3" shoulder, 2" lap strap.



PART NO:	DESCRIPTION
94510-0	ENDURO 2X2 BLACK
94510-2	ENDURO 2X2 RED

Enduro FIA 8853 6 point harness. Super fast, easy pull down adjustment ideal for driver changes or tight cockpits in touring, GT or sports cars. 2" shoulder, 2" lap strap.



PART NO:	DESCRIPTION
94540-0	PROFI 3X2 BLACK PULL UP
94541-0	PROFI 3X2 RED PULL UP

Profi FIA 8853 6 point harness. As used by top OEM's and teams worldwide. Pull up lap belt as standard - pull down optional. Ideal for touring, GT or sports cars. 3" shoulder, 2" lap strap.



PART NO:	DESCRIPTION
94550-0	PROFI 2X2 BLACK PULL UP
94550-2	PROFI 2X2 RED PULL UP

Profi FIA 8853 6 point harness. As used by top OEM's and teams worldwide. Pull up lap belt as standard. Ideal for touring, GT or sports cars. 2" shoulder, 2" lap strap.



PART NO:	DESCRIPTION
94620-0	FORMULA 2X2 BLACK
94620-2	FORMULA 2X2 RED

Formula FIA 8853 6 point harness. Bolt down mounts, loop & d style crutch straps. Ideal for single seater/formula cars. 2" shoulder, 2" lap strap.



PART NO:	DESCRIPTION
94530-0	FLEXI 2X2 BLACK
94530-2	FLEXI 2X2 RED

Flexi FIA 8853 6 point harness. As used by top OEM's and utilising Schroth's flexibelt system. Snap hook mountings. 2" shoulder, 2" lap strap.



PART NO:	DESCRIPTION
94560-0	CLUBMAN 3X2 BLACK

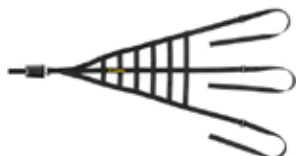
Clubman FIA 8853 6 point harness. An entry level harness with proven Schroth quality. Snap hook mounts & steel adjusters. Ideal for touring and rally cars. 3" shoulder, 2" lap strap.



PART NO:	DESCRIPTION
94570-0	CLUBMAN 2X2 BLACK

Clubman FIA 8853 6 point harness. An entry level harness with proven Schroth quality. Snap hook mounts & steel adjusters. Ideal for touring and rally cars. 2" shoulder, 2" lap strap.

SCHROTH RACING ACCESSORIES



PART NO:	DESCRIPTION
09072	INTERIOR NET KIT
09075	DOUBLE TAKE INTERIOR NET



PART NO:	DESCRIPTION
09053-0	WINDOW NET SMALL BLACK
09055-0	WINDOW NET LARGE BLACK



PART NO:	DESCRIPTION
90373	ADJUSTABLE TOW LOOP
90372	SEWN LOOP 4" TOP STRAP



PART NO:	DESCRIPTION
01327	HARNESS BOLT DOWN KIT
01312	HARNESS SNAP ON KIT (PICTURED)



INDI SEAT KIT

The iNDi Seat Kit provides the driver with an “iNDi-vidual” seat. iNDi Seat is a race proven seat insert established in the 1990’s, and is the original motorsport beaded seat system.

iNDi Seat Kit uses a vacuum casting bag with a unique bead and slow cure resin mix making it a simple and professional system to fit any driver into any race car. The iNDi Seat Kit gives the user control on where they need to be positioned for optimum performance and safety. iNDi Seat Kit materials have been tested extensively at an FIA approved test laboratory.

The iNDi Seat Kit is used in all categories of motorsport including: F1, GP2, BTCC, WTCC, GTs, LMP, Radicals, Caterhams and many more. We have a full range of seat kit sizes, to suit all drivers, cars and budgets.



PART NO:	DESCRIPTION	BAG SIZE	APPLICATION
INDI-0020	GT (20L) SCHROTH RACING INDI SEAT KIT	600X900MM	FOR REPLACING SEAT SHELL PADDING. DESIGNED TO FIT LEGS, LUMBAR OR BACK AREA.
INDI-0025	25L SCHROTH RACING INDI SEAT KIT	1100X750MM	FOR BIG DRIVERS IN A TIGHT COCKPIT OR SEAT SHELL. DESIGNED TO FIT TORSO OR LEGS ETC
INDI-0030	30L SCHROTH RACING INDI SEAT KIT	1100X1500MM	TIGHT COCKPITS OR A LINER / INSERT INSIDE A SEAT SHELL OR EXTRACTABLE SEAT. BIGGER DRIVERS IN: F1, GP2, TOURING CAR, LMP, F/FORD, WSR, F3 & HISTORIC. COCKPITS
INDI-0040	40L SCHROTH RACING INDI SEAT KIT	1100X1500MM	TIGHT COCKPITS OR A LINER / INSERT INSIDE A SEAT SHELL OR EXTRACTABLE SEAT. SMALLER DRIVERS IN: F1, GP2, TOURING CAR, LMP, F/FORD, WSR, F3 & HISTORIC COCKPITS.
INDI-0050	50L SCHROTH RACING INDI SEAT KIT	1100X1500MM	THE MOST POPULAR SINGLE SEATER APPLICATION, SUCH AS: FORMULA RENAULT, GP2, GP3, F3, WORLD SERIES RENAULT PLUS LMP & ALSO USED FOR SMALLER DRIVERS IN SEAT SHELLS SUCH AS GT, TOURING CARS & SOME EXTRACTABLE SEATS
INDI-0070	70L SCHROTH RACING INDI SEAT KIT	1100X1500MM	LIKE A 50 LITRE TO BE A STAND ALONE SEAT IN OPEN COCKPITS SUCH AS: CATERHAMs, RADICAL, SPORTS 2000, & ALSO HAS BEEN USED FOR SMALL DRIVERS IN FORMULA RENAULT, F3, IRL, INDY LIGHTS & SUPER FORMULA.



HARNESSES SPARES & FOAM KIT



PART NO:	DESCRIPTION
FOAMKIT	2 PART FOAM KIT
SEATBAG	SEAT BAG FOR 2 PART KIT

Two part foam kit for producing custom made seats, approximately 2 cubic feet per kit.

PART NO:	DESCRIPTION
681/5	STRAP WRAP ADAPTOR
GE50A	7/16x23mm EYE BOLT
GE50AL50	7/16x50mm EYE BOLT
GE50BS-FIA	FIA ANCHOR PLATE

ROLL BAR PADDING

FRBP - MSA approved easyfit standard foam roll bar padding in 3' lengths 451 - FIA approved supplied in 600mm lengths. Supplied with adhesive tape.



PART NO:	DESCRIPTION
FRBP-BLACK	BLACK FOAM PADDING 3'
FRBP-BLUE	BLUE FOAM PADDING 3'
FRBP-ORANGE	ORANGE FOAM PADDING 3'
FRBP-YELLOW	YELLOW FOAM PADDING 3'

PART NO:	DESCRIPTION
451-100-004	FIA 32mm PADDING 600mm
451-100-001	FIA 38mm PADDING 600mm
451-100-002	FIA 45mm PADDING 600mm
451-100-003	FIA 50mm PADDING 600mm

WILLANS HARNESSSES



Willans new FIA 8853-2016 approved Silverstone 6 single seater harnesses.



PART NO:	DESCRIPTION
SLV6225SFHRBL	SILVERSTONE 2"x2" BLUE
SLV6225SFHRBK	SILVERSTONE 2"x2" BLACK

Silverstone 6, single seater FIA 8853 approved harness. 2" shoulder strap, 2" lap with load spreader pads and pinch plates, 2" Loop & D-ring crutch strap. Bolt down mounts on all straps.



PART NO:	DESCRIPTION
SLV6235SFHRBL	SILVERSTONE 2"x3" BLUE
SLV6235SFHRBK	SILVERSTONE 2"x3" BLACK

Silverstone 6, single seater FIA 8853 approved harness. 2" shoulder strap, 3" lap with pinch plates, 2" Loop & D-ring crutch strap. Bolt down mounts on all straps.



PART NO:	DESCRIPTION
SLV6325SBL	SILVERSTONE 3"x2" BLUE
SLV6325SBK	SILVERSTONE 2"x2" BLACK

Silverstone 6, single seater FIA 8853 approved harness. 3" shoulder strap, 2" lap with load spreader pads and pinch plates, 2" Loop & D-ring crutch strap. Bolt down mounts on all straps.



PART NO:	DESCRIPTION
SLV6335SBL	SILVERSTONE 3"x3" BLUE
SLV6335SBK	SILVERSTONE 3"x3" BLACK

Silverstone 6, single seater FIA 8853 approved harness. 3" shoulder strap, 3" lap with pinch plates, 2" Loop & D-ring crutch strap. Bolt down mounts on all straps.



OMP RACING HARNESSSES

OMP Racing offers a wide range of harnesses derived from their knowledge and experience supplying F1. The FIA's latest harness standard (8853-2016) requires harnesses to manage forces and energies during 70g accidents far exceeding previous requirements. All of the harnesses below meet FIA8853-2016.



PART NO:	DESCRIPTION
DA0102HSL	GT/WRC 2X2 PULL DOWN

Ultralightweight GT/WRC FIA 8853 6 point harness. Made from Dyneema the worlds strongest fibre. 2" shoulder strap with roll bar mount, 2" lap strap with pull down adjusters and carabiner mount, 2" lap straps with snap hook mount.



PART NO:	DESCRIPTION
DA0202HSL061	SALOON PULL DOWN RED
DA0202HSL071	SALOON PULL DOWN BLACK

Superlight Saloon FIA 8853 6 point harness. 2" shoulder strap for roll bar mount, 2" lap strap with pull down adjusters and carabiner mount, 2" lap strap with snap hook mount.



PART NO:	DESCRIPTION
DA0202BHSL061	SALOON PULL UP RED
DA0202BHSL071	SALOON PULL UP BLACK

Superlight Saloon FIA 8853 6 point harness. 2" shoulder strap for roll bar mount, 2" lap strap with pull up adjusters and carabiner mount, 2" lap strap with snap hook mount.



PART NO:	DESCRIPTION
DA0205BHSL061	SALOON PULL DOWN RED
DA0205BHSL071	SALOON PULL DOWN BLACK

Lightweight Saloon FIA 8853 6 point harness. 3/2" shoulder strap with snap hook mount, 2" lap strap with pull down adjusters and snap hook mount, 2" lap strap with snap hook mount.



PART NO:	DESCRIPTION
DA0205HSL061	SALOON PULL UP RED
DA0205HSL071	SALOON PULL UP BLACK

Lightweight Saloon FIA 8853 6 point harness. 3/2" shoulder strap with snap hook mount, 2" lap strap with pull up adjusters and snap hook mount, 2" lap strap with snap hook mount.



PART NO:	DESCRIPTION
DA0204A061	SALOON PULL UP RED
DA0204A071	SALOON PULL UP BLACK

Lightweight Saloon FIA 8853 6 point harness. 3" shoulder strap with snap hook or roll bar mount, 3" lap strap with pull up adjusters and snap hook mount, 2" lap strap with snap hook mount.



PART NO:	DESCRIPTION
DA0204EH178	SALOON BLACK/FLURO
DA0204EH061	SALOON RED
DA0204EH071	SALOON BLACK

Lightweight Saloon FIA 8853 6 point harness. 3/2" shoulder strap with snap hook mount, 3" lap strap with pull up adjusters and snap hook mount, 2" lap strap with snap hook mount.



PART NO:	DESCRIPTION
DA0208H061	SALOON RED
DA0208H071	SALOON BLACK

Lightweight Saloon FIA 8853 6 point harness. 2" shoulder strap with snap hook or roll bar mount, 2" lap strap with pull up adjusters and snap hook mount, 2" lap strap with snap hook mount.



PART NO:	DESCRIPTION
DA0104HSL	FORMULA 2X2

Ultralightweight Formula FIA 8853 6 point harness. Made from Dyneema the worlds strongest fibre. Lightweight adjusters. 2" shoulder with sewn loop attachment, 2" lap & crutch straps with bolt down attachment.



PART NO:	DESCRIPTION
DA0206HSL061	FORMULA 2X2 RED
DA0206HSL071	FORMULA 2X2 BLACK

Superlight Formula FIA 8853 6 point harness. Lightweight adjusters. 2" shoulder with sewn loop attachment, 2" lap & crutch straps with bolt down attachment. Pull up adjuster on lap.



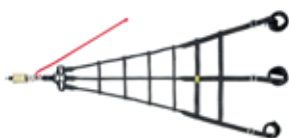
PART NO:	DESCRIPTION
DA0206BHSL061	FORMULA 2X2 RED
DA0206BHSL071	FORMULA 2X2 BLACK

Superlight Formula FIA 8853 6 point harness. Lightweight adjusters. 2" shoulder, lap and crutch straps with bolt down attachments. pull up adjuster on lap strap.



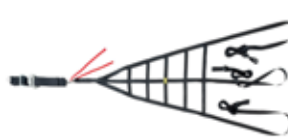
PART NO:	DESCRIPTION
DB/420	7/16" X 1" EYE BOLT
DB/418	FIA EYE BOLT PLATE 50X80X3MM
DB/421	REINFORCED THREADED PLATE
SD20	HANS STRAP HOLDER
DB/461	HARNESS CUTTER

OMP RACING NETS



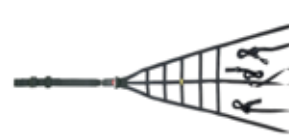
PART NO:	DESCRIPTION
NA/1877	FIA 8863-2013 NET

Professional top level racing net FIA homologated to FIA 8863-2013 with quick release, quick front strap adjustment to fit several seat positions. Designed to be mounted on the left or on the right side of the driver



PART NO:	DESCRIPTION
NA/1875	FIA 8863-2013 NET

Professional mid level racing net FIA homologated to FIA 8863-2013 with small-sized quick release and front strap adjustment to fit several seat positions. Designed to be mounted on the left or on the right side of the driver



PART NO:	DESCRIPTION
NA/1876	FIA 8863-2013 NET

Professional entry level racing net FIA homologated to FIA 8863-2013 with quick release and quick front strap adjustment to fit several seat positions. Designed to be mounted on the left or on the right side of the driver



PART NO:	DESCRIPTION
NA/1870/TN	FIA J 253.11 NET

OMP Racing nylon window safety net FIA homologated to FIA J 253.11. Net is 50cm x 70cm and the webbing matrix is 60mm x 60mm. Includes 5 quick release velcro roll cage attachments.



OMP RACING SEATS

OMP Racing seats are designed and manufactured to the highest standard and all of the seats listed below are FIA approved. The seats are manufactured using either a carbon fiber, fibreglass or tubular aluminium shell. As used and recommended by professional race drivers worldwide.



HA/789 - HRC-ONE	
SHELL MATERIAL	CARBON FIBRE
WEIGHT	9.9KGS
FIXING POINTS	SIDE
HOMOLOGATION	AS.033.14
FIA STANDARD	FIA 8862-2009
SIZES	STD (SHOWN)
COLOURS	BLACK



HA/761E - HTE-ONE	
SHELL MATERIAL	CARBON FIBRE
WEIGHT	9.9KGS
FIXING POINTS	SIDE
HOMOLOGATION	AS.007.10
FIA STANDARD	FIA 8862-2009
SIZES	STD (SHOWN) OR XL
COLOURS	BLACK



HA/788 - HRC-R CARBON	
SHELL MATERIAL	CARBON FIBRE
WEIGHT	6.0KGS
FIXING POINTS	SIDE
HOMOLOGATION	CS.296.13
FIA STANDARD	FIA 8855-1999
SIZES	STD (SHOWN)
COLOURS	BLACK



HA/768E/N - HTE-R CARBON	
SHELL MATERIAL	CARBON FIBRE
WEIGHT	6.6KGS
FIXING POINTS	SIDE
HOMOLOGATION	CS.146.05
FIA STANDARD	FIA 8855-1999
SIZES	STD (SHOWN) OR XL
COLOURS	BLACK



HA/793 - HRC-R	
SHELL MATERIAL	FIBREGLASS
WEIGHT	9.9KGS
FIXING POINTS	SIDE
HOMOLOGATION	CS.307.14
FIA STANDARD	FIA 8855-1999
SIZES	STD (SHOWN) OR XL
COLOURS	BLACK



HA/772E/N - HTE-R	
SHELL MATERIAL	GEL COATED FIBREGLASS
WEIGHT	9.4KGS
FIXING POINTS	SIDE
HOMOLOGATION	CS.184.06
FIA STANDARD	FIA 8855-1999
SIZES	STD (SHOWN) OR XL
COLOURS	BLACK



HA/773E/N - WRC-R	
SHELL MATERIAL	GEL COATED FIBREGLASS
WEIGHT	8.8KGS
FIXING POINTS	SIDE
HOMOLOGATION	CS.183.06
FIA STANDARD	FIA 8855-1999
SIZES	STD (SHOWN) OR XL
COLOURS	BLACK



HA/774E/N - ARS-R	
SHELL MATERIAL	GEL COATED FIBREGLASS
WEIGHT	8.9KGS
FIXING POINTS	SIDE & BOTTOM
HOMOLOGATION	CS.924.98
FIA STANDARD	FIA 8855-1999
SIZES	STD (SHOWN)
COLOURS	BLACK



HA/762E/N - RS-PT2	
SHELL MATERIAL	FIBREGLASS
WEIGHT	10.4KGS
FIXING POINTS	SIDE
HOMOLOGATION	CS.229.09
FIA STANDARD	FIA 8855-1999
SIZES	STD (SHOWN)
COLOURS	BLACK



HA/766E/N - CHAMP-R	
SHELL MATERIAL	GEL COATED FIBREGLASS
WEIGHT	8.8KGS
FIXING POINTS	SIDE
HOMOLOGATION	CS.826.97
FIA STANDARD	FIA 8855-1999
SIZES	STD (SHOWN)
COLOURS	BLACK



HA/790/N - FIRST-R	
SHELL MATERIAL	FIBREGLASS
WEIGHT	9.0KGS
FIXING POINTS	SIDE
HOMOLOGATION	CS.183.06
FIA STANDARD	FIA 8855-1999
SIZES	STD (SHOWN)
COLOURS	BLACK



HA/803/NGI - TRS-X	
SHELL MATERIAL	TUBULAR STEEL
WEIGHT	10.8KGS
FIXING POINTS	SIDE & BOTTOM
HOMOLOGATION	TBC
FIA STANDARD	FIA 8855-1999
SIZES	STD (SHOWN)
COLOURS	BLACK/FLURO YELLOW

OMP RACING SEAT BRACKETS



FIA STEEL BRACKET
HC/922 400MM LONG 3MM THICK



FIA STEEL BRACKET
HC/923 495MM LONG 3MM THICK



FIA STEEL BRACKET
HC/731E 380MM LONG 3MM THICK



FIA ALUMINIUM BRACKET
HC/924 400MM LONG 6MM THICK



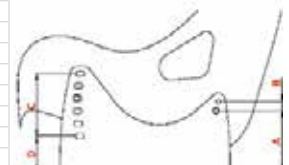
FIA ALUMINIUM BRACKET
HC/925 495MM LONG 6MM THICK



FIA ALUMINIUM BRACKET
HC/833E 422MM LONG 6MM THICK

PART #	A	B	C	D
HC/731E	110	34.5	93	70.5
HC/733E	109	17	94	70.5
HC/830	77	66	66	77
HC/833E	112	51	108	73.5
HC/922	85	81	81	85
HC/923	75.5	100	100	75.5
HC/924	85	81	81	85
HC/925	75.5	100	100	75.5

ALL DIMENSIONS IN MM





OMP RACING FIRE EXTINGUISHERS

OMP Racing fire extinguishers are made to the highest standard and all of the extinguishers below are FIA approved. The platinum range of extinguishers are the smallest FIA extinguishers on the market. For servicing and refilling, please contact us.



CESAL4L - WRC & FIA GT	
COLLECTION	ONE COLLECTION
LENGTH	274MM
DIAMETER	130MM
WEIGHT	5.5KG INC BRACKET & STRAPS
HOMOLOGATION	FIA 8865-2015
COCKPIT SIZE	FROM 1.99 M3 TO 3.73 M3
TECHNICAL LIST	FIA LIST 52



CESAL4S - WRC & FIA GT	
COLLECTION	ONE COLLECTION
LENGTH	274MM
DIAMETER	130MM
WEIGHT	5.5KG INC BRACKET & STRAPS
HOMOLOGATION	FIA 8865-2015
COCKPIT SIZE	FROM 1.2 M3 TO 2.2 M3
TECHNICAL LIST	FIA LIST 52



CESAL5 - NEW FOR 2020	
COLLECTION	TECNICA
LENGTH	TBC
DIAMETER	160MM
WEIGHT	6KGS
CAPACITY	TBC
HOMOLOGATION	FIA8865-2015
TECHNICAL LIST	FIA LIST 52



CEFAL3 - FIA FORMULA CARS	
COLLECTION	PLATINUM
LENGTH	235MM INC HEAD
DIAMETER	100MM
WEIGHT	1.8KG INC BRACKET & STRAPS
CAPACITY	0.9L ECOLIFE
HOMOLOGATION	FIA EX.036.11
FIA STANDARD	FIA LIST 16



CESAL3 - FIA SALOON CARS	
COLLECTION	PLATINUM
LENGTH	246MM INC HEAD
DIAMETER	130MM
WEIGHT	2.5KG INC BRACKET & STRAPS
CAPACITY	1.3L ECOLIFE
HOMOLOGATION	FIA EX.035.11
FIA STANDARD	FIA LIST 16



CESAL3R - FIA RALLY CARS	
COLLECTION	PLATINUM
LENGTH	286MM INC HEAD
DIAMETER	160MM
WEIGHT	4.3KG INC BRACKET & STRAPS
CAPACITY	2.8L ECOLIFE
HOMOLOGATION	FIA EX.035.11
FIA STANDARD	FIA LIST 16



CEFAL2 - FIA SALOON/RALLY CARS	
COLLECTION	WHITE
LENGTH	286MM INC HEAD
DIAMETER	160MM
WEIGHT	4.3KG INC BRACKET & STRAPS
CAPACITY	2.8L ECOLIFE
HOMOLOGATION	FIA EX.009.00
FIA STANDARD	FIA LIST 16



CESAL2 - FIA SALOON/RALLY CARS	
COLLECTION	WHITE
LENGTH	315MM
DIAMETER	210MM INC HEAD
WEIGHT	6.2KG INC BRACKET & STRAPS
CAPACITY	4.25L ECOLIFE
HOMOLOGATION	FIA EX.008.00
FIA STANDARD	FIA LIST 16



CMSST1 - FIA SALOON/RALLY CARS	
COLLECTION	BLACK
LENGTH	420MM INC HEAD
DIAMETER	160MM
WEIGHT	8.1KG INC BRACKET & STRAPS
CAPACITY	4.25L ECOLIFE
HOMOLOGATION	FIA EX.009.00
FIA STANDARD	FIA LIST 16



CESST1 - FIA SALOON/RALLY CARS	
COLLECTION	BLACK
LENGTH	385MM INC HEAD
DIAMETER	160MM
WEIGHT	7.7KG INC BRACKET & STRAPS
CAPACITY	4.25L ECOLIFE
HOMOLOGATION	FIA EX.008.00
FIA STANDARD	FIA LIST 16



CMFST1 - FIA FORMULA CARS	
COLLECTION	BLACK
LENGTH	385MM INC HEAD
DIAMETER	130MM
WEIGHT	5.6KG INC BRACKET & STRAPS
CAPACITY	2.8L ECOLIFE
HOMOLOGATION	FIA EX.009.00
FIA STANDARD	FIA LIST 16



CA/372 - FIA SALOON CARS	
COLLECTION	SPORT
LENGTH	420MM INC HEAD
DIAMETER	160MM
WEIGHT	8.1KG INC BRACKET & STRAPS
CAPACITY	4.25L ECOLIFE
HOMOLOGATION	FIA EX.026.08
FIA STANDARD	FIA LIST 16



CAB/319 - FIA HANDHELD	
COLLECTION	BLACK
LENGTH	390MM INC HEAD
DIAMETER	130MM
WEIGHT	5.0KG INC BRACKET & STRAPS
CAPACITY	2.4L ECOLIFE



CBB/351 - FIA HANDHELD	
COLLECTION	WHITE
LENGTH	390MM INC HEAD
DIAMETER	130MM
WEIGHT	4.0KG INC BRACKET & STRAPS
CAPACITY	2.4L ECOLIFE

Ref	Example (kg)	Empty (kg)	Total weight	A	B	C
PLATINUM COLLECTION						
CEFAL3/B	0.9	0.4	1.3	194	205	100
CESAL3/B	1.3	0.7	2.0	204	248	130
CESAL3R/B	2.8	0.94	3.74	345	288	160
WHITE COLLECTION						
CEFAL2/B	2.3	0.94	3.2	245	288	160
CESAL2/B	4.25	1.3	5.5	315	218	160
BLACK COLLECTION						
CMSST1/B	4.25	2.1	6.3	330	420	160
CMFST1/B	2.8	1.07	3.87	295	385	130
CESST1/B	4.25	2.4	6.6	330	385	160
OMP SPORT						
CA/372/B	4.25	2.4	6.6	330	420	160
HAND HELD						
CAB/322	4 Kg powder	2.5	6.5	310	495	160
CAB/319	2.4	2.75	5.0	295	390	130
CAB/218	2 Kg powder	0.7	2.7	227	330	108
CBB/261	2.4	1.15	3.5	300	390	130

Bottle dimensions:
The dimensions of A, B, C are in mm.
* Total weight including: bottle, valve, dip tube, liquid, brackets.

BOTTLE WITH VALVE LOCATED ON THE CYLINDER BODY

BOTTLE WITH VALVE LOCATED ON THE END OF THE CYLINDER BODY

OMP RACING FIRE EXTINGUISHER SPARES



ELECTRICAL CONTROL BOX & CABLE	
CD/398	BOX FOR PLATINUM, WHITE & BLACK
X/398/CAV	CABLE FOR CD/398 CONTROL BOX



PULL CABLE	
CD/335	CABLE FOR ALL MECH EXTINGUISHER



BRACKETS	
CD/400	FOR CEFAL3
CD/401	FOR CESAL3
CD/314	FOR CMFST1
CD/308	FOR CEFAL2, CESAL2, CMSST1, CESST1
CD404	FOR CA/372



MISC SPARES	
CD/323/N/8	8MM X 5M TUBE PLATINUM
CD/323/N/6	6MM X 3M TUBE PLATINUM
CD/323/A	6MM X 4M TUBE WHITE & BLACK
CD/390/N	8MM TEE F/F/F PLATINUM
CD/390	6MM TEE F/F/F WHITE & BLACK



NOZZLES	
CD/393	ALL PLATINUM, WHITE & BLACK



WATER PROOF SWITCH	
EA/467	SWITCH FOR ALL ELEC EXTINGUISHER
X/181493	RED COVER FOR SWITCH



LIFELINE FIRE EXTINGUISHERS

Lifeline fire extinguishers are made to the highest standard and all of the plumbed in extinguishers below are FIA approved. The Zero 2000 2.25L (no longer approved for Motorsport) and 4.0L (FIA approved for the 10 year bottle life) systems have been replaced by the new 3.0L Zero 2020 blue bottle systems. Lifeline extinguishers should be serviced every 2 years and replaced after 10 years. For any advice or more information on regulations or servicing please contact us.

																																																																			
<table border="1"> <tr><th colspan="2">106-001-011 - MECHANICAL</th></tr> <tr><td>COLLECTION</td><td>ZERO 2020</td></tr> <tr><td>LENGTH</td><td>342MM INC HEAD</td></tr> <tr><td>DIAMETER</td><td>155MM</td></tr> <tr><td>WEIGHT</td><td>5.2KG CYLINDER ONLY</td></tr> <tr><td>CAPACITY</td><td>3.0L ABF FOAM</td></tr> <tr><td>HOMOLOGATION</td><td>FIA EX.065.21</td></tr> <tr><td>FIA STANDARD</td><td>FIA LIST 16</td></tr> </table>	106-001-011 - MECHANICAL		COLLECTION	ZERO 2020	LENGTH	342MM INC HEAD	DIAMETER	155MM	WEIGHT	5.2KG CYLINDER ONLY	CAPACITY	3.0L ABF FOAM	HOMOLOGATION	FIA EX.065.21	FIA STANDARD	FIA LIST 16	<table border="1"> <tr><th colspan="2">106-001-012 - ELECTRICAL</th></tr> <tr><td>COLLECTION</td><td>ZERO 2020</td></tr> <tr><td>LENGTH</td><td>238MM</td></tr> <tr><td>DIAMETER</td><td>208MM INC HEAD</td></tr> <tr><td>WEIGHT</td><td>4.1KG CYLINDER ONLY</td></tr> <tr><td>CAPACITY</td><td>3.0L ABF FOAM</td></tr> <tr><td>HOMOLOGATION</td><td>FIA EX.064.21</td></tr> <tr><td>FIA STANDARD</td><td>FIA LIST 16</td></tr> </table>	106-001-012 - ELECTRICAL		COLLECTION	ZERO 2020	LENGTH	238MM	DIAMETER	208MM INC HEAD	WEIGHT	4.1KG CYLINDER ONLY	CAPACITY	3.0L ABF FOAM	HOMOLOGATION	FIA EX.064.21	FIA STANDARD	FIA LIST 16	<table border="1"> <tr><th colspan="2">106-001-004 - MECHANICAL</th></tr> <tr><td>COLLECTION</td><td>ZERO 360</td></tr> <tr><td>LENGTH</td><td>268MM INC HEAD</td></tr> <tr><td>DIAMETER</td><td>125MM</td></tr> <tr><td>WEIGHT</td><td>3.6KG CYLINDER ONLY</td></tr> <tr><td>CAPACITY</td><td>2.25KG NOVEC 1230</td></tr> <tr><td>HOMOLOGATION</td><td>FIA EX.042.17</td></tr> <tr><td>FIA STANDARD</td><td>FIA LIST 16</td></tr> </table>	106-001-004 - MECHANICAL		COLLECTION	ZERO 360	LENGTH	268MM INC HEAD	DIAMETER	125MM	WEIGHT	3.6KG CYLINDER ONLY	CAPACITY	2.25KG NOVEC 1230	HOMOLOGATION	FIA EX.042.17	FIA STANDARD	FIA LIST 16	<table border="1"> <tr><th colspan="2">106-001-005 - ELECTRICAL</th></tr> <tr><td>COLLECTION</td><td>ZERO 360</td></tr> <tr><td>LENGTH</td><td>235MM INC HEAD</td></tr> <tr><td>DIAMETER</td><td>125MM</td></tr> <tr><td>WEIGHT</td><td>3.1KG CYLINDER ONLY</td></tr> <tr><td>CAPACITY</td><td>2.25KG NOVEC 1230</td></tr> <tr><td>HOMOLOGATION</td><td>FIA EX.042.17</td></tr> <tr><td>FIA STANDARD</td><td>FIA LIST 16</td></tr> </table>	106-001-005 - ELECTRICAL		COLLECTION	ZERO 360	LENGTH	235MM INC HEAD	DIAMETER	125MM	WEIGHT	3.1KG CYLINDER ONLY	CAPACITY	2.25KG NOVEC 1230	HOMOLOGATION	FIA EX.042.17	FIA STANDARD	FIA LIST 16
106-001-011 - MECHANICAL																																																																			
COLLECTION	ZERO 2020																																																																		
LENGTH	342MM INC HEAD																																																																		
DIAMETER	155MM																																																																		
WEIGHT	5.2KG CYLINDER ONLY																																																																		
CAPACITY	3.0L ABF FOAM																																																																		
HOMOLOGATION	FIA EX.065.21																																																																		
FIA STANDARD	FIA LIST 16																																																																		
106-001-012 - ELECTRICAL																																																																			
COLLECTION	ZERO 2020																																																																		
LENGTH	238MM																																																																		
DIAMETER	208MM INC HEAD																																																																		
WEIGHT	4.1KG CYLINDER ONLY																																																																		
CAPACITY	3.0L ABF FOAM																																																																		
HOMOLOGATION	FIA EX.064.21																																																																		
FIA STANDARD	FIA LIST 16																																																																		
106-001-004 - MECHANICAL																																																																			
COLLECTION	ZERO 360																																																																		
LENGTH	268MM INC HEAD																																																																		
DIAMETER	125MM																																																																		
WEIGHT	3.6KG CYLINDER ONLY																																																																		
CAPACITY	2.25KG NOVEC 1230																																																																		
HOMOLOGATION	FIA EX.042.17																																																																		
FIA STANDARD	FIA LIST 16																																																																		
106-001-005 - ELECTRICAL																																																																			
COLLECTION	ZERO 360																																																																		
LENGTH	235MM INC HEAD																																																																		
DIAMETER	125MM																																																																		
WEIGHT	3.1KG CYLINDER ONLY																																																																		
CAPACITY	2.25KG NOVEC 1230																																																																		
HOMOLOGATION	FIA EX.042.17																																																																		
FIA STANDARD	FIA LIST 16																																																																		
																																																																			
<table border="1"> <tr><th colspan="2">106-001-007 - MECHANICAL</th></tr> <tr><td>COLLECTION</td><td>ZERO 360</td></tr> <tr><td>LENGTH</td><td>324MM INC HEAD</td></tr> <tr><td>DIAMETER</td><td>125MM</td></tr> <tr><td>WEIGHT</td><td>4.5KG CYLINDER ONLY</td></tr> <tr><td>CAPACITY</td><td>3.0KG NOVEC 1230</td></tr> <tr><td>HOMOLOGATION</td><td>FIA EX.042.17</td></tr> <tr><td>FIA STANDARD</td><td>FIA LIST 16</td></tr> </table>	106-001-007 - MECHANICAL		COLLECTION	ZERO 360	LENGTH	324MM INC HEAD	DIAMETER	125MM	WEIGHT	4.5KG CYLINDER ONLY	CAPACITY	3.0KG NOVEC 1230	HOMOLOGATION	FIA EX.042.17	FIA STANDARD	FIA LIST 16	<table border="1"> <tr><th colspan="2">106-001-008 - ELECTRICAL</th></tr> <tr><td>COLLECTION</td><td>ZERO 360</td></tr> <tr><td>LENGTH</td><td>297MM INC HEAD</td></tr> <tr><td>DIAMETER</td><td>125MM</td></tr> <tr><td>WEIGHT</td><td>3.9KG CYLINDER ONLY</td></tr> <tr><td>CAPACITY</td><td>3.0KG NOVEC 1230</td></tr> <tr><td>HOMOLOGATION</td><td>FIA EX.042.17</td></tr> <tr><td>FIA STANDARD</td><td>FIA LIST 16</td></tr> </table>	106-001-008 - ELECTRICAL		COLLECTION	ZERO 360	LENGTH	297MM INC HEAD	DIAMETER	125MM	WEIGHT	3.9KG CYLINDER ONLY	CAPACITY	3.0KG NOVEC 1230	HOMOLOGATION	FIA EX.042.17	FIA STANDARD	FIA LIST 16	<table border="1"> <tr><th colspan="2">106-001-003 - CD REMOTE (FORMULA CAR)</th></tr> <tr><td>COLLECTION</td><td>ZERO 360</td></tr> <tr><td>LENGTH</td><td>230MM INC HEAD</td></tr> <tr><td>DIAMETER</td><td>90MM</td></tr> <tr><td>WEIGHT</td><td>2.2KG CYLINDER ONLY</td></tr> <tr><td>CAPACITY</td><td>1.5KG NOVEC 1230</td></tr> <tr><td>HOMOLOGATION</td><td>FIA EX.044.17</td></tr> <tr><td>FIA STANDARD</td><td>FIA LIST 16</td></tr> </table>	106-001-003 - CD REMOTE (FORMULA CAR)		COLLECTION	ZERO 360	LENGTH	230MM INC HEAD	DIAMETER	90MM	WEIGHT	2.2KG CYLINDER ONLY	CAPACITY	1.5KG NOVEC 1230	HOMOLOGATION	FIA EX.044.17	FIA STANDARD	FIA LIST 16	<table border="1"> <tr><th colspan="2">106-001-006 - CD REMOTE (CIRCUIT CAR)</th></tr> <tr><td>COLLECTION</td><td>ZERO 360</td></tr> <tr><td>LENGTH</td><td>219MM INC HEAD</td></tr> <tr><td>DIAMETER</td><td>108MM</td></tr> <tr><td>WEIGHT</td><td>2.7KG</td></tr> <tr><td>CAPACITY</td><td>2.0KG NOVEC 1230</td></tr> <tr><td>HOMOLOGATION</td><td>FIA EX.043.17</td></tr> <tr><td>FIA STANDARD</td><td>FIA LIST 16</td></tr> </table>	106-001-006 - CD REMOTE (CIRCUIT CAR)		COLLECTION	ZERO 360	LENGTH	219MM INC HEAD	DIAMETER	108MM	WEIGHT	2.7KG	CAPACITY	2.0KG NOVEC 1230	HOMOLOGATION	FIA EX.043.17	FIA STANDARD	FIA LIST 16
106-001-007 - MECHANICAL																																																																			
COLLECTION	ZERO 360																																																																		
LENGTH	324MM INC HEAD																																																																		
DIAMETER	125MM																																																																		
WEIGHT	4.5KG CYLINDER ONLY																																																																		
CAPACITY	3.0KG NOVEC 1230																																																																		
HOMOLOGATION	FIA EX.042.17																																																																		
FIA STANDARD	FIA LIST 16																																																																		
106-001-008 - ELECTRICAL																																																																			
COLLECTION	ZERO 360																																																																		
LENGTH	297MM INC HEAD																																																																		
DIAMETER	125MM																																																																		
WEIGHT	3.9KG CYLINDER ONLY																																																																		
CAPACITY	3.0KG NOVEC 1230																																																																		
HOMOLOGATION	FIA EX.042.17																																																																		
FIA STANDARD	FIA LIST 16																																																																		
106-001-003 - CD REMOTE (FORMULA CAR)																																																																			
COLLECTION	ZERO 360																																																																		
LENGTH	230MM INC HEAD																																																																		
DIAMETER	90MM																																																																		
WEIGHT	2.2KG CYLINDER ONLY																																																																		
CAPACITY	1.5KG NOVEC 1230																																																																		
HOMOLOGATION	FIA EX.044.17																																																																		
FIA STANDARD	FIA LIST 16																																																																		
106-001-006 - CD REMOTE (CIRCUIT CAR)																																																																			
COLLECTION	ZERO 360																																																																		
LENGTH	219MM INC HEAD																																																																		
DIAMETER	108MM																																																																		
WEIGHT	2.7KG																																																																		
CAPACITY	2.0KG NOVEC 1230																																																																		
HOMOLOGATION	FIA EX.043.17																																																																		
FIA STANDARD	FIA LIST 16																																																																		
																																																																			
<table border="1"> <tr><th colspan="2">106-001-009 - CD REMOTE (RALLY CAR)</th></tr> <tr><td>COLLECTION</td><td>ZERO 360</td></tr> <tr><td>LENGTH</td><td>274MM INC HEAD</td></tr> <tr><td>DIAMETER</td><td>108MM</td></tr> <tr><td>WEIGHT</td><td>3.9KG</td></tr> <tr><td>CAPACITY</td><td>3.0KG NOVEC 1230</td></tr> <tr><td>HOMOLOGATION</td><td>FIA EX.043.17</td></tr> <tr><td>FIA STANDARD</td><td>FIA LIST 16</td></tr> </table>	106-001-009 - CD REMOTE (RALLY CAR)		COLLECTION	ZERO 360	LENGTH	274MM INC HEAD	DIAMETER	108MM	WEIGHT	3.9KG	CAPACITY	3.0KG NOVEC 1230	HOMOLOGATION	FIA EX.043.17	FIA STANDARD	FIA LIST 16	<table border="1"> <tr><th colspan="2">105-001-019 - FIA TECHNICAL LIST 52</th></tr> <tr><td>COLLECTION</td><td>ZERO 275</td></tr> <tr><td>LENGTH</td><td>308MM</td></tr> <tr><td>DIAMETER</td><td>125MM</td></tr> <tr><td>WEIGHT</td><td>2.6KG CYLINDER ONLY</td></tr> <tr><td>CAPACITY</td><td>TBC</td></tr> <tr><td>HOMOLOGATION</td><td>FIA EX.018.18</td></tr> <tr><td>FIA STANDARD</td><td>FIA LIST 52</td></tr> </table>	105-001-019 - FIA TECHNICAL LIST 52		COLLECTION	ZERO 275	LENGTH	308MM	DIAMETER	125MM	WEIGHT	2.6KG CYLINDER ONLY	CAPACITY	TBC	HOMOLOGATION	FIA EX.018.18	FIA STANDARD	FIA LIST 52	<table border="1"> <tr><th colspan="2">ZERO 2000 HANDHELD EXTINGUISHERS</th></tr> <tr><td>1.0L AFFF</td><td>201-100-001 GARAGE/WORKSHOP</td></tr> <tr><td>1.75L AFFF</td><td>201-100-002 NATIONAL RALLYING</td></tr> <tr><td>2.4L AFFF</td><td>201-100-003 INTERNATIONAL RALLYING</td></tr> </table>	ZERO 2000 HANDHELD EXTINGUISHERS		1.0L AFFF	201-100-001 GARAGE/WORKSHOP	1.75L AFFF	201-100-002 NATIONAL RALLYING	2.4L AFFF	201-100-003 INTERNATIONAL RALLYING	<table border="1"> <tr><th colspan="2">ZERO 360 HANDHELD EXTINGUISHERS</th></tr> <tr><td>1.0KG NOVEC 1230</td><td>207-101-001 GARAGE/WORKSHOP</td></tr> <tr><td>2.0KG NOVEC 1230</td><td>207-101-002 NATIONAL RALLYING</td></tr> <tr><td>3.0KG NOVEC 1230</td><td>207-101-003 INTERNATIONAL RALLYING</td></tr> </table>	ZERO 360 HANDHELD EXTINGUISHERS		1.0KG NOVEC 1230	207-101-001 GARAGE/WORKSHOP	2.0KG NOVEC 1230	207-101-002 NATIONAL RALLYING	3.0KG NOVEC 1230	207-101-003 INTERNATIONAL RALLYING																
106-001-009 - CD REMOTE (RALLY CAR)																																																																			
COLLECTION	ZERO 360																																																																		
LENGTH	274MM INC HEAD																																																																		
DIAMETER	108MM																																																																		
WEIGHT	3.9KG																																																																		
CAPACITY	3.0KG NOVEC 1230																																																																		
HOMOLOGATION	FIA EX.043.17																																																																		
FIA STANDARD	FIA LIST 16																																																																		
105-001-019 - FIA TECHNICAL LIST 52																																																																			
COLLECTION	ZERO 275																																																																		
LENGTH	308MM																																																																		
DIAMETER	125MM																																																																		
WEIGHT	2.6KG CYLINDER ONLY																																																																		
CAPACITY	TBC																																																																		
HOMOLOGATION	FIA EX.018.18																																																																		
FIA STANDARD	FIA LIST 52																																																																		
ZERO 2000 HANDHELD EXTINGUISHERS																																																																			
1.0L AFFF	201-100-001 GARAGE/WORKSHOP																																																																		
1.75L AFFF	201-100-002 NATIONAL RALLYING																																																																		
2.4L AFFF	201-100-003 INTERNATIONAL RALLYING																																																																		
ZERO 360 HANDHELD EXTINGUISHERS																																																																			
1.0KG NOVEC 1230	207-101-001 GARAGE/WORKSHOP																																																																		
2.0KG NOVEC 1230	207-101-002 NATIONAL RALLYING																																																																		
3.0KG NOVEC 1230	207-101-003 INTERNATIONAL RALLYING																																																																		
																																																																			
<table border="1"> <tr><th colspan="2">ZERO 2020/2000 RALLY PACKS</th></tr> <tr><td>106-400-006 RALLY PACK MECHANICAL</td><td>1 X 106-001-011 & 1 X 201-100-003</td></tr> <tr><td>106-400-007 RALLY PACK ELECTRICAL</td><td>1 X 106-001-012 & 1 X 201-100-003</td></tr> </table>	ZERO 2020/2000 RALLY PACKS		106-400-006 RALLY PACK MECHANICAL	1 X 106-001-011 & 1 X 201-100-003	106-400-007 RALLY PACK ELECTRICAL	1 X 106-001-012 & 1 X 201-100-003	<table border="1"> <tr><th colspan="2">ZERO 360 RALLY PACKS</th></tr> <tr><td>105-300-001 RALLY PACK MECHANICAL</td><td>1 X 106-001-007 & 1 X 920-200-003</td></tr> <tr><td>105-300-002 RALLY PACK ELECTRICAL</td><td>1 X 106-001-008 & 1 X 920-200-003</td></tr> </table>	ZERO 360 RALLY PACKS		105-300-001 RALLY PACK MECHANICAL	1 X 106-001-007 & 1 X 920-200-003	105-300-002 RALLY PACK ELECTRICAL	1 X 106-001-008 & 1 X 920-200-003																																																						
ZERO 2020/2000 RALLY PACKS																																																																			
106-400-006 RALLY PACK MECHANICAL	1 X 106-001-011 & 1 X 201-100-003																																																																		
106-400-007 RALLY PACK ELECTRICAL	1 X 106-001-012 & 1 X 201-100-003																																																																		
ZERO 360 RALLY PACKS																																																																			
105-300-001 RALLY PACK MECHANICAL	1 X 106-001-007 & 1 X 920-200-003																																																																		
105-300-002 RALLY PACK ELECTRICAL	1 X 106-001-008 & 1 X 920-200-003																																																																		

SPARES FOR ZERO 2020 & ZERO 360 SYSTEMS

PART NO:	DESCRIPTION	PART NO:	DESCRIPTION
935-100-001	6FT CABLE T HANDLE	941-000-001	POWER PACK ZERO 2020 & 360
935-100-002	12FT CABLE T HANDLE	942-100-004	INTERNAL/EXTERNAL SWITCH 2020 & 360
951-101-008	8MM DEKABON TUBE	943-101-001	PLUG & SWITCH ZERO 2020 & 360
951-200-002	DEKABON TUBE CLIPS	935-300-001	6-10MM HEATPROOF OVERBRAID
990-100-001	DECAL PACK	955-300-015	ZERO 2020 NOZZLE 8MM
952-408-001	8MM T CONNECTOR	955-300-003	ZERO 360 NOZZLE 8MM
952-408-002	8MM BULKHEAD CONNECTOR	920-100-054	BRACKET & STRAPS ZERO 2020
952-408-007	8MM 4 WAY CROSS CONNECTOR	920-100-008FIA	BRACKET & STRAPS ZERO 360



Set Up & Pit Equipment



OUR SUPPLIERS

Intercomp
RACING SYSTEMS

RACETECH

RACEPARTS

EG Racing

capit
PERFORMANCE

STÄUBLI

AP RACING

paoli
PIT STOP

TRS
MOTORSPORT EQUIPMENT

KRONTEC
Fitting & Hose Systems

SET UP & PIT EQUIPMENT

INTERCOMP RACING SCALES & PIT/SETUP EQUIPMENT	122-123
BG RACING JACKS, TROLLEYS PIT EQUIPMENT, HUBSTANDS	124-125
RACEPARTS RACECAR NUMBERS, PENS & BOTTLES	125
PAOLI WHEEL GUNS & ACCESSORIES	126
CAPIT TYRE WARMERS	126
AP RACING AIR JACKS & ACCESSORIES	127
STÄUBLI AIR JACK ACCESSORIES	127
KRONTEC AIR JACK LANCES, VALVES & ACCESSORIES	127
ADA, RACETECH & RACEPARTS PIT/SETUP EQUIPMENT	128

FOR REFUELLING BOTTLES SEE PAGE 70
FOR LOCKWIRE & TYRAPS SEE PAGE 74
FOR TAPES SEE PAGE 75

INTERCOMP RACING SCALES & ACCESSORIES



170125 WIRED E-Z WEIGH SCALES

Complete wired scale system. View any combination of scale pad weight and percentages, calculate center of gravity, check baseline setup, store 100 chassis setups, and display setups to .1% accuracy. Intercomp Racing SW500 E-Z Weigh scale systems include strong T-6061 aluminum 15"x15"x2.5" billet scale pads with 700kg pad capacity & 2,800kg system capacity. Comes with wired display, display case, and a standard 9-volt battery. For deluxe version including scale pad case and software CD use part # 170124.



170319 WIRELESS QUIK WEIGH SCALES

Complete wireless scale system. View any combination of scale pad weights and percentages (displayed in hundredths), calculate center of gravity, check baseline setup, store 100 chassis setups, and display setups to .1% percent accuracy. Intercomp Racing SW650RFQ Quik Weigh scale systems include strong T-6061 aluminum 15"x15"x2.5" billet scale pads with 700kg pad capacity & 2,800kg system capacity. Comes with wireless display (which can transmit data to a wireless device via bluetooth) and re-chargeable batteries, display case, and battery charger.



170320 WIRELESS PROFESSIONAL WEIGH SCALES

Complete wireless scale system. View any combination of scale pad weights and percentages (displayed in hundredths), calculate center of gravity, check baseline setup, store 100 chassis setups, and display setups to .1% percent accuracy. Intercomp Racing SW777RFQ Professional scale systems include strong T-6061 aluminum 15"x15"x2.5" billet scale pads (and scale pad case) with 700kg pad capacity & 2,800kg system capacity. Comes with wireless display (which can transmit data to a wireless device via bluetooth) and re-chargeable batteries, raceweigh software CD & wireless node, display case, and battery charger.



170154 PC WIRELESS SCALES SYSTEM

Complete wireless scale system. View any combination of scale pad weights and percentages (displayed in hundredths), calculate center of gravity, check baseline setup, store 100 chassis setups, and display setups to .1% percent accuracy. Intercomp Racing SW787RFQ PC Wireless scale systems include strong T-6061 aluminum 15"x15"x2.5" billet scale pads (and scale pad case) with 700kg pad capacity & 2,800kg system capacity. Comes with wireless weighing technology to transmit data from the scale pads to a PC (compatible with windows 7, 8 & 10).

QUIK RACK LIGHTWEIGHT SCALE RACK

Corner weight scale rack precision machined out of super dense foam making it light weight and easy to transport. The system is designed to work with 2.5" high scales and includes ramps, bridges, adjustable pontoons and front roll offs. Supports up to 6000lb (2721kg) vehicle weight.



PART NO:	DESCRIPTION
171000	QUIK RACK ONLY (LEVELLERS NOT INCLUDED)
171001	QUIK RACK INCLUDING LEVELLERS

SCALE PAD LEVELLER - SET OF 4

Set of Four levelling feet with up to 2" (50mm) of Vertical Adjustability. For any 15" x 15" (381 x 381mm) Scale Pad with a 2.5" (64mm) or 4" (100mm) Profile. High-Quality Steel Construction with a Powder Coat Finish



PART NO:	DESCRIPTION
100344	SET OF 4 FOR 2.5" OR 4" PROFILE PADS

SCALE PAD LEVELLER W/ROLL OFF PAD

Scale Pad leveller with Roll-off pad. Designed to fit any 15" Scale pad with 2.5" pad thickness. Enables the car to be rolled on and off the scale pad with little effort. Aluminium construction. Dimensions 31" x 15.5".



PART NO:	DESCRIPTION
170133	SET OF 4 FOR 2.5" PROFILE PADS

QUIK RAMP SCALE RAMPS - SET OF 4

Set of Four Quik Ramp lightweight scale ramps. 14"L x 2.5"H x 12"W (360x64x305mm) with a 7.8° Incline to make pulling up on to the scales easier. Solid Construction, Supports up to a 6,000lb (2,800kg) Vehicle with a Textured Exoskeleton to provides extra strength & prevent slipping.



PART NO:	DESCRIPTION
171002	SET OF 4 QUICK RAMPS

LASER LEVELLING SYSTEM

Laser Levelling system for Scale pads. Level pads, Roll-offs or setup racks. Laser sighting with virtually unlimited range. Compatible with all scale systems. Includes case & Laser-Enhancing Glasses



PART NO:	DESCRIPTION
171007	LASER LEVELLING SYSTEM

QUIK RAMPS W/ ROLL-OFF - SET OF 4

Set of four Quik Ramp lightweight scale ramps with a 7.8° Incline and 12" roll-off area. The solid construction supports a vehicle up to 6,000lb (2,800KG). With a textured exoskeleton that provides extra strength & prevent slipping.



PART NO:	DESCRIPTION
171005	SET OF 4 QUICK RAMPS WITH ROLL-OFF

SCALE CART

High quality strong and lightweight scale cart. Can accommodate any combination of 6 scale pads or turn plates in 2.5" or 4" profiles along with any cables & controller.



PART NO:	DESCRIPTION
100346	SCALE CART

ALUMINIUM SCALE RAMPS - SET OF 4

Set of Four lightweight aluminium scale ramps. Low-Profile Ramp for 2.5" (64mm) Scale Pads only. Dimensions: 15" x 15" (381 x 381mm).



PART NO:	DESCRIPTION
100342	SET OF 4 FOR 2.5" OR 4" PROFILE PADS



INTERCOMP PIT EQUIPMENT

MECHANICAL TURN PLATES

Mechanical lightweight aluminium turn plates with multiple direction X & Y Movement with range from $\pm 35^\circ$ (70° Total) in 0.1° increments. The plates can be zeroed with the car in place and can take several easy measurements to be used for alignment including caster/camber & ackerman).

PART NO:	DESCRIPTION
102007	MECHANICAL TURN PLATES SET OF TWO



DIGITAL TURN PLATES

Digital lightweight aluminium turn plates with multiple direction X & Y Movement with range from $\pm 35^\circ$ (70° Total) in 0.1° increments. The plates can be zeroed with the car in place and can take several easy measurements to be used for alignment including caster/camber & ackerman).

PART NO:	DESCRIPTION
102191	DIGITAL TURN PLATES SET OF TWO



BUBBLE CASTOR/CAMBER GAUGE

Intercomp Bubble Castor/Camber gauge is the industry's highest accuracy. Billet CNC machined aluminium housing with easy to read bubble display. Measures -6 to +6 degrees of Camber and -8 to +8 degrees of Castor with 0.25 degree accuracy.

PART NO:	DESCRIPTION
102010	CASTOR/CAMBER W/CASE & MAGNETIC ADAPTOR
102011	CASTOR/CAMBER W/CASE (NO ADAPTOR)



RIM CLAMPS

Rim clamps for use with Camber/Castor 100005 or 102010 gauges with the magnetic adaptor. Fits almost any size wheel. Commercial grade rugged design guarantees a secure fit.

PART NO:	DESCRIPTION
100007	RIM CLAMP FOR 13" / 18" WHEELS
100009	RIM CLAMP FOR 16" / 25" WHEELS



DIGITAL CASTOR/CAMBER GAUGE

Digital Castor/Camber gauge with backlight. Indicates to 1/10° and has a $\pm 20^\circ$ castor/camber reading. Up to 10 times greater accuracy than traditional competitors bubble gauges. Lightweight, aluminium design, with auto shut off.

PART NO:	DESCRIPTION
100005	CASTOR/CAMBER W/CASE & MAGNETIC ADAPTOR
100008	CASTOR/CAMBER W/CASE (NO ADAPTOR)



DIGITAL ANGLE GAUGE

Locate angles digitally. Has large LCD display with magnetic base & sides. Reads from 0°-90° in 0.05° increments. The display rotates 180° and is backlit for night use. Internal battery with USB charging cable.

PART NO:	DESCRIPTION
102144	DIGITAL ANGLE GAUGE



DELUXE PYROMETER

Deluxe pyrometer, with a temperature range of 0°-1,500°F (-18°-815°C). Indication to 2,000°F (1,093°C) (brake probe optional). Indication is available in 1° or 0.1° increments. Comes with a flexible coiled probe cord and case.

PART NO:	DESCRIPTION
360012	DELUXE PYROMETER



"DUNLOP" STYLE WHEEL ADAPTER

Heavy-duty construction. Fits most size wheels from 5" to 24" diameters. An ideal tool for any competitive motorsport set-up process. Great tool for repair shops or expensive aluminium wheel applications. Includes Intercomp's digital angle gauge to read A-Frame angles, pinion angles & spoiler angles. Can be used with digital or bubble camber castor gauges.

PART NO:	DESCRIPTION
360202	DUNLOP WHEEL ADAPTOR W/ DIGITAL GAUGE



INFRA-RED TEMPERATURE GUN

Infrared laser temperature gun, can read temperatures from -50 to + 550 degrees Celsius within an accuracy of + or - 2 degrees. Comes with a backlit display and includes a protective pouch.

PART NO:	DESCRIPTION
360018-E	INFRARED TEMPERATURE GUN AND POUCH



THERMAL IMAGER

Thermal imager gun, can read temperatures from -4° to 575°F (-20° to 300°C) with an accuracy $\pm 2\%$ of reading and .25°F (.15°C) sensitivity. Saves images to a micro-SD card and comes with 4 AA batteries and a protective pouch.

PART NO:	DESCRIPTION
175000	THERMAL IMAGER



FILL & BLEED TYRE PRESSURE GAUGE

This ultra quick, high accuracy, digital gauge attaches directly to the air or nitrogen hose. Easy to read, 0.5" displays in PSI, BAR & kg/cm². Selectable in 0.01 increments. Accuracy of 0.1%, includes thumb operated bleed button, 45 degree swivel chuck, backlit display and a carry case.

PART NO:	DESCRIPTION
360094	DIGITAL TYRE PRESSURE GAUGE (0-150PSI)



DIGITAL TYRE PRESSURE GAUGE

This ultra quick, high accuracy, digital gauge attaches directly to the air or nitrogen hose. Easy to read, 0.5" displays in PSI, BAR & kg/cm². Selectable in 0.01 increments. Accuracy of 0.1%, includes thumb operated bleed button, 45 degree swivel chuck, backlit display and a carry case.

PART NO:	DESCRIPTION
360045	DIGITAL TYRE PRESSURE GAUGE (99.9 PSI)



ULTRA DELUXE TYRE GAUGE - BAR

These 4" analog glow in the dark air pressure gauges include a high-quality, thumb operated bleeder and nozzle. High visibility with major and minor graduation marks.

PART NO:	DESCRIPTION
360072	TYRE PRESSURE GAUGE (0-2 BAR)
360073	TYRE PRESSURE GAUGE (0-4 BAR)



ULTRA DELUXE TYRE GAUGE - PSI

These 4" analog glow in the dark air pressure gauges include a high-quality, thumb operated bleeder and nozzle. High visibility with major and minor graduation marks.

PART NO:	DESCRIPTION
360060	TYRE PRESSURE GAUGE (0-60 PSI)
360078	TYRE PRESSURE GAUGE (0-100 PSI)



DIGITAL COIL SPRING TESTER

Portable, digital force with travel indication. Large 0.5" (13mm) display knurled pressure relief knob. Peak hold feature. Quick, single pin vertical adjustment. Handles flat/coil-over springs up to 6" (150mm) in diameter & 18" (457mm) high standard 9-volt battery operation.

PART NO:	DESCRIPTION
100061	2'000 LB (1'000 KG) CAPACITY
100059	5'000 LB (2'500 KG) CAPACITY



DIGITAL VALVE SPRING TESTER

Portable, digital force with travel indication. Peak hold feature saves maximum reading. Excellent for testing valve, clutch, shock & pressure. Measures relief springs up to 2" (50mm) in diameter. Readout in 0.2lb increments. standard 9-Volt battery operated.

PART NO:	DESCRIPTION
100058	DIGITAL VALVE SPRING TESTER





QUICK LIFT JACKS

Designed with durability and ease of use in mind, B-G Racing Quick Lift Jacks have been manufactured to suit a wide range of cars. The jacks feature very low closed height and made from high-grade mild steel powder coated silver.

PART NO:	DESCRIPTION
BGR154P	RALLY 400KG LIMIT, 295MM LIFT, 55MM CLOSED
BGR155P	SALOON 300KG LIMIT, 210MM LIFT, 50MM CLOSED
BGR156P	LONG FORMULA 300KG LIMIT 210MM LIFT, 50MM CLOSED
BGR157P	SHORT FORMULA 300KG LIMIT 210MM LIFT 50MM CLOSE



FORMULA REAR SWIVEL JACK

The B-G Racing Formula Rear Swivel Jack is designed to fit any single-seater with jack-locating lugs on the gearbox or rear wing. Featuring a revised design, the handle now splits into two halves for easier transportation/storage.

PART NO:	DESCRIPTION
BGR153P	FORMULA REAR SWIVEL JACK



BATTERY TROLLEYS

Tough and durable, the B-G Racing Battery Trolley is expertly designed for quick and easy movement, making it ideal for transporting a slave battery around the pits, paddock and workshop. Made from high grade mild steel powder coated silver.

PART NO:	DESCRIPTION
BGR100P	SINGLE TRAY BATTERY TROLLEY
BGR101P	DOUBLE TRAY BATTERY TROLLEY



CHASSIS STANDS

The Chassis Stands are robustly manufactured from high-grade mild steel with a silver grey powder-coated finish for long-term durability. Stands come complete as a pair have been created to fulfil a wide range of requirements.

PART NO:	DESCRIPTION
BGR125P	24" CHASSIS STANDS PAIR, 300KG MAX LOAD EACH
BGR126P	18" CHASSIS STANDS PAIR, 300KG MAX LOAD EACH
BGR127P	7" CHASSIS STANDS PAIR, 300KG MAX LOAD EACH
BGR128P	6" CHASSIS STANDS PAIR, 300KGS MAX LOAD EACH



PIT BOARDS

The Pit Board Kit includes a 4 row ergonomic tubular frame pit board (manufactured from lightweight aluminium), a high vis number/letter set and a durable nyloc fabric bag with carry handles and internal pockets.

PART NO:	DESCRIPTION
BGR260G	PIT BOARD KIT - BAG, BOARD & GREEN NUMBERS
BGR260O	PIT BOARD KIT - BAG, BOARD & ORANGE NUMBERS
BGR261	SPARE PIT BOARD 4 ROW ALUMINIUM
BGR263	SPARE PIT BOARD BAG
BGR262G	SPARE NUMBER SET GREEN
BGR262O	SPARE NUMBER SET ORANGE



INFRARED THERMOMETER

This Infrared Thermometer Gun is both compact and lightweight featuring a laser sight, Celsius/Fahrenheit selection and adjustable emissivity, it's a fast and highly accurate pyrometer giving instant non-contact surface temperature readings from -50 to 800°C (-58 to 1472°F).

PART NO:	DESCRIPTION
BGR512	INFRARED THERMOMETER GUN -50C to 800C



LOW RISE VEHICLE RAMPS

They are ideal for use on lowered vehicles and race cars because the Low Rise Vehicle Ramps elevate the car an additional 70mm off the ground allowing for easier and safer access for trolley jacks to the underside of such vehicles.

PART NO:	DESCRIPTION
BGR225	LOW RISE VEHICLE RAMPS



FOLDING WORK STATION

The Folding Work Station is a must have product for all workshops with its multi-functioning capabilities. The folding function also makes transportation easy and keeps storage space to a minimum.

PART NO:	DESCRIPTION
BGR109P	FULL SIZE FOLDING WORK STATION



CAMBER FRAME

The B-G Racing Aluminium Camber Frame is produced from aluminium with a durable black powder coated finish and can be supplied with the B-G Racing Digital Dual Axis Angle Gauge (BGR304) offering quick and simple camber measurement for both left and right handed users on vehicles with wheel rim sizes up to 20" diameter.

PART NO:	DESCRIPTION
BGR307	ALUMINIUM CAMBER FRAME INC BGR304 GAUGE
BGR307FR	BG RACING ALUMINIUM CAMBER FRAME ONLY
BGR307BAG	BAG FOR BG RACING CAMBER FRAME
BGR304	DIGITAL DUAL AXIS ANGLE GAUGE



FOLDING PIT TROLLEY'S

The Folding Pit Trolley folds down to take up minimal storage space when being transported to the circuit but when unfolded, it is spacious enough to transport wheels, tyres, tools and even Euro bins round the paddock and workshop.

PART NO:	DESCRIPTION
BGR106P	FULL SIZE FOLDING PIT TROLLEY
BGR107P	MINI FOLDING PIT TROLLEY



WHEEL & TYRE TROLLEYS

This sturdy powder coated Wheel & Tyre Trolley is equally practical for transport in the pit/paddock or for storage back at the workshop. A-frame for towing available separately.

PART NO:	DESCRIPTION
BGR112P	A FRAME FOR WHEEL & TYRE TROLLEY
BGR110P	WHEEL & TYRE TROLLEY INTERNAL LENGTH 1300MM
BGR111P	WHEEL & TYRE TROLLEY INTERNAL LENGTH 1500MM
BGR123P	WHEEL & TYRE TROLLEY INTERNAL LENGTH 1600MM



STRING LINE KIT

B-G String Lines are the easiest and most accurate way to achieve four wheel alignment. The frames are fully adjustable to allow fitment to a wide range of cars and attaches to the vehicle using the hooking feet which are interchangeable to all of the tubes in the kit. B-G String Lines are suitable to cars of different widths.

PART NO:	DESCRIPTION
BGR200	BG RACING STRING LINE KIT
BGR201	BG RACING STRING REEL
BGR200BAG	BG RACING BAG FOR STRING LINE KIT





HUB STANDS

This advanced and proven piece of equipment enables complete suspension and alignment set-up (ride heights, camber and toe angles) at the hub, without the wheels and tyres being attached to the vehicle. With HUBStands, set-up is far quicker and more precise than using tyres to take measurements, with accuracy being measured to within 0.1 degree. The stands eliminate the need to constantly roll the car on and off the scales, greatly reducing the set-up time.

HUBStands Proline setup wheels are height adjustable with a 15cm x 30cm base fitted with low resistance, high load roller bearing wheels. Each set of four HUBStands comes with one type of multi-pattern hub plate that fits more than one bolt pattern per set. The interchangeable plates are available in a wide range of configurations and combinations to fit most makes, the majority of 4 & 5 bolt patterns and also a small selection of hubs with centre locking nuts.

Each set also includes four unique 650mm long Toe Sticks, precisely machined to fit perfectly parallel to the hub face at the top of the plates for "stringing", or at the bottom of the HUBStands for measuring total toe and four stainless steel safety plates to prevent the HUBStand from rolling off the scale.



PART NO:	DESCRIPTION
BGR-HS*	HUBSTANDS PROLINE WITH HIGH LOAD ROLLER BEARINGS



RACECAR NUMBERS

Available in 9" or 11" slimline and white or black. GP and Rounded styles 11" black only.

PART NO:	DESCRIPTION
RPNUGP	G.P NUMBER SET 11"
RPRO	ROUNDED NUMBER SET 11"
RPNUSL	SLIMLINE NUMBER SET 11"
RPNUSLW	SLIMLINE NUMBER SET WHITE 11"
RPNUSL9	SLIMLINE NUMBER SET 9"
RPNUSL9W	SLIMLINE NUMBER SET WHITE 9"
RPNU	INDIVIDUAL NUMBERS 11"
RPNUW	INDIVIDUAL NUMBERS 11" WHITE
RPNU9	INDIVIDUAL NUMBERS 9"
RPNU9W	INDIVIDUAL NUMBERS 9" WHITE
RPNURO	ROUND WHITE BACKGROUND
RPSQ	SQUARE WHITE BACKGROUND



HIGH VIS RACECAR NUMBERS

Available in 150mm for the front/rear window or 200mm for the side window as per the newest regulations and compliant with MSA 11.4.1 & 11.4.2.

PART NO:	DESCRIPTION
S150-*	INDIVIDUAL NUMBER HIGH VIS 150MM
S200-*	INDIVIDUAL NUMBER HIGH VIS 200MM



RACECAR STICKERS

PART NO:	DESCRIPTION
NOVSTI	NOVICE STICKER
SAFSTI	SAFETY STICKER SHEET
ESTICKER	E (EXTINGUISHER) STICKER



TYRE PENS

Tyre Pen is a unique, liquid tyre paint marker, manufactured by Tyreart in a range of 11 brilliant opaque colours. Whilst this easy to use pen was designed as a tyre marker, it will also mark virtually any other surface.

PART NO:	DESCRIPTION
VAMWHI	WHITE TYRE PEN
VAMYEL	YELLOW TYRE PEN
VAMSIL	SILVER TYRE PEN
VAMRED	RED TYRE PEN
VAMBLU	BLUE TYRE PEN
VAMGRE	GREEN TYRE PEN
VAMORA	ORANGE TYRE PEN
VAMPIN	PINK TYRE PEN



ETCHING PENS

Etch pen for permanent etching of codes, sizes and identification references on metal surfaces. Suitable for use on alloy, stainless steel, iron, copper and gun metal. For light marking make only a single pass, for heavier marking make repeated passes.

PART NO:	DESCRIPTION
ETCPEN	ETCHING PEN



TUFF JUGS

10 & 20L Tuff jugs with a plastic dry break and internal vent tube. This self-regulating refuelling bottle allows 20 litres of fuel to be dumped, no hassle, no spillage in 45 seconds from a 20 litre container.

PART NO:	DESCRIPTION
TUFFJUG10	10L WHITE TUFF JUG
TUFFJUG20	20L WHITE TUFF JUG
TUFFHEAD	SPARE TUFF JUG HEAD
OTHER COLOURS AVAILABLE FOR SPECIAL ORDER	



PUMP SPRAY BOTTLE

1 Litre plastic pump action spray bottle perfect for use with brake & clutch cleaner. 5L bottles of brake & clutch cleaner available - see fluids section.

PART NO:	DESCRIPTION
PMPSPRBTL	1L PUMP SPRAY BOTTLE



PRIMER BOTTLE

150ml primer bottle for filling with fuel and engine priming. The quick twist metal valve prevents accidental fuel spillage.

PART NO:	DESCRIPTION
PRIBTL	150ML PRIMER BOTTLE





PAOLI WHEEL GUNS & ACCESSORIES

Dino Paoli SRL are the market leader in wheel guns supplying all of the top echelons of Motorsport. Paoli wheel guns are smaller, lighter and more efficient than conventional guns. Below is a selection of the most popular wheel guns and accessories. For more details please call or email.



DP6000 CLASSIC - F1/F2	
DRIVE	1.00"
WEIGHT	3.50KG
LENGTH	198MM
RPM @ 25 BAR	14,700RPM
MAX TORQUE	4,200NM
INLET	3/8BSP



DP5000 TI MKII - INDY	
DRIVE	1.00"
WEIGHT	3.43KG
LENGTH	198MM
RPM @ 25 BAR	14,500RPM
MAX TORQUE	3,800NM
INLET	3/8BSP



DP6000 BIAS - ENDURANCE	
DRIVE	1.00"
WEIGHT	3.68KG
LENGTH	198MM
RPM @ 25 BAR	14,300RPM
MAX TORQUE	3,900NM
INLET	3/8BSP



DP2000SE - F2	
DRIVE	1.00"
WEIGHT	3.90KG
LENGTH	186MM
RPM @ 20 BAR	9,500RPM
MAX TORQUE	2,500NM
INLET	3/8BSP



DP177SFE - GT/ENDURANCE	
DRIVE	1.00"
WEIGHT	4.20KG
LENGTH	193MM
RPM @ 20 BAR	10,000RPM
MAX TORQUE	1,900NM
INLET	3/8BSP



RED DEVIL 2.0 - TOURING CARS	
DRIVE	0.500"
WEIGHT	2.40KG
LENGTH	192MM
RPM @ 12 BAR	12,000RPM
MAX TORQUE	1,000NM
INLET	1/4NPT



TYPHOON - ALL	
DRIVE	0.500"
WEIGHT	3.66KG
LENGTH	231MM
VOLTAGE	20.0V
MAX TORQUE	880NM
INLET	N/A - BATTERY




PAOLI ACCESSORIES



TYRE WARMERS

Capit tyre warmers are the choice of more professional race teams than any other warmers on the market and for good reason. Their patented unique Full-Warm construction method provides uniform heating of the tyres to the optimum temperature in only 30 minutes. These warmers offer 40 percent more heating surface than the competition. Features include: Special woven heating cable spaced every 15mm, Energy saving fire resistant inner liner, Water resistant even in extreme weather, Increased abrasion resistance for greater durability. LED power indicator illuminates and switches off. Also includes the revolutionary Capit heat spreader fabric. Warmers are available either with a self regulated setting to 85°C or for use with a control box (LEO) adjustable from 20°C to 150°C.



TYRE WARMERS FOR CAR - PLUG VERSION SET TO 85°C			
PART NO:	DESCRIPTION	TYRE WIDTH	CIRCUMFERENCE
TWK11	PAIR OF WARMERS KART FRONT	150MM-260MM	860MM-880MM
TWK12	PAIR OF WARMERS KART REAR	210MM-290MM	910MM-930MM
TWA21XS	PAIR OF WARMERS CAR X.SMALL	180MM-240MM	1670MM-1800MM
TWA22S	PAIR OF WARMERS CAR SMALL	210MM-300MM	1880MM-1980MM
TWA23M	PAIR OF WARMERS CAR MEDIUM	200MM-240MM	1920MM-2100MM
TWA24L	PAIR OF WARMERS CAR LARGE	265MM-305MM	1900MM-2100MM
TWA25XL	PAIR OF WARMERS CAR X.LARGE	250MM-350MM	2000MM-2250MM
TWA26XXL	PAIR OF WARMERS CAR XXL	300MM-440MM	2100MM-2250MM

TYRE WARMERS FOR CAR - LEO VERSION CONTROL BOX ADJUSTABLE FROM 20°C TO 150°C			
PART NO:	DESCRIPTION	TYRE WIDTH	CIRCUMFERENCE
TWA31XS	PAIR OF WARMERS CAR X.SMALL	180MM-240MM	1670MM-1980MM
TWA32S	PAIR OF WARMERS CAR SMALL	210MM-300MM	1800MM-1980MM
TWA33M	PAIR OF WARMERS CAR MEDIUM	200MM-240MM	1920MM-2080MM
TWA34L	PAIR OF WARMERS CAR LARGE	265MM-305MM	1190MM-2100MM
TWA35XL	PAIR OF WARMERS CAR X.LARGE	250MM-350MM	2000MM-2250MM
TWA36XXL	PAIR OF WARMERS CAR XXL	300MM-440MM	2100MM-2250MM
TWA37XXXL	PAIR OF WARMERS CAR XXXL	270MM-370MM	>2045MM

ACCESSORIES	
PART NO:	DESCRIPTION
WER004	THERMOCONTROLLER FOR 1 SET LEO VERSION INC 4 X 3M CABLES
WTV004	WARMER SIDE COVER EACH (SAME COLOUR OF THE TYREWARMER)






KRONTEC AIR JACK LANCES & CONNECTING VALVES

Krontec easy push air lance system uses a powerless coupling process up to 40 BAR. The stop valve (On a connecting valve) allows the car to stay up when disconnected from the lance.

PART NO:	DESCRIPTION
LL-03	LANCE, 0-40 BAR, EASY PUSH, M16 X 1.5 THREAD
LL-16	CONNECTING VALVE, -6 MALE WITH INTEGRATED STOP VALVE
LL-12	CONNECTING VALVE, -6 MALE THREAD
LL-13	CONNECTING VALVE, -6 MALE THREAD WITH STOP VALVE
LL-15	CONNECTING VALVE, 3/8 NPT THREAD
LL-16 PLUS	-6 CONNECTION VALVE WITH BOTTOM TO HOSE



AP RACING AIR JACKS & ACCESSORIES

AP Racing's Air Jacks are lightweight and reliable. They are available in different sizes and stroke configurations to suit the widest possible range of lift heights and vehicle weights. A range of accessories including exhaust valves, safety props, lances and connectors are available.

CP3985 FAST AIRJACK				
PART NO:	BORE(MM)	STROKE(MM)	LIFT(KG) @ 20 BAR	WEIGHT(KG)
CP3985-150	54	150	675	0.88
CP3985-230	54	230	675	1.12
CP3985-310	54	310	675	1.39

CP3985 ACCESSORIES	
PART NO:	DESCRIPTION
CP3985-PROP	CP3985 SAFETY PROP
CP6116-5	LANCE
CP6116-3	CONNECTING VALVE



CP3985 Air Jack is also available with built in exhaust valve add 'EV' to part number i.e. CP3985-230EV (Exhaust valve provides a specific take-off for the exhausted air.)



STAUBLI AIR JACK ACCESSORIES

Staubli proposes a total solution to ensure maximum performance and optimum safety during the lifting & lowering of the car, with innovative technology of no internal jack springs and a rapid acting cylinder. For Airjack information and other accessories please call.

PART NO:	DESCRIPTION
JAC 06.1102	LANCE
JAC 06.1102/MSW	SWIVEL VERSION LANCE
JAC 06.5655	CONNECTING VALVE WITH STOP VALVE



RACEPARTS AIR JACK SAFETY PROPS & STANDS

Raceparts air jack safety stands, props and skates. Available to suit a range of air jack diameters with strokes of 150, 230 or 300mm. These come as complete units with foot and Safety stand combination. Can be ordered in 3 or 4 units depending on your requirements.

PART NO:	DESCRIPTION
RPAJSP*	AIRJACK SAFETY PROP MADE TO ORDER
RPAJST*	AIRJACK STANDS MADE TO ORDER
RPAJSK*	AIRJACK SKATES MADE TO ORDER



RACEPARTS AIR BOTTLE KITS

Raceparts air bottle kits for single use (wheel guns, airjacks, tyre inflation) or multi purpose use. We can supply the complete kits including trolley, bottle, regulator, hoses and adaptors/fitments to single or twin hoses with the correct ends to connect up the wheel guns, air jack lances and tyre inflation gauges.

PART NO:	DESCRIPTION
LL-85	0-50BAR PRESSURE REGULATOR
LL-86-2	2M CONNECTING HOSE REGULATOR TO BOTTLE
LL-86-3	3M CONNECTING HOSE REGULATOR TO BOTTLE
LL-86-4	4M CONNECTING HOSE REGULATOR TO BOTTLE
LL-86-5	5M CONNECTING HOSE REGULATOR TO BOTTLE
RTABT1	RACEPARTS SINGLE AIR BOTTLE TROLLEY
RTABT2	RACEPARTS TWIN AIR BOTTLE TROLLEY
TG4	TYRE INFLATION GAUGE





TYRE PRESSURE GAUGES

Hand built to a high standard and protected by a rubber shock absorbing cover. A deflate button is included as standard.



PART NO:	DESCRIPTION
P4D	0-40 PSI/2.8 BAR TYRE PRESSURE GAUGE / DEFLATE RACE
P6D	0-60 PSI/ 4.0 BAR TYRE PRESSURE GAUGE / DEFLATE ROAD

CAMBER CASTOR GAUGE

Quick & easy to use, reasonably priced, measures both camber and castor on any car and is consistently accurate.



PART NO:	DESCRIPTION
ADACCG	RACETECH ADA CAMBER CASTOR GAUGE

QUICK LIFT JACK

This robust Quick Lift Jack is suitable for lifting all single seater racing cars. Superbly manufactured with welded joints, a hard wearing black powder coated finish, and non slip rubber mat. Supplied flat-packed.



PART NO:	DESCRIPTION
RTQLJK	LIFT JACK, 10" LIFT HEIGHT, 34" LONG

TRACKING EQUIPMENT

For checking the camber and alignment of the wheels on the car. This has been around for years and is still the best on the market. Dunlop's AGO40L & AGO40 laser & optical alignment gauges are simple to use, extremely accurate and high quality.



PART NO:	DESCRIPTION
CG4	CAMBER GAUGE
CG4/5	CAMBER CASTOR GAUGE
AGO40	OPTICAL ALIGNMENT GAUGE
CG6	STEERING TURNABLES

PAD SPREADER TOOL

The Racetech pad spreader tool makes an easy job of parting stiff pads for an easy and quicker brake pad change.



PART NO:	DESCRIPTION
ADAPS	QUICK CHANGE BRAKE PAD TOOL (PARALLEL ACTION)

CALIPER PISTON SERVICE TOOL

Removes racing caliper pistons with ease, leaves no marks or deformation and is simple to use.



PART NO:	DESCRIPTION
ADACPT	RACETECH ADA CALIPER PISTON SERVICE TOOLS
AVAILABLE FOR THE FOLLOWING SIZES; 1", 1 1/8", 1 1/4", 1 3/8", 1 1/2", 1 5/8", 1 3/4", 1 7/8", 2", 2 1/4", 26MM, 36MM, 38MM, 40MM, 42MM	

CHASSIS STANDS

Lightweight aluminium chassis stands rated at 1000kg per stand maximum weight. Sold as a pair, 7" height, 29" and 13.5" lengths.



Strong design will not bend or buckle.

PART NO:	DESCRIPTION
RTSSCS	RACETECH 7" CHASSIS STANDS

CORNER WEIGHT GAUGES

Fully adjustable, easy & quick to use available in the 'p' type for use with inset wheels, or the 'o' type for use with offset wheels ('o' type has the option of a spring tester).



PART NO:	DESCRIPTION
ADA400-P	ADA RACETECH CORNER WEIGHT GAUGE 400 LBS 'P' TYPE
ADA600-P	ADA RACETECH CORNER WEIGHT GAUGE 600 LBS 'P' TYPE
ADA1000-P	ADA RACETECH CORNER WEIGHT GAUGE 1000 LBS 'P' TYPE
ADA2000-P	ADA RACETECH CORNER WEIGHT GAUGE 2000 LBS 'P' TYPE
ADA400-O	ADA RACETECH CORNER WEIGHT GAUGE 400 LBS 'O' TYPE
ADA600-O	ADA RACETECH CORNER WEIGHT GAUGE 600 LBS 'O' TYPE
ADA1000-O	ADA RACETECH CORNER WEIGHT GAUGE 1000 LBS 'O' TYPE



WOLVERINE ENGINE OIL PREHEATER

Wolverine engine oil pre heaters are an effective way of preheating engine oil to near operating temperatures. The silicone pads are easily installed on smooth metal surfaces with peel-and-stick mounting and include silicone weatherproofing. Warms internal engine components for quick starts in cold weather and reduces engine wear by improving the flow of fluids (comes without plug).

PART NO:	CAPACITY	SIZE INCH	VOLTAGE	DESCRIPTION
WLVM9/125	3-6 LITRE	3.00" ROUND	240V	SMALL CAPACITY, MODEL 9, 125 WATT
WLVM16/250	5-12 LITRE	4.25" X 3.75"	240V	MEDIUM CAPACITY, MODEL 16, 250 WATT
WLVM40/500	12-26 LITRE	5.00" X 7.00"	240V	LARGE CAPACITY, MODEL 40, 500 WATT



Simulators & eSports



OUR SUPPLIERS



SIMULATORS & E-SPORTS

SIMCHASSIS SIMULATORS AND OTHER SIM
SPECIFIC PRODUCTS

130

FOR OMP RACE SEATS SEE PAGE 118
FOR MORE INFO ON RACETECH QR SEE WWW.RACE.TECH

SIM CHASSIS

Sim Chassis offer a range of race simulator products from a bare simulator rig to a professional grade simulator setup. Designed and manufactured in the UK.

ESPORT

Using wheel, pedal and seating position data collected from a number of real racing cars the eSPORT simulator rig has been developed to allow you to simulate the perfect driving position to mirror that of your own race car or what whatever position you choose; from an upright GT to a laid back single seater. The sleek design is created so not be intrusive, whilst delivering the perfect base to make you faster. Compatible with: Accuforce, Fanatec, Heusinkveld, Logitech Thustmaster wheels and pedals. Available with or without monitor mount. Seat, seat mount, wheel and pedals not included - see website for further details.

PART NO:	DESCRIPTION
SCDR	ESPORT SIM CHASSIS RIG ONLY
SCRMM	ESPORT SIM CHASSIS RIG WITH MONITOR MOUNT

ESPORT COMPLETE PACKAGES

Utilising the Esport base Sim Chassis have put together two professional grade simulator packages with everything you need to create an ultra-realistic simulator experience to aid driver development and achieve faster lap times. The packages can be installed as plug and play and come with full technical support. Both packages include Esports rig, seat with mounts, shifter, load cell pedals, tactile device (butt kicker), 49" ultrawide curved monitor, cordless keyboard and a top end Chillblast gaming PC that exceeds iRacings high end requirements. The standard package includes a belt drive wheel. The Elite package includes direct drive wheel and upgraded pedals & tactile device.

PART NO:	DESCRIPTION
SCES	ESPORT SIM CHASSIS PACKAGE
SCELS	ESPORT SIM CHASSIS PACKAGE DIRECT DRIVE



RACEPARTS



OMP RACE SEATS

OMP Racing seats are designed and manufactured to the highest standard. The seats are manufactured using either a carbon fiber, fibreglass or tubular aluminium shell. As used and recommended by professional race drivers worldwide. Perfect for creating a professional sim setup.



RACETECH SIM QR

Coming soon, Racetech Sim specific quick release coupling range. Made in the UK using the same technology and materials as the race proven couplings. The couplings will have sim specific mounts and a bespoke red sleeve to easily identify them as the Sim range.



OBP ESPORTS PRO-RACE

Based on the very popular obp Motorsport Pro-Race V2 pedal systems, Constructed from aircraft grade T6061 aluminium pedals and mild steel cradle, these pedals offer adjustable pedal ratios, accelerator return and multiple pedal pad adjustments just like the real pedal systems, providing incredible feel and feedback for the driver.



VBOX SIM PACK

VBOX Sim Pack features the VBOX simulator software and the VBOX LapTimer. The VBOX Simulator Software extracts information from all well-known racing simulator games and converts it to VBOX data, enabling live use of a professional VBOX LapTimer display.

Steering & Suspension



OUR SUPPLIERS



STEERING & SUSPENSION

OMP STEERING WHEELS & COUPLINGS	132
RACETECH STEERING WHEELS & QUICK RELEASE COUPLINGS	133
RACETECH & EIBACH SPRINGS	134

FOR BEARINGS AND ROD ENDS SEE PAGES 5-9
FOR UNIVERSAL JOINTS SEE PAGE 36



OMP STEERING WHEELS

OMP Racing steering wheels are available in a range of sizes. The wheels are manufactured entirely in Italy with either a carbon fiber or aluminium core and leather or suede finish. As used and recommended by professional race drivers worldwide.



OD/2016/NN - INDY	
DIA	250X200MM
DISH	FLAT
FINISH	SUEDE
CORE	ALUMINIUM
GRIP SHAPE	OVAL 35X25MM
CUT OUT TOP PART # OD/2017/NN	



OD/1972/N - FORMULA QUADRO	
DIA	250X230MM
DISH	FLAT
FINISH	SUEDE
CORE	ALUMINIUM
GRIP SHAPE	OVAL 35X25MM



OD/1985/NN - KUBIK	
DIA	310X265MM
DISH	FLAT
FINISH	SUEDE
CORE	ALUMINIUM
GRIP SHAPE	OVAL 35X28MM



OD/2044/N - 310 ALU GT	
DIA	315X226MM
DISH	FLAT
FINISH	SUEDE
CORE	ALUMINIUM
GRIP SHAPE	OVAL 36X30MM



OD/1990/NN - SUPERQUADRO	
DIA	330X290MM
DISH	FLAT
FINISH	SUEDE
CORE	ALUMINIUM
GRIP SHAPE	OVAL 35X27MM



OD/1975/N - TRECENTO	
DIA	300MM
DISH	FLAT
FINISH	SUEDE
CORE	ALUMINIUM
GRIP SHAPE	OVAL 37X27MM
FOR LEATHER PART # OD/1976/N	



OD/2042/N - 320 ALU SP	
DIA	320MM
DISH	FLAT
FINISH	SUEDE
CORE	ALUMINIUM
GRIP SHAPE	OVAL 35X24MM
INC HORN BUTTON PART # OD/2042F/N	



OD/2032/N - 320 CARBON S	
DIA	320MM
DISH	FLAT
FINISH	SUEDE
CORE	CARBON
GRIP SHAPE	OVAL 35X24MM
50% LIGHTER THAN STD VERSION	



OD/2005/NN - TARGA	
DIA	330MM
DISH	FLAT
FINISH	SUEDE
CORE	ALUMINIUM
GRIP SHAPE	OVAL 37X24MM



OD/1979 - WRC	
DIA	350MM
DISH	70MM
FINISH	SUEDE
CORE	ALUMINIUM
GRIP SHAPE	ROUND 30MM
FOR LEATHER PART # OD/1980	



OD/1958 - VELOCITA	
DIA	350MM
DISH	FLAT
FINISH	SUEDE
CORE	ALUMINIUM
GRIP SHAPE	OVAL 30X25MM
FOR LEATHER PART # OD/1957	



OD/2020/N - VELOCITA SUPERLEGGERO	
DIA	350MM
DISH	FLAT
FINISH	SUEDE
CORE	LIGHT ALUMINIUM
GRIP SHAPE	ROUND 30MM
40% LIGHTER THAN STD VELOCITA	



OD/1954/N - CORSICA	
DIA	350MM
DISH	95MM
FINISH	SUEDE
CORE	ALUMINIUM
GRIP SHAPE	OVAL 30X28MM
FOR LEATHER PART # OD/1956/N	



OD/2021/N - CORSICA SUPERLEGGERO	
DIA	350MM
DISH	95MM
FINISH	SUEDE
CORE	LIGHT ALUMINIUM
GRIP SHAPE	ROUND 30MM
40% LIGHTER THAN STD CORSICA	



OD/2028/N - 350 CARBON D	
DIA	350MM
DISH	95MM
FINISH	SUEDE
CORE	CARBON
GRIP SHAPE	ROUND 30MM
50% LIGHTER THAN STD VERSION	

OMP QUICK RELEASE COUPLINGS & STEERING WHEEL ACCESSORIES



ODS/024 - QUICK RELEASE	
ODS/024/W	WELD ON
ODS/024/B	BOLT ON



ODC0231 - 60MM SPACER	
ODC023171	BLACK
ODC023181	SILVER



HUB KITS	
STEERING WHEEL HUB KITS FOR WIDE VARIETY OF CARS - PLEASE CALL	
OD/1960	HORN BUTTON



CARBON BUTTON PLATES	
OD/2029	BUTTON PLATE (2)
OD/2026	BUTTON PLATE (4)



HORN BUTTON	
OD/1960	HORN BUTTON



RACETECH QUICK RELEASE COUPLINGS

The very best available, often copied but never equalled. The original design splined quick release coupling to complete the steering wheel package. An exceptionally lightweight quality product, machined to exacting tolerances (sold with steering wheel attachment fitting kit). Slug material is EN3B, available with 52mm 3 bolt PCD or 70mm 6 bolt PCD. All couplings are available with a yellow anodised sleeve* to conform to FIA regulations. Please add "Y" to part numbers below for a yellow sleeve (e.g. RTQ71Y).

PART NO:	DESCRIPTION
RTQ1	3/16" HOLES 2" PCD BOSS, 5/8" DIA. SLUG
RTQ2	3/16" HOLES 2" PCD BOSS, 3/4" DIA. SLUG
RTQ3	1/4" HOLES 2" PCD BOSS, 3/4" DIA. SLUG
RTQ4	1/4" HOLES 2" PCD BOSS, 5/8" DIA. SLUG
RTQ5	3/16" HOLES 2" PCD BOSS, 1" BLANK SLUG
RTQ6	1/4" HOLES 2" PCD BOSS, 1" BLANK SLUG
RTQ9	NO HOLES, FULL ROUND PLAIN BOSS, 3/4" SLUG
RTQ71	M5 HOLES 70MM PCD BOSS, 5/8" DIA. SLUG
RTQ72	M5 HOLES 70MM PCD BOSS, 3/4" DIA. SLUG
RTQ75	M5 HOLES 70MM PCD, BOSS 1" DIA. BLANK SLUG
RTQNY	GROUP N BOLT ON COUPLING 70MM PCD BOTH SIDES
RTQNY-3/4	GROUP N 70MM PCD BOSS, 3/4" DIA. SLUG



RACETECH STEERING WHEELS

Racetech steering wheels constructed from lightweight aluminium, with plain centres to suit any quick release coupling and with a quality, classic black finish.

PART NO	DESCRIPTION
RTSWBL	270MM ROUND, FLAT PLAIN CENTRE, BLACK LEATHER
RTSWBS	270MM ROUND, FLAT PLAIN CENTRE, BLACK SUEDE
RTSW2BL	300MM ROUND, FLAT PLAIN CENTRE, BLACK LEATHER
RTSW2BS	300MM ROUND, FLAT PLAIN CENTRE, BLACK SUEDE
RTSW3BL	330MM ROUND, FLAT PLAIN CENTRE, BLACK LEATHER
RTSW3BS	330MM ROUND, FLAT PLAIN CENTRE, BLACK SUEDE
RTSW4BL	330MM ROUND, 65MM DISHED 6 HOLE CENTRE, BLACK LEATHER, YELLOW STRIPE
RTSW4BS	330MM ROUND, 65MM DISHED 6 HOLE CENTRE, BLACK SUEDE, YELLOW STRIPE
RTSWD2BL	255MM D SHAPE, FLAT BOTTOM, PLAIN FLAT CENTRE, BLACK LEATHER
RTSWD2BS	255MM D SHAPE, FLAT BOTTOM, PLAIN FLAT CENTRE, BLACK SUEDE
RTSWD3BL	280MM D SHAPE, FLAT BOTTOM, PLAIN FLAT CENTRE, BLACK LEATHER
RTSWD3BS	280MM D SHAPE, FLAT BOTTOM, PLAIN FLAT CENTRE, BLACK SUEDE



STEERING WHEEL ACCESSORIES

Covers - manufactured from elasticated fabric for steering wheels up to 350mm diameter to protect the steering wheel from dirty hands. Available in red, blue & black.

PART NO:	DESCRIPTION
MA400-0001	RED
MA400-0002	BLUE
MA400-0003	BLACK



Adaptors - quick release coupling adaptor for 3 hole 52mm pcd couplings to 6 hole 70mm pcd steering wheels.

PART NO:	DESCRIPTION
QRA103	3 BOLT TO 6 BOLT QUICK RELEASE COUPLING ADAPTOR



RACETECH SPRINGS

3, 4, 5, 6, 7, 8, 9, 10, 10.5, 12, 14 and 16 inch springs.

A complete range of springs are now available with 1.9, 2, 2.25 and 2.5 inch inside diameters (I.D.). Metric inside diameters are also available to special order. These springs are computer designed, and rates range from 100lbs through to 2000lbs, heavier weights are available. Manufactured from a chrome vanadium steel, which is heat treated and shot peened, with a black powder coating finish as standard (other colours available to order). Our springs are fitted as original equipment by many constructors and race proved by many top teams as they provide a cost effective way of improving the cars performance.

RATE	FREE LENGTH						
	4"	5"	6"	7"	8"	9"	10.5"
150	RT4S150	RT5S150	RT6S150	RT7S150	RT8S150	RT9S150	RT10.5S150
170	RT4S170	RT5S170	RT6S170	RT7S170	RT8S170	RT9S170	RT10.5S170
180	RT4S180	RT5S180	RT6S180	RT7S180	RT8S180	RT9S180	RT10.5S180
200	RT4S200	RT5S200	RT6S200	RT7S200	RT8S200	RT9S200	RT10.5S200
225	RT4S225	RT5S225	RT6S225	RT7S225	RT8S225	RT9S225	RT10.5S225
250	RT4S250	RT5S250	RT6S250	RT7S250	RT8S250	RT9S250	RT10.5S250
275	RT4S275	RT5S275	RT6S275	RT7S275	RT8S275	RT9S275	RT10.5S275
300	RT4S300	RT5S300	RT6S300	RT7S300	RT8S300	RT9S300	RT10.5S300
325	RT4S325	RT5S325	RT6S325	RT7S325	RT8S325	RT9S325	RT10.5S325
350	RT4S350	RT5S350	RT6S350	RT7S350	RT8S350	RT9S350	RT10.5S350
375	RT4S375	RT5S375	RT6S375	RT7S375	RT8S375	RT9S375	RT10.5S375
400	RT4S400	RT5S400	RT6S400	RT7S400	RT8S400	RT9S400	RT10.5S400
425	RT4S425	RT5S425	RT6S425	RT7S425	RT8S425	RT9S425	RT10.5S425
450	RT4S450	RT5S450	RT6S450	RT7S450	RT8S450	RT9S450	RT10.5S450
475	RT4S475	RT5S475	RT6S475	RT7S475	RT8S475	RT9S475	RT10.5S475
500	RT4S500	RT5S500	RT6S500	RT7S500	RT8S500	RT9S500	RT10.5S500
525	RT4S525	RT5S525	RT6S525	RT7S525	RT8S525	RT9S525	RT10.5S525
550	RT4S550	RT5S550	RT6S550	RT7S550	RT8S550	RT9S550	RT10.5S550
575	RT4S575	RT5S575	RT6S575	RT7S575	RT8S575	RT9S575	RT10.5S575
600	RT4S600	RT5S600	RT6S600	RT7S600	RT8S600	RT9S600	RT10.5S600
625	RT4S625	RT5S625	RT6S625	RT7S625	RT8S625	RT9S625	RT10.5S625
650	RT4S650	RT5S650	RT6S650	RT7S650	RT8S650	RT9S650	RT10.5S650
675	RT4S675	RT5S675	RT6S675	RT7S675	RT8S675	RT9S675	RT10.5S675
700	RT4S700	RT5S700	RT6S700	RT7S700	RT8S700	RT9S700	RT10.5S700
725	RT4S725	RT5S725	RT6S725	RT7S725	RT8S725	RT9S725	RT10.5S725
750	RT4S750	RT5S750	RT6S750	RT7S750	RT8S750	RT9S750	RT10.5S750
775	RT4S775	RT5S775	RT6S775	RT7S775	RT8S775	RT9S775	RT10.5S775
800	RT4S800	RT5S800	RT6S800	RT7S800	RT8S800	RT9S800	RT10.5S800
850	RT4S850	RT5S850	RT6S850	RT7S850	RT8S850	RT9S850	RT10.5S850
900	RT4S900	RT5S900	RT6S900	RT7S900	RT8S900	RT9S900	RT10.5S900
950	RT4S950	RT5S950	RT6S950	RT7S950	RT8S950	RT9S950	RT10.5S950
1000	RT4S1000	RT5S1000	RT6S1000	RT7S1000	RT8S1000	RT9S1000	RT10.5S1000
1050	RT4S1050	RT5S1050	RT6S1050	RT7S1050	RT8S1050	RT9S1050	RT10.5S1050
1100	RT4S1100	RT5S1100	RT6S1100	RT7S1100	RT8S1100	RT9S1100	RT10.5S1100
1150	RT4S1150	RT5S1150	RT6S1150	RT7S1150	RT8S1150	RT9S1150	RT10.5S1150
1200	RT4S1200	RT5S1200	RT6S1200	RT7S1200	RT8S1200	RT9S1200	RT10.5S1200
1250	RT4S1250	RT5S1250	RT6S1250	RT7S1250	RT8S1250	RT9S1250	RT10.5S1250
1300	RT4S1300	RT5S1300	RT6S1300	RT7S1300	RT8S1300	RT9S1300	RT10.5S1300
1350	RT4S1350	RT5S1350	RT6S1350	RT7S1350	RT8S1350	RT9S1350	RT10.5S1350
1400	RT4S1400	RT5S1400	RT6S1400	RT7S1400	RT8S1400	RT9S1400	RT10.5S1400
1500	RT4S1500	RT5S1500	RT6S1500	RT7S1500	RT8S1500	RT9S1500	RT10.5S1500

THIS TABLE IS AN EXAMPLE OF 2.25" I.D RATES AND LENGTHS AVAILABLE. FOR DIFFERENT I.D.S, ADD THE I.D. TO THE PART NO. FOR EXAMPLE: RT6S3001.9 (6" LENGTH, 300LB RATE, 1.9" I.D.).



HELPER SPRINGS

All Helper Springs are manufactured in Chrome Vanadium spring steel. Free lengths available are 2" and 4" Internal diameters available 1.9"/2.0", 2.25" and 2.5". Rates available 4lbs to 450lbs. Other lengths, rates or diameters may be available, depending on customer requirements. Spring seats for fitting helper springs are also available.



RACING SPRINGS

Eibach uses the world's finest Hi-Ten spring steel, produced to exceedingly high tolerances. Eibach offers a wide range of spring options that will suit motorsport or performance vehicles. Please contact Raceparts for further information.

Tools



OUR SUPPLIERS



TOOLS

BETA TOOLS & WORKSHOP ACCESSORIES

136-137

FOR PIT EQUIPMENT & TOOLS SEE PAGES 126 & 128
FOR BRAKE SYSTEM TOOLS SEE PAGES 22 & 128



Beta Tools (established in 1923) manufacture over 10,000 high quality professional use tools and workshop accessories.

C24SA-XL/7 LONG, C24S/7 STD MOBILE ROLLER CABS & C23ST PORTABLE TOOL CHEST

These units come with ball bearing slide drawers, protected by foamed rubber mats and they have a front centralized safety lock. Covers are also available. C24SA-XL/7 has 7 882x367mm drawers 5 of which are 70mm high, 1 is 140mm high and 1 is 210mm high. It comes with 4 x 125mm castors and weighs 84kgs. C24S/7 has 7 588x367mm drawers 5 of which are 70mm high, 1 is 140mm high and 1 is 210mm high. It comes with 4 x 125mm castors and weighs 58kgs. C23ST has 588x367mm drawers and weighs 36kgs. It can fit perfectly on top of the C24S/7 or be used separately as a portable tool chest.






C24SAXL/7 ROLLER CAB WITH 7 DRAWERS	
PART NO:	DESCRIPTION
024002271	C24SAXL/7-O ORANGE
024002272	C24SAXL/7-G GREY
024002273	C24SAXL/7-R RED

C24S/7 ROLLER CAB WITH 7 DRAWERS	
PART NO:	DESCRIPTION
024002071	C24S/7-O ORANGE
024002072	C24S/7-G GREY
024002073	C24S/7-R RED

C23ST PORTABLE CHEST WITH 5 DRAWERS	
PART NO:	DESCRIPTION
023000521	C23ST-O ORANGE
023000522	C23ST-G GREY
023000523	C23ST-R RED

SOFT MODULE TOOL TRAYS

Assortment of tools in thermoformed trays designed for the above cabs & chest. The 588x367mm trays listed below fit perfectly inside C24S/7 & C23ST but the C24SAXL/7 takes 1 x 588x376mm tray as well as a 1/2 tray not shown. For the full selection of available trays and 1/2 trays please see our website.



M10 - METRIC COMBINATION SPANNER SET	
PART NO:	DESCRIPTION
024500010	22PCS X #42 6MM-36MM SPANNERS

M31 - IMPERIAL SET SPANNERS & ALLEN KEYS	
PART NO:	DESCRIPTION
024500031	18PCS X #42AS 1/4"-1&1/4" SPANNERS & 9 X #96BP/ AS ALLEN KEYS 1/16"-3/8"

M195 METRIC SCREWDRIVER SET	
PART NO:	DESCRIPTION
024500195	BETA GRIP SCREWDRIVERS WITH SLOT, PHILLIPS & TORX HEADS

M100 1/4 & 1/2 METRIC SOCKET SET	
PART NO:	DESCRIPTION
024500100	1/4 & 1/2 METRIC SOCKET SET

PORTABLE TOOL TROLLEYS

C41S 871x335x536mm comes with oversize 160mm castors and a telescopic aluminium handle for easy transportation, weighs only 16kgs, C41H 920x335x536mm comes with oversize 160mm castors and a telescopic aluminium handle for easy transportation, weighs only 21kgs, C27S 765x395x570 which extends to 995mm has a patented folding design with 2 drawers a lower object compartment and a thermoplastic worktop.



C41S TWO MODULE TOOL TROLLEY	
PART NO:	DESCRIPTION
C41S	ORANGE

C41H TWO MODULE TOOL TROLLEY	
PART NO:	DESCRIPTION
C41H-O	ORANGE

C27S FOLDING TOOL TROLLEY	
PART NO:	DESCRIPTION
C27S-O	ORANGE

SPECIAL RACING MOBILE ROLLER CABS

Special mobile roller cabs designed for racing and use in the pits. These units have a multi-ply wood worktop, front centralized safety lock, 4 x 125mm castors (2 fixed, 2 steering), and has a static load capacity of 1200kgs. The drawers are made with ball bearing slides and are protected by foamed rubber mats. Also available in red or black. C39MD has 7 drawers 588x367mm, 6 at 70mm high and 1 at 240mm and a 2 drawer module (588x367x270mm & 588x367x380mm).

C39SM has 7 drawers 588x367mm, 6 at 70mm high and 1 at 240mm. Includes an integrated wastepaper basket, paper roll compartment and 1 large drawer (380x305x270mm)



C39MD RACING ROLLER CAB MD TYPE	
PART NO:	DESCRIPTION
C39MD-O	ROLLER CAB UNIT RACING

C39SM RACING ROLLER CAB SM TYPE	
PART NO:	DESCRIPTION
C39SM-O	ROLLER CAB UNIT RACING



SOCKET KITS	
PART NO:	DESCRIPTION
009000953	900/C13-5 1/4" 13 SOCKETS 4-14MM 5 ACCESSORIES
009000961	900AS/C10 1/4" 10 SOCKETS 3/16"-9/16" 7 ACCESSORIES
009100936	910A/C16 3/8" 16 SOCKETS 6-19MM 5 ACCESSORIES
009100925	910AS/C13 3/8" 13 SOCKETS 1/4"-7/8" 5 ACCESSORIES
009200933	920A/C12X 1/2" 12 SOCKETS 10-32MM 5 ACCESSORIES

42-COMBINATION SPANNERS	
PART NO:	DESCRIPTION
000421064	42/B9 9 PACK 6-19MM - WALLET
000421067	42/S14 14 PACK 6-24MM - BOX
000421065	42/S17 17 PACK 6-22MM - BOX
000420155	42AS/B9 9 PACK 1/4"-3/4" WALLET
000420163	42AS/13 13 PACK 1/4"-1" BOX
000420168	42AS/17 17 PACK 1/4"-1.1/8" BOX

96T-T HANDLE HEX WRENCHES	
PART NO:	DESCRIPTION
000960952	96T/S6 6 PACK 2-6MM BOX
000960933	96T/S8 8 PACK 2-10MM BOX
000960951	96T/S11 11 PACK 2-10MM BOX
000960682	96T/AS8 8 PACK 3/32-3/8" BOX
000960683	96T/AS10 10 PACK 3/32-3/8" BOX

SCREW DRIVER SETS	
PART NO:	DESCRIPTION
012900305	1290/S5 SLOT HEAD SET OF 5
012900319	1290/S9X SLOT HEAD SET OF 9
012920304	1292/S4 PHILLIPS HEAD SET OF 4
012930057	1293ES/S7 HEX HEAD SET OF 7
012970312	1297TX/S12 TORX HEAD SET 12



900/910/920 - HEX SOCKETS	
PART NO:	DESCRIPTION
009000150	900/SB13 1/4" DRIVE 4-14MM
009000389	900AS/SB11 1/4" DRIVE 3/16-9/16"
009100030	910A/SB17 3/8" DRIVE 6-22MM
009100295	910A-AS/SB13 3/8" DRIVE 1/4-7/8"
009200040	920A/SB13 1/2" DRIVE 10-22MM
009200225	920AS/SB11 1/2" DRIVE 3/8-1"

900/910/920 - HEX SOCKETS LONG	
PART NO:	DESCRIPTION
009000203	900L/SB13 1/4" DRIVE 4-14MM
009100174	910AL/SB14 3/8" DRIVE 8-22MM
009200644	920AL/SB11 1/2" DRIVE 10-22MM

REVERSIBLE RATCHETS	
PART NO:	DESCRIPTION
009000870	1/4" DRIVE 48 TEETH
009100885	3/8" DRIVE 48 TEETH
009200885	1/2" DRIVE 48 TEETH

96BP - BALL HEAD HEX KEY WRENCHES	
PART NO:	DESCRIPTION
000960974	96BP/SC9 9 PACK 1.5-10MM
000961000	96BP-AS/SC9 9 PACK 1/16-3/8"

EXHAUST SPRING PULLING TOOL	
PART NO:	DESCRIPTION
014100051	SPRING PULLING TOOL

142 - REVERSIBLE RATCHETING WRENCH	
PART NO:	DESCRIPTION
001420087	142/SC91 9 PACK 8-19MM
001420330	142AS/8 8 PACK 5/16-3/4"

DZUS SCREWDRIVER	
PART NO:	DESCRIPTION
012010501	DZUS HEAD SCREWDRIVER

INTERNAL/EXTERNAL CIRCLIP PLIERS	
PART NO:	DESCRIPTION
010390015	CIRCLIP PLIERS STRAIGHT

CLICK TYPE TORQUE WRENCH	
PART NO:	DESCRIPTION
006660005	666N/5 7 ÷ 37 LB/FT 3/8" DRIVE
006660010	666N/10 15 ÷ 75 LB/FT 3/8" DRIVE
006660020	666N/20 30 ÷ 150 LB/FT 1/2" DRIVE

OIL FILTER STRAPWRENCH	
PART NO:	DESCRIPTION
014900001	OIL FILTER STRAPWRENCH

TYRE VALVE SCREWDRIVER	
PART NO:	DESCRIPTION
009860078	TYRE VALVE SCREWDRIVER

ULTRA COMPACT RIVETING PLIERS	
PART NO:	DESCRIPTION
017410450	FOR 2.4, 3, 3.2 & 4MM RIVETS

ADJUSTABLE SQUARE NOSE WRENCH	
PART NO:	DESCRIPTION
000990235	35-50MM DIAMETER
000990250	50-80MM DIAMETER
000990280	80-120MM DIAMETER

PLASTIC PLIERS SET OF 3	
PART NO:	DESCRIPTION
014810200	SET 3, 8-15, 15-25 & 25-45MM

FLEXIBLE NUT SPINNERS	
PART NO:	DESCRIPTION
009430304	5MM NUT SPINNER
009430306	6MM NUT SPINNER
009430308	8MM NUT SPINNER
009430310	10MM NUT SPINNER

PICK & HOOK SCRIBE SET	
PART NO:	DESCRIPTION
016870150	SET OF 4 PICK & HOOK SCRIBES

PORTABLE INDUCTION HEATER KIT	
PART NO:	DESCRIPTION
018520175	PORTABLE INDUCTION HEATER

WIRE STRIPPING PLIERS SELF ADJUSTING	
PART NO:	DESCRIPTION
011480300	0.2-6 MM ² WITH CUTTING DEVICE

DECABON HOSE RELEASING TOOL SET	
PART NO:	DESCRIPTION
014570024	SET 4 TOOLS FOR DECABON PIPE

REAR MOTORCYCLE STAND ADJUSTABLE	
PART NO:	DESCRIPTION
030400002	3040C REAR STAND

ANGLE GRINDER	
PART NO:	DESCRIPTION
019330020	ANGLE GRINDER

DIGITAL VERNIER	
PART NO:	DESCRIPTION
016510111	DIGITAL VERNIER 0-150MM

FRONT MOTORCYCLE STAND ADJUSTABLE	
PART NO:	DESCRIPTION
030410002	3041C FRONT STAND

WHEEL LIFTER	
PART NO:	DESCRIPTION
030900001	3009 WHEEL LIFTER

DIE GRINDER	
PART NO:	DESCRIPTION
019330001	DIE GRINDER

30L OIL COLLECTION TANK	
PART NO:	DESCRIPTION
018780030	30L OIL COLLECTION TANK

SEAT WITH CASTORS & TOOL TRAY	
PART NO:	DESCRIPTION
022520001	2252 SEAT WITH CASTORS

HEAVY DUTY CREEPER SEAT/TOOL CHEST	
PART NO:	DESCRIPTION
022580011	2258 SEAT WITH TOOL CHEST

CREEPER / SEAT	
PART NO:	DESCRIPTION
030020001	3002 CREEPER/SEAT

ELECTRO-HYDRAULIC MOTORCYCLE JACK	
PART NO:	DESCRIPTION
030500202	MOTORCYCLE JACK

SEAT WITH CASTORS & TOOL TRAY	
PART NO:	DESCRIPTION
022520001	2252 SEAT WITH CASTORS

HEAVY DUTY CREEPER SEAT/TOOL CHEST	
PART NO:	DESCRIPTION
022580011	2258 SEAT WITH TOOL CHEST

CREEPER / SEAT	
PART NO:	DESCRIPTION
030020001	3002 CREEPER/SEAT

ELECTRO-HYDRAULIC MOTORCYCLE JACK	
PART NO:	DESCRIPTION
030500202	MOTORCYCLE JACK



INDEX

A

ADHESIVE	62, 63
AIRCRAFT FILLER CAPS & NECKS	72
AIR FILTERS	51
AIR INTAKE DUCTS	29
AIR-FUEL RATIO METER	101
AIR JACK & LANCES	127
AIR JACK ACCESSORIES	127
ALIGNMENT EQUIPMENT	122-128
ALLOY HEADER TANKS	30
ALLOY SWIRL POTS	30
ALTERNATORS	47
ANCHOR NUTS	109
ANTI-SEIZE COMPOUND	63
AN SELF LOCKING STYLE NUTS	109
AN WASHERS	74

B

BALANCE BAR ASSEMBLIES	11, 13
BALANCE BAR ADJUSTER CABLES	11, 13
BANJO BOLT	93
BANJO HOSE ENDS	92
BATTERIES	40-43
BATTERY CHARGERS	40-43, 48
BATTERY TROLLEY	124
BATTERY HEAT BARRIER	79
BEAD SEAT	116
BEARINGS/RODENDS	5-9
BEARING SEALS	9
BODYWORK TREATMENT	61-62
BOLTS	107-108
BONNET HOOKS	56
BONNET PINS	56
BOOST GAUGE	100
BRAKE BLEEDER BOTTLE	16
BRAKE CALIPERS & DISCS	14-23
BRAKE FITTINGS	89-94
BRAKE FLUID	12, 59-63
BRAKE MASTER CYLINDERS	12, 22, 24
BRAKE PADS	14-26
BRAKE TEMPERATURE PAINT	11, 13
BULKHEAD ADAPTORS	86-89

C

CALIPERS	14-17, 23
CAPHEAD BOLTS	108
CAPTIVE WASHER NUTS	109
CAR CLEANER	61-62
CAR SHAMPOO	61
CAR WAX	61
CASTOR SYSTEM	122-128
CASTOR CAMBER SYSTEM	122-128
CATCH TANKS	112
CHASSIS STANDS	124, 128
CIRCLIPS	74
CLUTCHES	34-35
CLUTCH RELEASE BEARINGS	35
COILS	44, 48
COOLING FANS	28
COMPETITION INSTRUMENTS	100-103
CONNECTING RODS	52
CONSUMABLES	12, 59-63, 77
COPPER WASHERS	89
COUPLINGS	95-97, 132-133
CRACK DETECTION	63
CV JOINT & BOOTS	37
CV GREASE	37, 59-63

D

DONUTS	38
DRIVE PLATES	35
DRIVER COOLING FANS	28
DRY BRAKE COUPLINGS	95-97
DRY SUMPS	52
DOUBLE BANJO HOSE ENDS	92
DUCTING HOSE & DUCTS	29

E

ELECTRICAL GAUGES	10
ELECTRICAL WATER PUMPS	31
ENGINE COMPONENTS	51-52
ENGINE OIL	59-63
ENGINE PRE-HEATER	31, 128
ENGINE TREATMENT	62
EXHAUST SILENCERS	52
EXHAUST WRAP	77-79
EXTINGUISHERS	119-120
EYE BOLTS	116-117
EYE BOLTS AND ANCHOR PLATES	116-117

F

FAN MOUNTING KITS	28
FANS & CONTROLLERS	28
FASTENERS	54-57
FILLER CAPS	72
FILTERS	51, 65-70
FIRE EXTINGUISHERS	119-120
FLUIDS	12, 59-63
FOIL TAPE	75
FUEL FILTERS	65-70
FUEL HOSE	65, 70-72, 84
FUEL PRESSURE REGULATOR	65-71
FUEL PUMPS & ADAPTORS	65-71
FUEL SENDERS	67, 101
FUEL SYSTEM COMPONENTS	65-72
FUEL UNIONS	65-67, 82-92

G

GASKET COMPOUND	62-63
GAUGES	101-103, 123, 128
GAUGE FITTING	102
GAUGE ISOLATOR	102
GAUGE SENDERS	101
GEARBOX OIL	59-63
GEARBOX SPARES	38
GLASS CLOTH	78-80
GREASES	37, 59-63
GRIP TAPE	75

H

HANS DEVICES	115
HARNESSES	114-117
HEAT BARRIERS	77-80
HEADER TANKS	30
HELICOPTER TAPE	75
HELMET DRYER	114
HI TEMP NUTS	109
HORN BUTTON	132
HOSE	13, 32, 65, 71-72, 83-85, 89
HOSE ENDS	83-94
HOSE FITTINGS & ADAPTORS	83-94
HOSE JOINERS	30
HYDRAULIC HANDBRAKES	24
HUB STANDS	125

I

IGNITION COMPONENTS	44-49
INTERCOOLER PIPES	30
INTERIOR NETS	114-117
INSTRUMENTS	100-103
INTAKE DUCTS	29

J

JACK	124, 128
JOINING SLEEVES	29

K

K NUTS	109
--------	-----

L

LAMBDA SENSOR	101
LAMINOVA	112
LASER ALIGNMENT	122-128
LATCHES	54
LAUNCH CONTROL	48
LINELOCK	22
LOCKING WASHERS	74
LOCK NUTS	109
LOCK WIRE	74
LOCK WIRE DRILLING RIG	74
LUBRICANTS	59-63
LYNCH PINS	57

M

MASTER CYLINDERS & REPAIR KITS	12, 22, 24
MASTER SWITCHES	41, 45, 49
MIRRORS	105
MIRROR MOUNTS	105

N

NAS BOLTS	107
NOVICE CROSS	125
NUMBERS	125
NUTS	109

O

OIL	59-63
OIL COOLERS AND ACCESSORIES	111-112
OIL COOLER DUCTS	29
OIL LINES	82-85
OILSTATS	112
OLIVES	89
OPTICAL ALIGNMENT GAUGE	128

P

PAINT CLEANER	61-62
PAD SPREADER TOOL	128
PEDAL BOXES	24
PEDAL TAPE	75
PENNY WASHERS	74
PIP PINS	57
PIPE CLIPS	98
PIT BOARDS	124
PIT TROLLEYS	124, 127
PLUG WIRE & BOOTS	45
PRE-HEATERS	31, 128
PRESSURE GAUGES	100-101, 123-128
PRESSURE REGULATORS	65-71, 126
PRESSURE SWITCH	102
PROPORTIONING VALVES	13, 22
PYROMETER	123

Q

QUARTER TURN FASTENERS	54-55
QUICKLIFT JACK	124, 128
QUICK RELEASE FILLER CAP	72
QUICK RELEASE	95-97, 132-133
QUICK RELEASE STEERING COUPLING	132-133

R

RACING SCALES	122
RADIATOR CAPS & NECKS	31
RAINLIGHTS	45, 49
RAMPS	122, 124
REFUELING	67-70, 125
RELEASE BEARINGS	35
REMOTE FILTER HEADS	112
REPAIR KITS	12, 14, 16, 17, 30
REV COUNTER	101
REV LIMITER	48
RESERVOIRS & BELLOWES	13, 22, 24
ROD ENDS & BOOTS	6, 8-9
ROLL OVER VALVES	72

MANUFACTURER

S

SANDWICH PLATES	112
SAFETY NETS	114-117
SAFETY STICKERS	125
SCALES	122
SEATS	116, 118
SEAT FOAM	116
SELF EJECTING FASTENERS	54
SELF-SEALING FITTINGS	30
SENDERS	67, 101
SET-UP EQUIPMENT	122-128
SHIFT LIGHTS	48, 101
SILENCERS	52
SILICON HOSE	32
SIMULATORS	130
SLAVE CYLINDERS & REPAIR KITS	35-36
SLIDE LATCH	54
SPEEDOMETER	101
SPHERICAL BEARINGS	7, 9
SPRING CLIPS & HOOKS	56
SPRINGS	134
STARTER MOTORS	46
STEERING COUPLING	132-133
STEERING WHEELS	132-133
STEERING WHEEL COVER	133
SUSPENSION	134
SWIRL POTS	30, 71
SWITCHES	41, 49

T

T-PIECE	65, 86-88, 91, 102
TACHOMETER	101
TACHOMETER CABLE	102
TANK-TAPE	75
TEMPERATURE GAUGE	101-103, 123-124
TEMPERATURE GAUGE TAKE OFF	30, 112
TEMPERATURE PAINT	11
TEMPERATURE SENDER	101, 112
TEMPERATURE STRIPS	11
THERMOSTATS	112
TOGGLE LATCH	54
TOOLS	136-137
TOW LOOPS	114-115
TRACKING EQUIPMENT	122-128
TRIPODE JOINTS & HOUSINGS	37
TUBE CONNECTORS	98
TURBO INSULATING KIT	79
TYRE PENS	125
TYRE PRESSURE GAUGE	123, 128
TYRE WARMERS	126
TYRAPs	74

U

UNIVERSAL JOINTS	36
------------------	----

V

VELCRO	74
VOLTAGE REGULATOR	49

W

WARNING LIGHTS	45, 49, 102
WASHERS	74
WATER PUMP	25
WATER SWIRL POTS	31
WATER WETTER	60
WAX	61
WELD ON HOSE FITTINGS	86
WHEEL BEARINGS	5
WHEEL CLEANER	61
WHEEL GUNS	126
WIRE TWISTERS	74

A

ADA RACETECH	128
ADVANCED TAPE	75
AEROCATCH	56
AEROLOC	55
AP RACING	12-21, 34-35, 127
ARE DRY SUMPS	52
ARMTECH	48

B

BETA TOOL	136-137
BG RACING	124-125
BOSCH	66
BRAILLE	42-43

C

CAMLOC	55
CAPIT	114, 126
CARTEK	45
CASTROL	60
CTEK	48
COPASLIP	63

D

DAVIES CRAIG	31
DEKA	40
DOW CORNING	63
DRIVEN RACING OILS (FORMERLY JOE GIBBS)	61
DZUS	54-55

E

EIBACH	134
ENDLESS	63
EVANS	62

F

FACET	65
FERODO	26
FK ROD ENDS	8-9
FUELAB	71

G

GIRLING	22-23, 36
GKN	37
GOODRIDGE	72, 82-95

H

HAWK	26
HEWLAND	38
HOLLEY	71

I

INDISEAT	116
INTERCOMP	122-123
ITG	51

J

K

KRONTEC	127
---------	-----

L

LIFELINE	49, 116, 120
LONGACRE	105
LUCAS	49

M

METALASTIK	38
MILLERS OILS	59
MINTEX	26
MOBIL 1	63
MSD	44-45
MOCAL	72, 111-112

N

NEWTON	72
NMB	6-7
NORMA	98

O

OETIKER	98
OBP	24, 30, 71, 112
ODYSSEY	40
OMEX	48
OMP	117-119, 132

P

PAGID	26
PARKER	95
PAOLI	126
PERFORMANCE FRICTION	25
PREMIER FUEL	67-70
PROLONG SUPER LUBRICANTS	62
PROSPEED	61

R

RACETECH	11, 32, 36, 98, 100-102, 105, 128, 133, 134
RAINX	63
REDLINE OILS	60
REVOTEC	28-30
ROCK OILS	60

S

SAENZ	52
SAFECRAFT	114
SCHROTH	115
SETRAB	111
SIM CHASSIS	130
SKF	5
STANT	31
STAUBLI	96-97, 127
SUPER B	41
SUPERTRAPP	52
SYTEC	66

T

TESA	75
THERMOTEC	77-79
THOMAS & BETTS	74
THREEBOND	62
TRS	114

V

VALETPRO	61
VBOX - RACELOGIC	103, 130

W

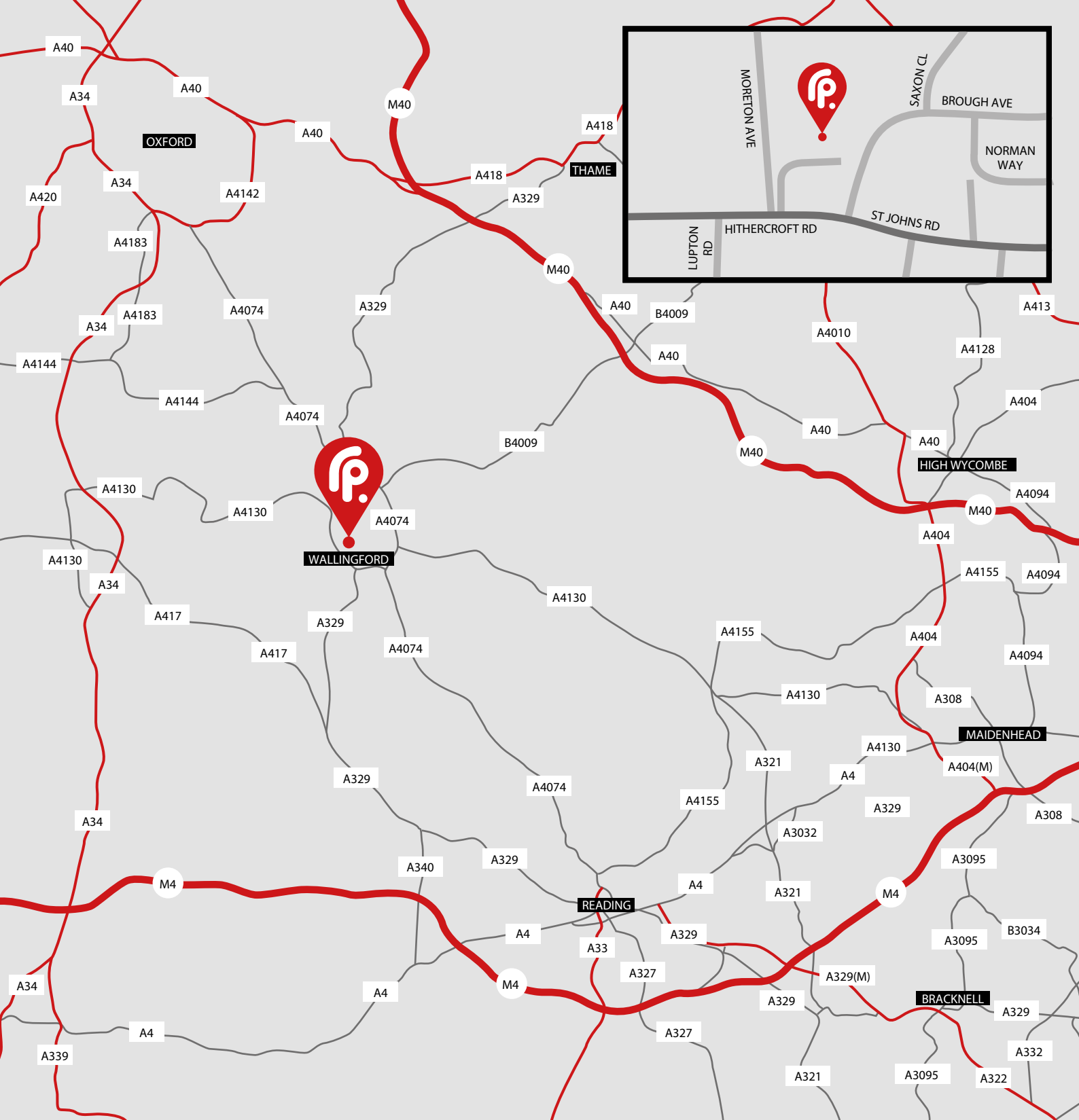
WIGGINS	98
WILLANS	116
WOSP	46-47
WOLVERINE	128

Z

ZIRCOTEC	79
ZX1	63

#

3M	75
----	----



RACEPARTS

UNIT 3, ROCKFORT INDUSTRIAL ESTATE, WALLINGFORD, OXFORDSHIRE, OX10 9DA, UK

TEL: +44 (0)1491 822000 | EMAIL: SALES@RACEPARTS.CO.UK

OPENING TIMES: MON - FRI: 9AM - 5.30PM | SAT: 9AM - 12PM

WWW.RACE.PARTS